



**THE DATASHEET OF
ADC-20-4-75+**



Surface Mount Directional Coupler

75Ω 20dB 5 to 1250 MHz

ADC-20-4-75+

Features

- wideband, 5-1250 MHz
- low mainline loss, 0.5 dB typ.
- high directivity, 23 dB typ.
- good VSWR, 1.15:1 typ.
- excellent coupling flatness, ±0.15 dB typ.
- aqueous washable
- protected by U.S Patents 6,133,525 & 6,140,887

Applications

- cable tv
- communications



Generic photo used for illustration purposes only

CASE STYLE: CD542

+RoHS Compliant

The +Suffix identifies RoHS Compliance. See our web site for RoHS Compliance methodologies and qualifications



Available Tape and Reel at no extra cost

Reel Size	Devices/Reel
7"	20, 50, 100, 200
13"	500, 1000

Electrical Specifications at 25°C

Parameter	Condition (MHz)	Min.	Typ.	Max.	Unit
Frequency Range		5		1250	MHz
Mainline Loss ¹	5 - 870	—	0.5	0.9	dB
	870 - 1250	—	0.7	1.2	
Coupling	5 - 1250	—	19.7±0.5	—	dB
Coupling Flatness (±)	5 - 1250	—	0.15	0.6	dB
Directivity	5 - 870	15	25	—	dB
	870 - 1250	10	17	—	
Return Loss (Input)	5 - 870	18	25	—	dB
	870 - 1250	17	22	—	
Return Loss (Output)	5 - 870	20	25	—	dB
	870 - 1250	18	22	—	
Return Loss (Coupling)	5 - 870	12	20	—	dB
	870 - 1250	11	15	—	
Input Power	5 - 1250	—	—	1.0	W

1. Mainline loss includes theoretical power loss at coupled port.

Maximum Ratings

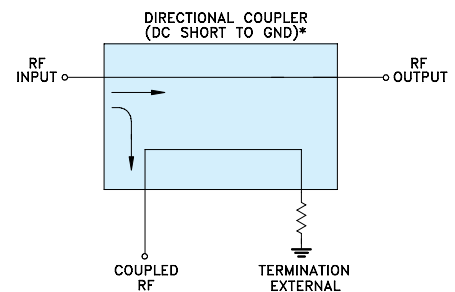
Parameter	Ratings
Operating Temperature	-40°C to 85°C
Storage Temperature	-55°C to 100°C

Permanent damage may occur if any of these limits are exceeded.

Pin Connections

Function	Pin Number
INPUT	1
OUTPUT	6
COUPLED	3
GROUND	2
75Ω TERM EXTERNAL	4
ISOLATE (DO NOT USE)	5

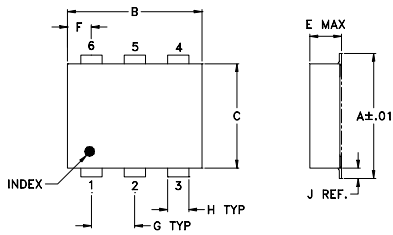
Electrical Schematic



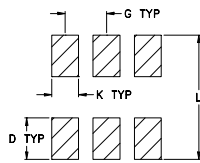
* ELECTRICAL SCHEMATIC IS FOR DIRECTIONAL COUPLER WITH INTERNAL TRANSFORMER(S) AND EXTERNAL TERMINATION.



Outline Drawing



PCB Land Pattern



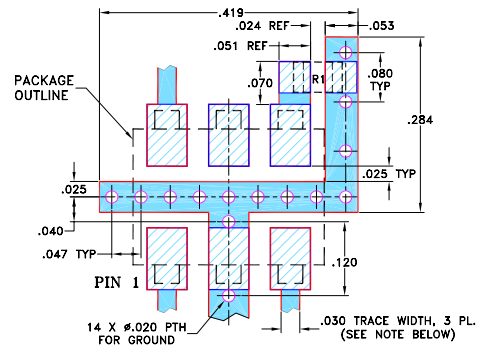
Suggested Layout,
Tolerance to be within ± 0.02

Outline Dimensions (inch/mm)

A	B	C	D	E	F	G
.272	.310	.220	.100	.112	.055	.100
6.91	7.87	5.59	2.54	2.84	1.40	2.54

H	J	K	L	wt
.030	.026	.065	.300	grams
0.76	0.66	1.65	7.62	0.20

Demo Board MCL P/N: TB-08 Suggested PCB Layout (PL-042)

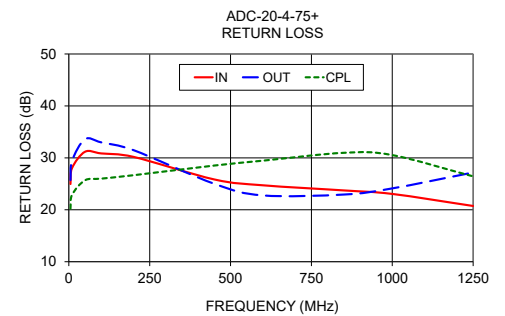
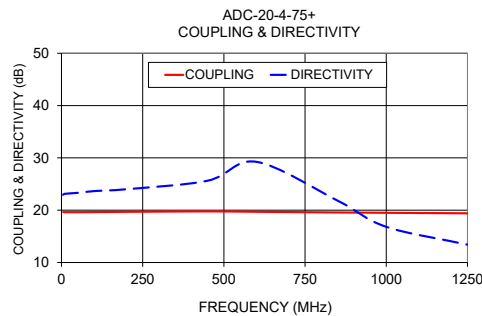
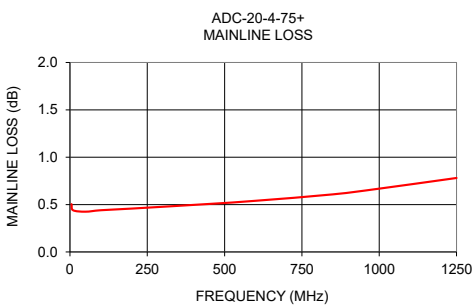


RESISTOR R1: 75 Ohm, 0805 SIZE.
NOTES: 1. TRACE WIDTH IS SHOWN FOR ROGERS RO4350B WITH DIELECTRIC THICKNESS $.030" \pm .002"$, COPPER: 1/2 OZ. EACH SIDE. FOR OTHER MATERIALS TRACE WIDTH MAY NEED TO BE MODIFIED.
2. BOTTOM SIDE OF THE PCB IS CONTINUOUS GROUND PLANE.

- DENOTES PCB COPPER LAYOUT WITH SMOBC (SOLDER MASK OVER BARE COPPER)
- DENOTES COPPER LAND PATTERN FREE OF SOLDER MASK

Typical Performance Data

Frequency (MHz)	Mainline Loss (dB) In-Out	Coupling (dB) In-Cpl	Directivity (dB)	Return Loss (dB)		
				In	Out	Cpl
5	0.50	19.64	22.94	24.96	25.71	20.22
10	0.44	19.62	23.13	28.05	29.46	22.89
50	0.43	19.62	23.32	31.17	33.59	25.68
100	0.44	19.64	23.65	30.85	32.98	26.00
200	0.46	19.69	24.01	30.19	31.48	26.66
450	0.51	19.77	25.64	25.84	25.00	28.52
600	0.54	19.70	29.25	24.72	22.77	29.46
850	0.61	19.57	21.83	23.73	22.94	30.97
1000	0.67	19.51	16.82	23.05	24.12	30.53
1250	0.78	19.41	13.42	20.74	27.18	26.44



Additional Notes

- A. Performance and quality attributes and conditions not expressly stated in this specification document are intended to be excluded and do not form a part of this specification document.
- B. Electrical specifications and performance data contained in this specification document are based on Mini-Circuit's applicable established test performance criteria and measurement instructions.
- C. The parts covered by this specification document are subject to Mini-Circuits standard limited warranty and terms and conditions (collectively, "Standard Terms"); Purchasers of this part are entitled to the rights and benefits contained therein. For a full statement of the Standard Terms and the exclusive rights and remedies thereunder, please visit Mini-Circuits' website at www.minicircuits.com/MCLStore/terms.jsp

Looking for pricing, stock, or lifecycle information?

Click below to explore more details on WIN SOURCE:

- ⊖ [View ADC-20-4-75+](#) on WIN SOURCE
- ⊖ [Mini-Circuits](#) Information

Optimize Your Supply Chain with WIN SOURCE Solutions

- ✓ Global Sourcing Solution
- ✓ Obsolete Management
- ✓ Cost Control Management
- ✓ Shortage Management
- ✓ Alternative Solution
- ✓ Excess Inventory Management