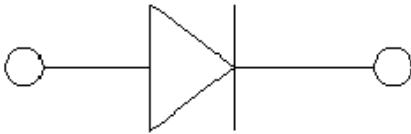




THE DATASHEET OF BAS21J



High Speed Switching Diode



Features

- V_R 300V
- I_{FAV} 225mA

Typical Applications

- Extreme fast switches

Mechanical Data

- **Package:** SOD-323
- **Terminals:** Tin plated leads, solderable per J-STD-002 and JESD22-B102
- **Polarity:** Cathode line denotes the cathode end
- **Marking:** 4P

■ Maximum Ratings ($T_a=25^\circ\text{C}$ Unless otherwise specified)

PARAMETER	SYMBOL	UNIT	Conditions	VALUE
Repetitive peak reverse voltage	V_{RRM}	V		300
Non-Repetitive Peak forward surge current	I_{FSM}	A	$t_p=1\mu\text{s}$ $t_p=1\text{ms}$ $t_p=10\text{ms}$	4 2.3 1.7
Average forward current	I_{FAV}	mA		225
Power dissipation	P_D	mW		200
Thermal Resistance From Junction To Ambient	$R_{\theta JA}$	$^\circ\text{C}/\text{W}$		625
Junction temperature	T_j	$^\circ\text{C}$		-55 to +150
Storage temperature range	T_{stg}	$^\circ\text{C}$		-55 to +150

■ Electrical Characteristics ($T_a=25^\circ\text{C}$ Unless otherwise specified)

PARAMETER	SYMBOL	UNIT	Conditions	VALUE
Maximum Forward voltage	V_F	V	$I_F=100\text{mA}$	1
Maximum Reverse current	I_R	nA	$V_R=240\text{V}$	100
		uA	$V_R=240\text{V}, T_j = 150^\circ\text{C}$	100
Minimum Breakdown voltage	V_R	V	$I_R=100\mu\text{A}$	300
Maximum Diode capacitance	C_D	pF	$V_R=0\text{V}, f=1\text{MHz}$	5
Maximum Reverse recovery time	t_{rr}	ns	$I_F=30\text{mA}, I_{rr}=0.1I_R, R_L=100\Omega$	50

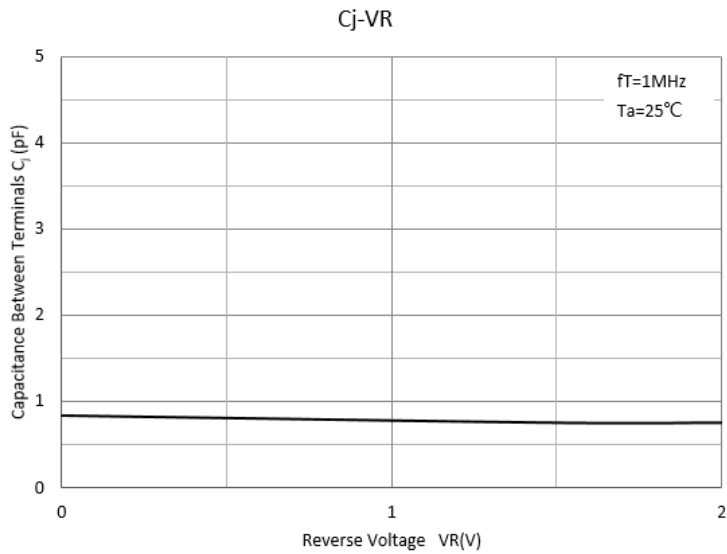
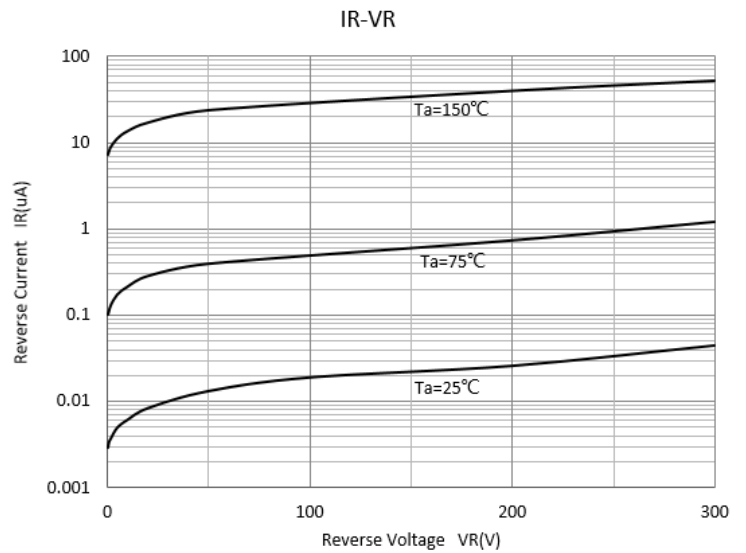
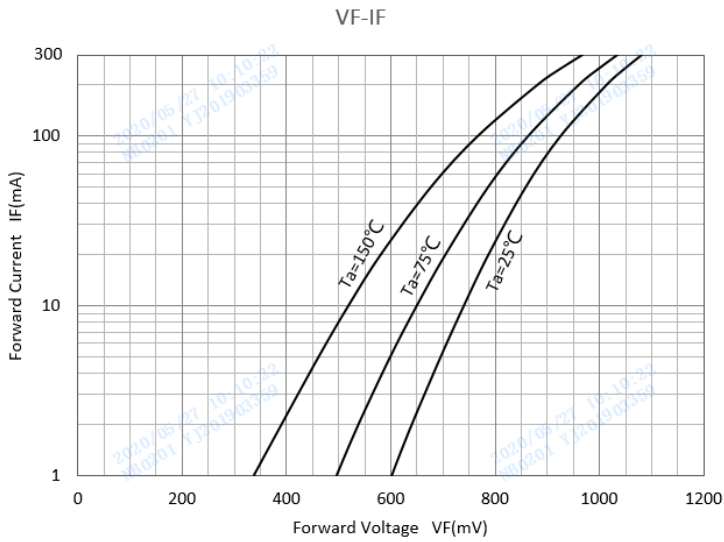


BAS21J

Ordering Information (Example)

PREFERRED P/N	PACKING CODE	UNIT WEIGHT(g)	MINIMUM PACKAGE(pcs)	INNER BOX QUANTITY(pcs)	OUTER CARTON QUANTITY(pcs)	DELIVERY MODE
BAS21J	F2	Approximate 0.004	3000	30000	120000	7" reel

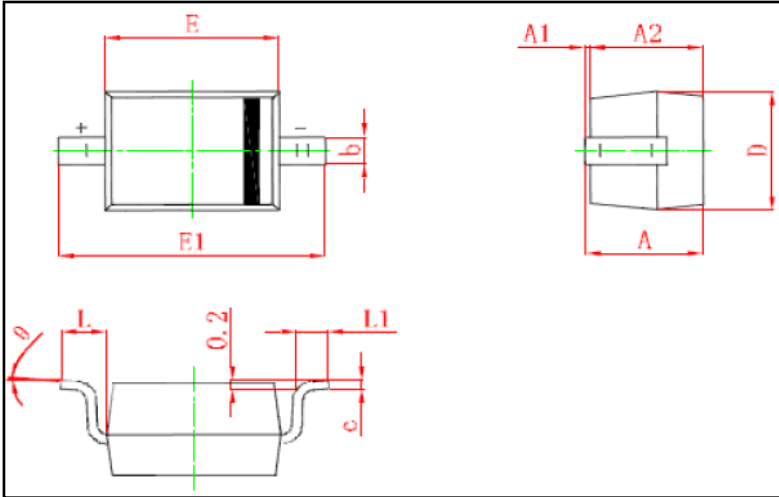
Characteristics (Typical)





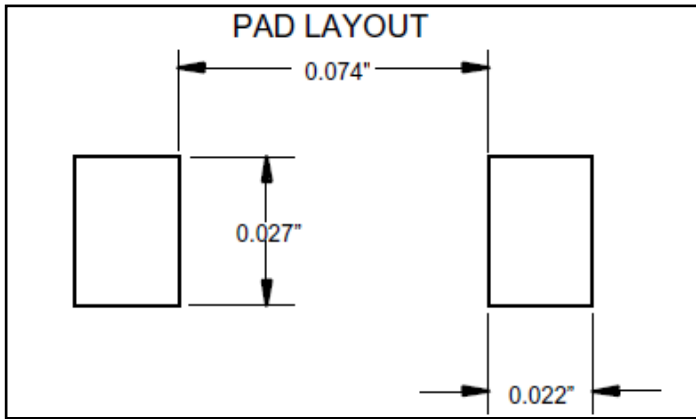
BAS21J

■ SOD-323 Package Outline Dimensions



Symbol	Min. (mm)	Max. (mm)
A		1.000
A1	0.000	0.100
A2	0.800	0.900
b	0.250	0.400
c	0.080	0.150
D	1.200	1.400
E	1.600	1.800
E1	2.500	2.700
L	0.475REF	
L1	0.250	0.400
θ	0°	8°

■ SOD-323 Soldering Footprint



Unit: inches



BAS21J

Disclaimer

The information presented in this document is for reference only. Yangzhou Yangjie Electronic Technology Co., Ltd. reserves the right to make changes without notice for the specification of the products displayed herein to improve reliability, function or design or otherwise.

The product listed herein is designed to be used with ordinary electronic equipment or devices, and not designed to be used with equipment or devices which require high level of reliability and the malfunction of which would directly endanger human life (such as medical instruments, transportation equipment, aerospace machinery, nuclear-reactor controllers, fuel controllers and other safety devices), Yangjie or anyone on its behalf, assumes no responsibility or liability for any damages resulting from such improper use of sale.

This publication supersedes & replaces all information previously supplied. For additional information, please visit our website [http:// www.21yangjie.com](http://www.21yangjie.com) , or consult your nearest Yangjie's sales office for further assistance.

Looking for pricing, stock, or lifecycle information?

Click below to explore more details on WIN SOURCE:

- [View BAS21J on WIN SOURCE](#)
- [Yangzhou yangjie electronic co., ltd Information](#)

Optimize Your Supply Chain with WIN SOURCE Solutions

- ✓ Global Sourcing Solution
- ✓ Obsolete Management
- ✓ Cost Control Management
- ✓ Shortage Management
- ✓ Alternative Solution
- ✓ Excess Inventory Management