



THE DATASHEET OF BYV26E



BYV26A - BYV26E

PRV : 200 - 1000 Volts
Io : 1.0 Ampere

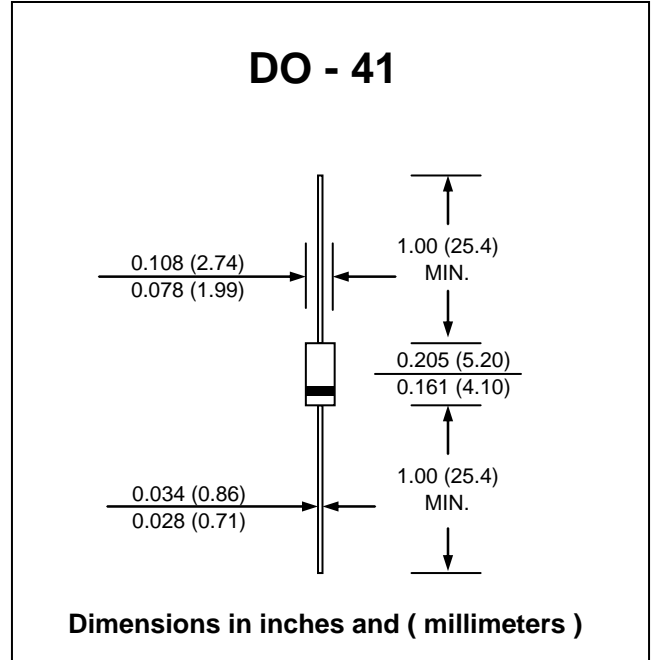
FEATURES :

- * High current capability
- * High surge current capability
- * High reliability
- * Low reverse current
- * Low forward voltage drop
- * Fast switching for high efficiency
- * **Pb / RoHS Free**

MECHANICAL DATA :

- * Case : DO-41 Molded plastic
- * Epoxy : UL94V-O rate flame retardant
- * Lead : Axial lead solderable per MIL-STD-202, Method 208 guaranteed
- * Polarity : Color band denotes cathode end
- * Mounting position : Any
- * Weight : 0.339 gram

VERY FAST SOFT-RECOVERY AVALANCHE RECTIFIER DIODES



MAXIMUM RATINGS AND ELECTRICAL CHARACTERISTICS

Rating at 25 °C ambient temperature unless otherwise specified.
Single phase, half wave, 60 Hz, resistive or inductive load.
For capacitive load, derate current by 20%.

RATING	SYMBOL	BYV26A	BYV26B	BYV26C	BYV26D	BYV26E	BYV26G	UNIT
Maximum Repetitive Peak Reverse Voltage	V _{RRM}	200	400	600	800	1000	1400	V
Maximum Continuous Reverse Voltage	V _R	200	400	600	800	1000	1400	V
Minimum Reverse Avalanche Breakdown Voltage @ 100µA	V _{(BR)R}	300	500	700	900	1100	1500	V
Maximum Average Forward Current (Note 1)	I _{F(AV)}	1.0						A
Maximum Non-Repetitive Peak Forward Current	I _{FSM}	30						A
Maximum Repetitive Peak Forward Current(T _{tp} = 85 °C)	I _{FRM}	10						A
Maximum Forward Voltage at I _F = 0.5 Amp. ; T _J = 25 °C T _J = 175 °C	V _F	2.5						V
	V _F	1.3						V
Maximum Reverse Current Ta = 25 °C at Reverse Voltage Ta = 100 °C	I _R	5.0						µA
	I _{R(H)}	150						µA
Maximum Reverse Recovery Time (Note 2)	T _{rr}	30		75		150		ns
Typical Thermal Resistance - Junction to Ambient	R _{θJA}	100						K/W
Junction Temperature Range	T _J	- 65 to + 175						°C
Storage Temperature Range	T _{STG}	- 65 to + 175						°C

Notes :

- (1) T_{tp} = 85 °C , lead length 10 mm.
- (2) Measured with I_F = 0.5 Amp, I_R = 1.0A, I_{rr} = 0.25A.

RATING AND CHARACTERISTIC CURVES (BYV26A - BYV26G)

FIG.1 - REVERSE RECOVERY TIME CHARACTERISTIC AND TEST CIRCUIT DIAGRAM

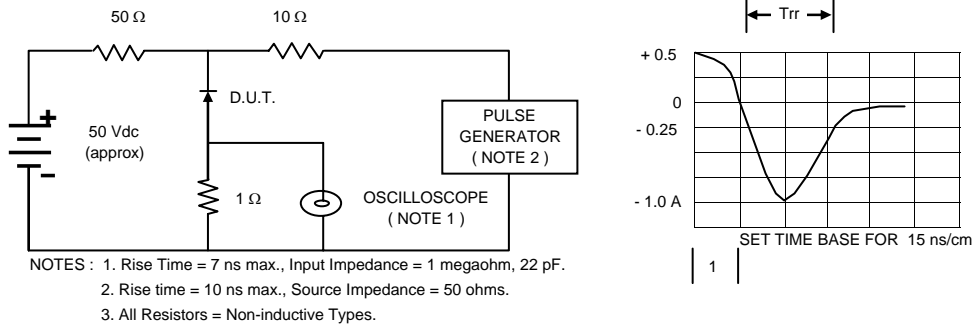


FIG.2 - DERATING CURVE FOR OUTPUT RECTIFIED CURRENT

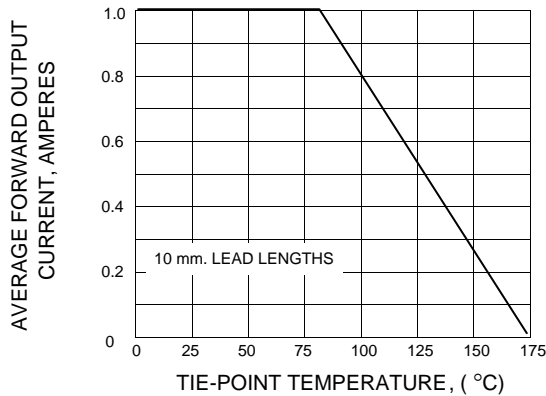


FIG.3 - MAXIMUM NON-REPETITIVE PEAK FORWARD SURGE CURRENT

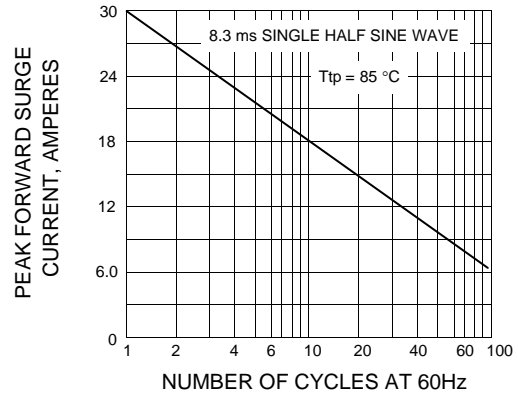


FIG.4 - TYPICAL FORWARD CHARACTERISTICS

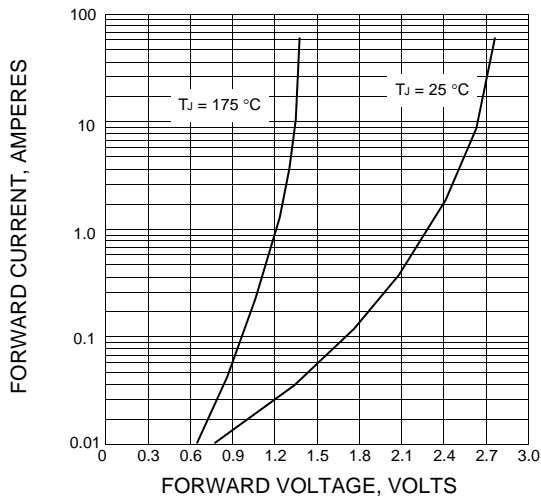
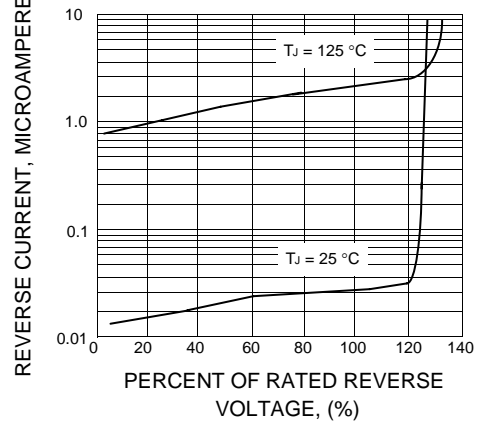




FIG.5 - TYPICAL REVERSE CHARACTERISTICS



Looking for pricing, stock, or lifecycle information?

Click below to explore more details on WIN SOURCE:

-  [View BYV26E on WIN SOURCE](#)
-  [EIC discrete Semiconductors](#) Information

Optimize Your Supply Chain with WIN SOURCE Solutions

-  Global Sourcing Solution
-  Obsolete Management
-  Cost Control Management
-  Shortage Management
-  Alternative Solution
-  Excess Inventory Management