

MA3X198 (MA198)

Silicon epitaxial planar type

For wave detection

■ Features

- Two elements contained in one package, allowing high-density mounting
- Soft recovery characteristic ($t_{rr} = 100$ ns)

■ Package

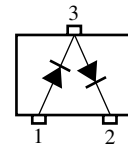
- Code
Mini3-G1
- Pin Name
1: Anode 1
2: Cathode 2
3: Cathode 1, Anode 2

■ Absolute Maximum Ratings $T_a = 25^\circ\text{C}$

Parameter	Symbol	Rating	Unit
Reverse voltage	V_R	40	V
Repetitive peak reverse voltage	V_{RRM}	40	V
Forward current (Average)	Single	$I_{F(AV)}$	100
	Series		
Repetitive peak forward current	Single	I_{FRM}	225
	Series		
Non-repetitive peak forward surge current*	Single	I_{FSM}	500
	Series		
Junction temperature	T_j	150	$^\circ\text{C}$
Storage temperature	T_{stg}	-55 to +150	$^\circ\text{C}$

■ Marking Symbol: M2F

■ Internal Connection



Note) *: $t = 1$ s

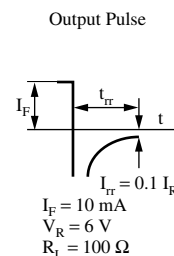
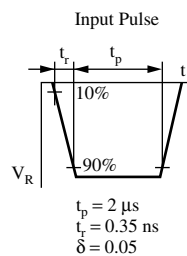
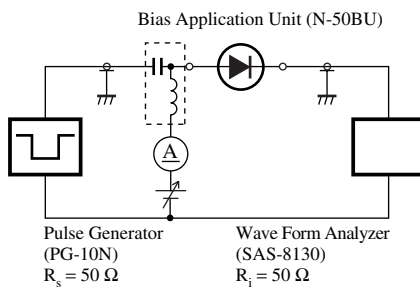
■ Electrical Characteristics $T_a = 25^\circ\text{C} \pm 3^\circ\text{C}$

Parameter	Symbol	Conditions	Min	Typ	Max	Unit
Forward voltage	V_{F1}	$I_F = 100 \mu\text{A}$	0.65		0.72	V
	V_{F2}	$I_F = 100 \text{mA}$			1.2	V
Reverse current	I_R	$V_R = 40 \text{V}$			10	nA
Terminal capacitance	C_t	$V_R = 6 \text{V}, f = 1 \text{MHz}$		1.0	2.0	pF
Reverse recovery time*	t_{rr}	$I_F = 10 \text{mA}, V_R = 6 \text{V}$ $I_{rr} = 0.1 I_R, R_L = 100 \Omega$			100	ns

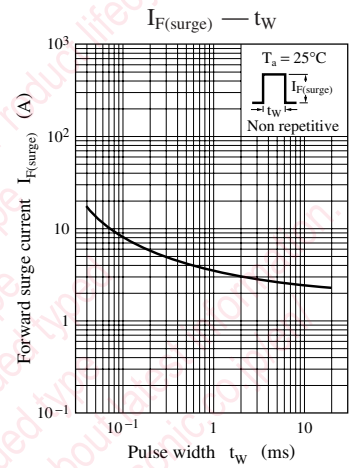
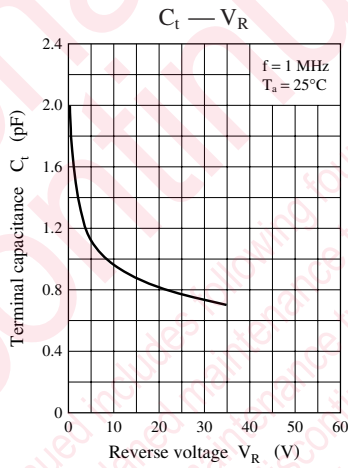
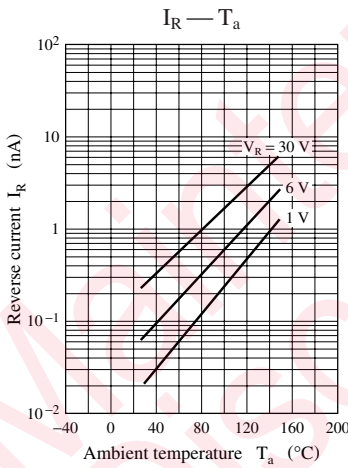
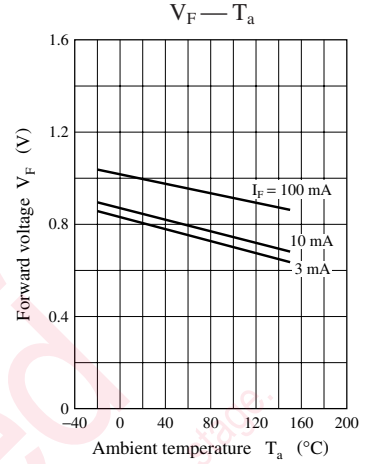
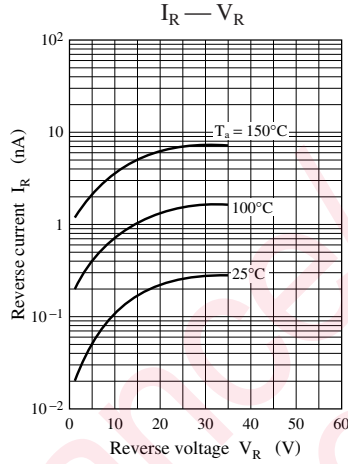
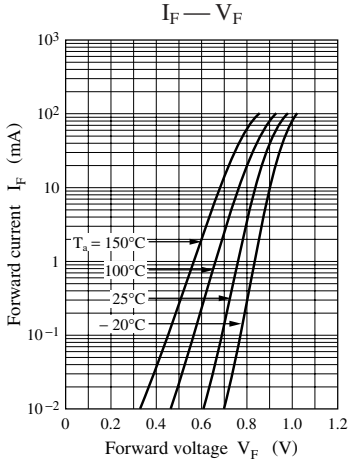
Note) 1. Measuring methods are based on JAPANESE INDUSTRIAL STANDARD JIS C 7031 measuring methods for diodes.

2. Absolute frequency of input and output is 10 MHz.

3. *: t_{rr} measurement circuit

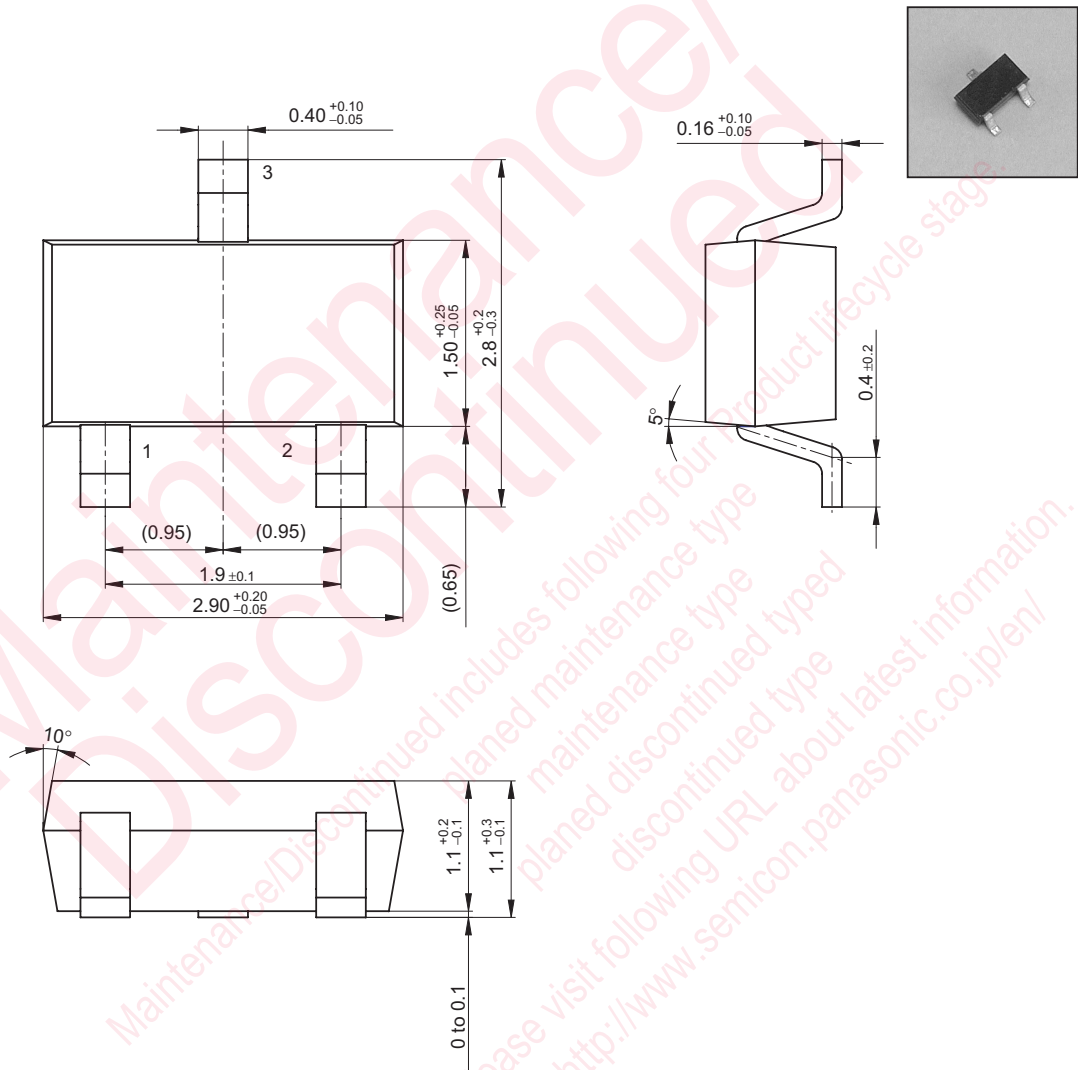


Note) The part number in the parenthesis shows conventional part number.



Mini3-G1

Unit: mm



utions in using the technical information and scribed in this book

s book is to be exported or provided to non-residents, the laws and
rd to security export control, must be observed.

ly to show the main characteristics and application circuit examples
l property right or other right owned by our company or any other
any as to the infringement upon any such right owned by any other
rmation described in this book.

standard applications or general electronic equipment (such as office
and household appliances).

ng applications:

biles, traffic control equipment, combustion equipment, life support
reliability are required, or if the failure or malfunction of the prod-

ck are subject to change without notice for modification and/or im-
use of the products, therefore, ask for the most up-to-date Product
atisfy your requirements.

bsolute maximum rating and the guaranteed operating conditions
(.). Especially, please be careful not to exceed the range of absolute
er-off and mode-switching. Otherwise, we will not be liable for any

take into the consideration of incidence of break down and failure
n the systems such as redundant design, arresting the spread of fire
al injury, fire, social damages, for example, by using the products.

own and characteristics change due to external factors (ESD, EOS,
mounting or at customer's process. When using products for which
shelf life and the elapsed time since first opening the packages.

ly or partially, without the prior written permission of Matsushita

Looking for pricing, stock, or lifecycle information?

Click below to explore more details on WIN SOURCE:

 [View MA3X19800L on WIN SOURCE](#)

 [Panasonic Information](#)

Optimize Your Supply Chain with WIN SOURCE Solutions

-  Global Sourcing Solution
-  Obsolete Management
-  Cost Control Management
-  Shortage Management
-  Alternative Solution
-  Excess Inventory Management