



**THE DATASHEET OF  
CL03C150JA3ANNC**



# SPECIFICATION (Reference sheet)

- Supplier : Samsung electro-mechanics
- Product : Multi-layer Ceramic Capacitor

- Samsung P/N : **CL03C150JA3ANNC**
- Description : **CAP, 15pF, 25V, ±5%, C0G, 0201**

## A. Samsung Part Number

CL   03   C   150   J   A   3   A   N   N   C  
 ①   ②   ③   ④   ⑤   ⑥   ⑦   ⑧   ⑨   ⑩   ⑪

① Series	Samsung Multi-layer Ceramic Capacitor		
② Size	0201 (inch code)	L: 0.6 ± 0.03 mm	W: 0.3 ± 0.03 mm
③ Dielectric	C0G	⑧ Inner electrode	Pd
④ Capacitance	15 pF	Termination	Ag
⑤ Capacitance tolerance	±5 %	Plating	Sn 100% (Pb Free)
⑥ Rated Voltage	25 V	⑨ Product	Normal
⑦ Thickness	0.3 ± 0.03 mm	⑩ Special	Reserved for future use
		⑪ Packaging	Cardboard Type, 7" reel


## B. Samsung Reliability Test and Judgement condition

	Performance	Test condition
Capacitance	Within specified tolerance	1MHz±10%      0.5~5Vrms
Q	700 min	
Insulation Resistance	10,000Mohm or 500Mohm·μF Whichever is Smaller	Rated Voltage      60~120 sec.
Appearance	No abnormal exterior appearance	Microscope (×10)
Withstanding Voltage	No dielectric breakdown or mechanical breakdown	300% of the rated voltage
Temperature Characteristics	C0G (From -55℃ to 125℃, Capacitance change should be within ±30PPM/℃)	
Adhesive Strength of Termination	No peeling shall be occur on the terminal electrode	200g·F, for 10±1 sec.
Bending Strength	Capacitance change : within ±5% or ±0.5pF whichever is larger	Bending to the limit (1mm) with 1.0mm/sec.
Solderability	More than 75% of terminal surface is to be soldered newly	SnAg3.0Cu0.5 solder 245±5℃, 3±0.3sec. (preheating : 80~120℃ for 10~30sec.)
Resistance to Soldering heat	Capacitance change : within ±2.5% or ±0.25pF whichever is larger Tan δ, IR : initial spec.	Solder pot : 270±5℃, 10±1sec.

	Performance	Test condition
<b>Vibration Test</b>	Capacitance change : within $\pm 2.5\%$ or $\pm 0.25\text{pF}$ whichever is larger Tan $\delta$ , IR : initial spec.	Amplitude : 1.5mm From 10Hz to 55Hz (return : 1min.) 2hours $\times$ 3 direction (x, y, z)
<b>Moisture Resistance</b>	Capacitance change : within $\pm 7.5\%$ or $\pm 0.75\text{pF}$ whichever is larger Q : 150 min IR : 500Mohm or $25\text{Mohm} \cdot \mu\text{F}$ Whichever is Smaller	With rated voltage $40\pm 2^\circ\text{C}$ , 90~95%RH, 500+12/-0hrs
<b>High Temperature Resistance</b>	Capacitance change : within $\pm 3\%$ or $\pm 0.3\text{pF}$ whichever is larger Q : 312.5 min IR : 1000Mohm or $50\text{Mohm} \cdot \mu\text{F}$ Whichever is Smaller	With 200% of the rated voltage Max. operating temperature 1000+48/-0hrs
<b>Temperature Cycling</b>	Capacitance change : within $\pm 2.5\%$ or $\pm 0.25\text{pF}$ whichever is larger Tan $\delta$ , IR : initial spec.	1 cycle condition Min. operating temperature $\rightarrow 25^\circ\text{C}$ $\rightarrow$ Max. operating temperature $\rightarrow 25^\circ\text{C}$  5 cycle test



### C. Recommended Soldering method :

Reflow ( Reflow Peak Temperature :  $260+0/-5^\circ\text{C}$ , 10sec. Max )

-  Product specifications included in the specifications are effective as of March 1, 2013.  
Please be advised that they are standard product specifications for reference only.  
We may change, modify or discontinue the product specifications without notice at any time.  
So, you need to approve the product specifications before placing an order.  
Should you have any question regarding the product specifications,  
please contact our sales personnel or application engineers.

## Looking for pricing, stock, or lifecycle information?

Click below to explore more details on WIN SOURCE:

-  [View CL03C150JA3ANNC on WIN SOURCE](#)
-  [Samsung Information](#)

## Optimize Your Supply Chain with WIN SOURCE Solutions

-  Global Sourcing Solution
-  Obsolete Management
-  Cost Control Management
-  Shortage Management
-  Alternative Solution
-  Excess Inventory Management