

KA5532


Dual Operational Amplifier

Features

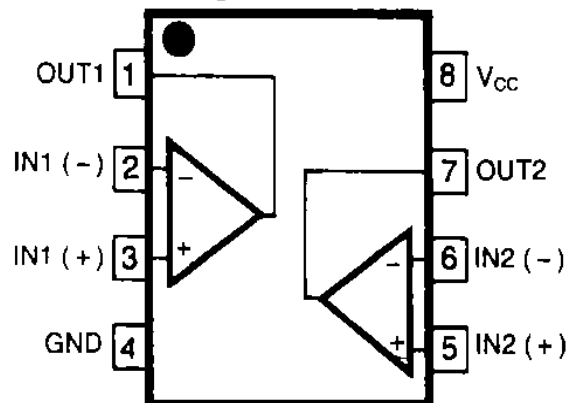
- Internal Frequency Compensation
- Slew Rate: $8V/\mu s$
- Input Noise Voltage: $8nV/\sqrt{Hz}$ ($f_o = 30Hz$)
- Full Power Bandwidth: 140KHz

Description

The KA5532 is an internally compensated dual low noise OP AMP. The high small signal and power bandwidth provides superior performance in high quality AMP, all control circuits, and telephone applications.



Internal Block Diagram



Absolute Maximum Ratings

Parameter	Symbol	KA5532	Unit
Power Supply Voltage	V _{CC}	±22	V
Differential Input Voltage	V(DIFF)	±13	V
Input Voltage	V _I	Supply Voltage	V
Power Dissipation, T _A = 25°C 8-DIP	P _D	1100	mW
Operating Temperature Range	T _{OPR}	0 ~ +70	°C

Thermal Data

Parameter	Symbol	Value	Unit
Thermal Resistance Junction-Ambient Max. 8-DIP	R _{θja}	110	°C/W

Electrical Characteristics

(V_{CC} = 15V, V_{EE} = -15V, T_A = 25°C)

Parameter	Symbol	Conditions	Min.	Typ.	Max.	Unit
Input Offset Voltage	V _{IO}	-	-	0.5	4.0	mV
Input Offset Current	I _{IO}	-	-	10	150	nA
Input Bias Current	I _{BIAS}	-	-	200	800	nA
Supply Current	I _{CC}	-	-	6.0	16	mA
Input Voltage Range	V _{I(R)}	-	±12	±13	-	V
Common Mode Rejection Range	CMRR	T _A = 25°C	70	100	-	dB
Power Supply Rejection Ratio	PSRR	T _A = 25°C	80	100	-	dB
Output Voltage Swing	V _{O(P-P)}	R _L ≥ 600Ω	±12	±13	-	V
Input Resistance	R _I	T _A = 25°C	30	300	-	KΩ
Short Circuit Current	I _{SC}	-	-	38	-	mA
Overshoot	OS	R _L = 600Ω, C _L = 100pF	-	10	20	%
Voltage Gain	G _V	f = 10KHz	2	2.2	-	V/mV
Gain Bandwidth Product	GBW	C _L = 100pF, R _L = 600Ω	8	10	-	MHz
Slew Rate	SR	R _L = 1K, C _L = 100pF, R _L = 600Ω	6	8.0	-	V/μs
Input Noise Voltage	e _N	f _O = 30Hz f _O = 1KHz	-	8.0 5.0	-	nV/√Hz

Typical Performance Characteristics

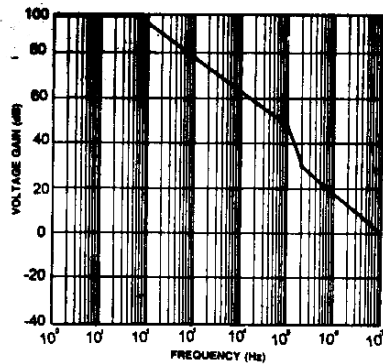


Figure 1. Open Loop Frequency Response

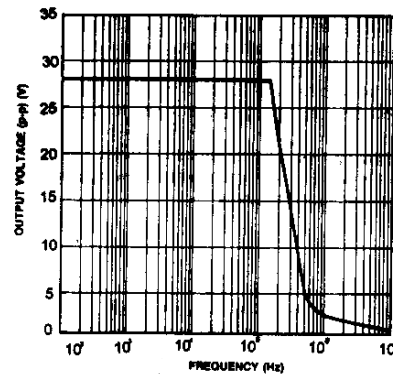


Figure 2. Large Signal Frequency Response

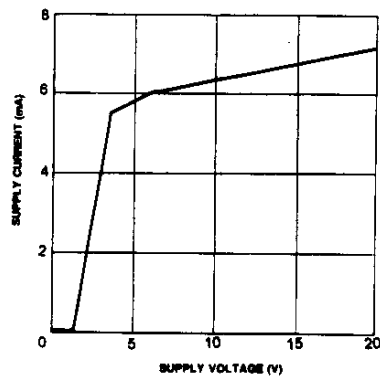


Figure 3. Supply Current vs Supply Voltage

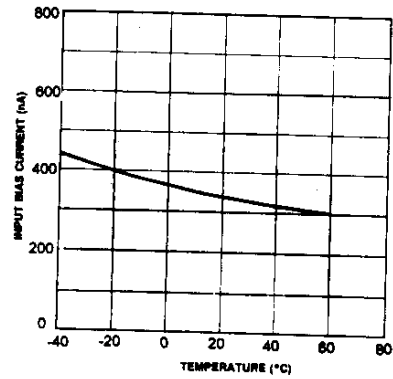


Figure 4. Input Bias Current vs Temperature

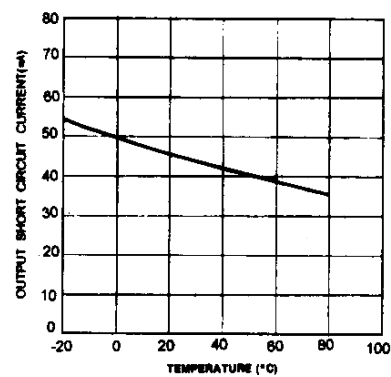


Figure 5. Output Circuit Current vs Temperature

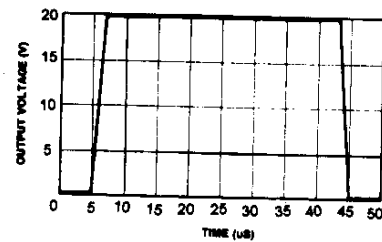


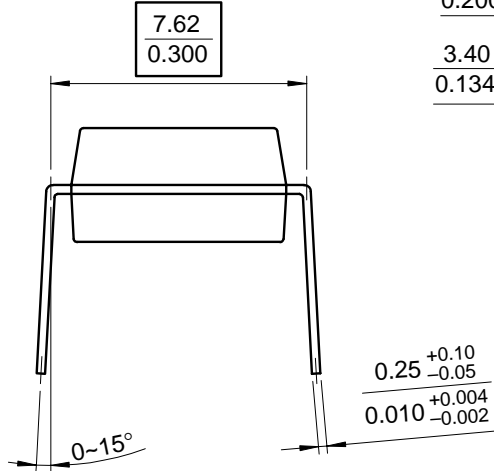
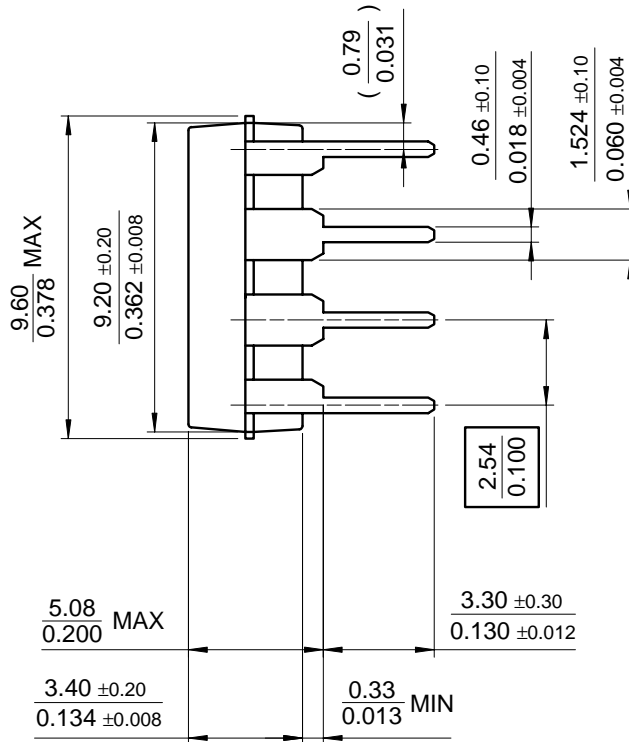
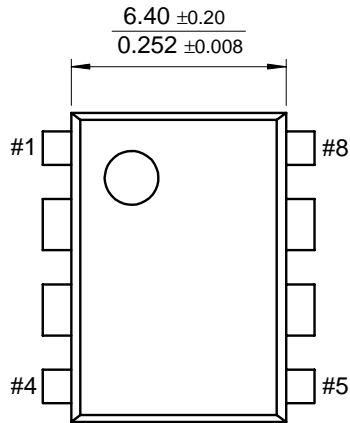
Figure 6. Slew Rate

Mechanical Dimensions

Package

Dimensions in millimeters

8-DIP



Ordering Information

Product Number	Package	Operating Temperature
KA5532	8-DIP	0 ~ + 70°C

DISCLAIMER

FAIRCHILD SEMICONDUCTOR RESERVES THE RIGHT TO MAKE CHANGES WITHOUT FURTHER NOTICE TO ANY PRODUCTS HEREIN TO IMPROVE RELIABILITY, FUNCTION OR DESIGN. FAIRCHILD DOES NOT ASSUME ANY LIABILITY ARISING OUT OF THE APPLICATION OR USE OF ANY PRODUCT OR CIRCUIT DESCRIBED HEREIN; NEITHER DOES IT CONVEY ANY LICENSE UNDER ITS PATENT RIGHTS, NOR THE RIGHTS OF OTHERS.



LIFE SUPPORT POLICY

FAIRCHILD'S PRODUCTS ARE NOT AUTHORIZED FOR USE AS CRITICAL COMPONENTS IN LIFE SUPPORT DEVICES OR SYSTEMS WITHOUT THE EXPRESS WRITTEN APPROVAL OF THE PRESIDENT OF FAIRCHILD SEMICONDUCTOR CORPORATION. As used herein:

1. Life support devices or systems are devices or systems which, (a) are intended for surgical implant into the body, or (b) support or sustain life, and (c) whose failure to perform when properly used in accordance with instructions for use provided in the labeling, can be reasonably expected to result in a significant injury of the user.
2. A critical component in any component of a life support device or system whose failure to perform can be reasonably expected to cause the failure of the life support device or system, or to affect its safety or effectiveness.

Looking for pricing, stock, or lifecycle information?

Click below to explore more details on WIN SOURCE:

-  [View KA5532 on WIN SOURCE](#)
-  [Fairchild/ON Semiconductor Information](#)

Optimize Your Supply Chain with WIN SOURCE Solutions

-  Global Sourcing Solution
-  Obsolete Management
-  Cost Control Management
-  Shortage Management
-  Alternative Solution
-  Excess Inventory Management