




**THE DATASHEET OF
ERF8-050-05.0-L-DV-TR**






ERF8-020-05.0-S-DV-TR



ERF8-060-05.0-L-DV-TR



ERF8-040-05.0-S-DV-TR

ERF8 SERIES

(0.80 mm) .0315"

RUGGED HIGH-SPEED SOCKET

SPECIFICATIONS

For complete specifications and recommended PCB layouts see www.samtec.com?ERF8

Insulator Material:

Black LCP

Contact Material:

BeCu

Plating:

Au or Sn over 50 μ" (1.27 μm) Ni

Current Rating:

2.2 A per pin

(2 pins powered)

Operating Temp Range:

-55 °C to + 125 °C

Voltage Rating:

225 VAC / 318 VDC

RoHS Compliant:

Yes

PROCESSING

Lead-Free Solderable:

Yes

SMT Lead Coplanarity:

(0.10 mm) .004" max (005-030)

(0.12 mm) .005" max (040-060)*

(0.15 mm) .006" max (070-100)*

*(.004" stencil solution

may be available; contact

IPG@samtec.com)

RECOGNITIONS

For complete scope of recognitions see www.samtec.com/quality



FILE NO. E111594

ALSO AVAILABLE (MOQ Required)

- Mezzanine stack heights

APPLICATIONS

STANDARD	POS.	PART NOS.	SERIES
NEXUS5001™.org POWER.org™	10	ASP-148421-01	ERF8-DV
	11	ASP-137969-01	ERF8-DV
	17	ASP-137973-01	ERF8-DV
ARM/HSSTP	20	ASP-130367-01	ERF8-DV
	23	ASP-130368-01	ERF8-DV
NEXUS5001™.org POWER.org™	25	ASP-148422-01	ERF8-DV
	35	ASP-135029-01	ERF8-DV
	40	ASP-148424-01	ERF8-DV

Notes:
Patented

Some lengths, styles and options are non-standard, non-returnable.

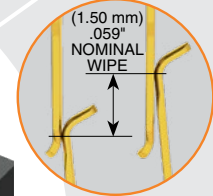
Board Mates:
ERM8

Cable Mates:
ERCD, ERDP



Robust Edge Rate® contact improves "Zippered" unmating

10 to 200 I/Os



POWER/SIGNAL APPLICATION



Compatible with UMP/TUMPS for flexible two-piece power/signal solutions

ERF8 LEAD STYLE	MATED HEIGHT*			
	ERM8 LEAD STYLE			
	-02.0	-05.0	-08.0	-09.0
-05.0	(7.00) .276	(10.00) .394	(13.00) .512	(14.00) .551
-07.0	(9.00) .354	(12.00) .472	(15.00) .591	(16.00) .629
-09.0	(11.00) .453	(14.00) .551	(17.00) .669	(18.00) .709

*Processing conditions will affect mated height.

HIGH-SPEED CHANNEL PERFORMANCE

ERM8/ERF8 @ 7 mm Mated Stack Height

Rating based on Samtec reference channel.

For full SI performance data visit Samtec.com or contact SIG@samtec.com

PAM 4

56 Gbps

ERF8	NO. OF POSITIONS PER ROW	LEAD STYLE	PLATING OPTION	DV	OTHER OPTION	TR
------	--------------------------	------------	----------------	----	--------------	----

-005, -010, -011, -013, -020, -025, -030, -035, -040, -049, -050, -060, -070, -075

-100

(Available with -09.0 lead style only) (Not available with -L & -EGP option)

Specify LEAD STYLE from chart

LEAD STYLE	A
-05.0	(5.10) .200
-07.0	(7.00) .276
-09.0	(9.00) .354

-L = 10 μ" (0.25 μm) Gold on contact, Matte Tin on tail

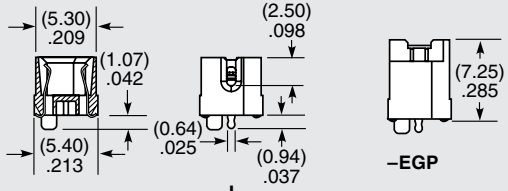
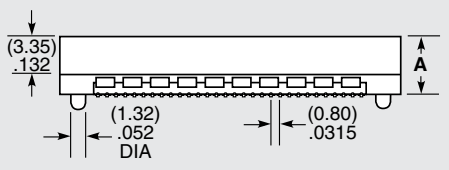
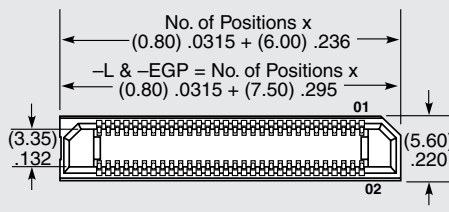
-S = 30 μ" (0.76 μm) Gold on contact, Matte Tin on tail

-L = Latching (Lead Style -05.0 only) (Not available with -EGP or -EGPS options)

-EGP = Extended Guide Post (Lead Style -07.0 only) (Not available with -L & -EGPS option)

-K = (6.00 mm) .236" DIA Polyimide Film Pick & Place Pad

-TR = Tape & Reel Packaging (Not available with 100 positions)





Due to technical progress, all designs, specifications and components are subject to change without notice.

WWW.SAMTEC.COM

All parts within this catalog are built to Samtec's specifications. Customer specific requirements must be approved by Samtec and identified in a Samtec customer-specific drawing to apply.

Looking for pricing, stock, or lifecycle information?

Click below to explore more details on WIN SOURCE:

-  [View ERF8-050-05.0-L-DV-TR on WIN SOURCE](#)
-  [Samtec Inc. Information](#)

Optimize Your Supply Chain with WIN SOURCE Solutions

-  Global Sourcing Solution
-  Obsolete Management
-  Cost Control Management
-  Shortage Management
-  Alternative Solution
-  Excess Inventory Management