



**THE DATASHEET OF  
RC2012F1022CS**



# Thick Film General Chip Resistors

(RC Series)



## ■ Features

- Small, thin and lightweight
- High reliability
- Applicable Both flow and reflow soldering.
- Suitable size and package for surface mount assembly
- RoHS Compliant.

## ■ Part Number System

RC	
Type (Series)	
RC	General purpose chip resistor

0603	
Size : mm (inch)	
0402	0.4×0.2mm (01005)
0603	0.6×0.3mm (0201)
1005	1.0×0.5mm (0402)
1608	1.6×0.8mm (0603)
2012	2.0×1.2mm (0805)
3216	3.2×1.6mm (1206)
3225	3.2×2.5mm (1210)
5025	5.0×2.5mm (2010)
6432	6.4×3.2mm (2512)

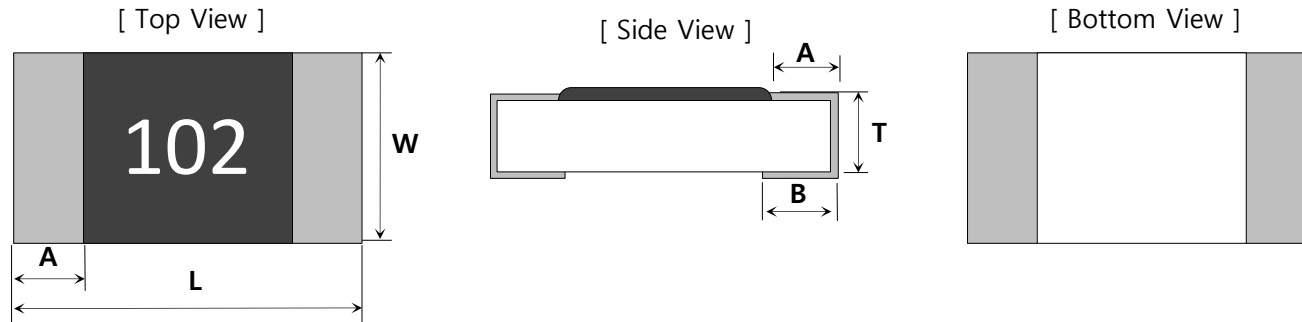
F	
Tolerance	
D	±0.5%
F	±1.0%
G	±2.0%
J	±5.0%

\* Jumper : 'J'

2552	
Resistance Value	
- 3-digit code System (E-24 series)	
- 4-digit code System (E-96 series)	
- Jumper : '000'	
- 2552 : 25.5KΩ	

CS	
Packing Type	
CS	7" reel
ES	10" reel
AS	13" reel

## ■ Structure and Dimensions



[ Unit : mm ]

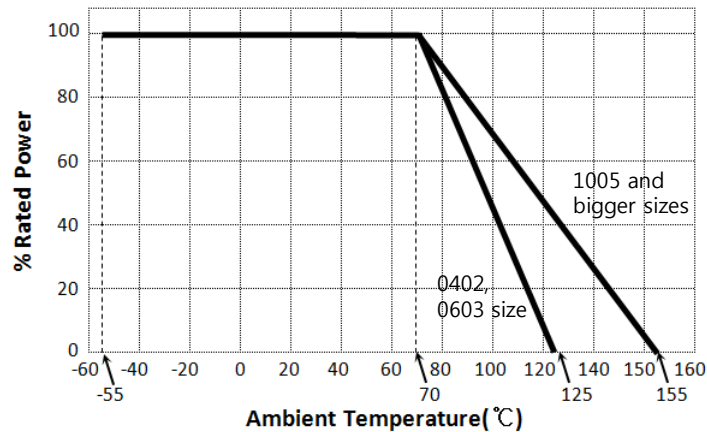
Size(mil)	L	W	T	A	B	Unit Weight
RC0402(01005)	0.40±0.02	0.20±0.02	0.13±0.02	0.10±0.03	0.10±0.03	0.04mg
RC0603(0201)	0.60±0.03	0.30±0.03	0.23±0.03	0.10±0.05	0.15±0.05	0.15mg
RC1005(0402)	1.00±0.05	0.50±0.05	0.35±0.05	0.20±0.10	0.25±0.10	0.6mg
RC1608(0603)	1.60±0.10	0.80±0.10	0.45±0.10	0.30±0.20	0.35±0.10	2.1mg
RC2012(0805)	2.00±0.20	1.25±0.15	0.55±0.10	0.40±0.20	0.35±0.20	4.9mg
RC3216(1206)	3.20±0.20	1.60±0.15	0.55±0.10	0.45±0.20	0.40±0.20	9.5mg
RC3225(1210)	3.20±0.20	2.55±0.20	0.55±0.10	0.45±0.20	0.40±0.20	16mg
RC5025(2010)	5.00±0.20	2.50±0.20	0.55±0.10	0.60±0.20	0.60±0.20	26mg
RC6432(2512)	6.30±0.20	3.20±0.20	0.55±0.10	0.60±0.20	0.60±0.20	41mg

## Applications and Ratings

Type	Size (mil)	Rated Power [W]	Rated Voltage [V]	Max Working Voltage [V]	Tolerance [%]	Resistance Range [Ω]	T.C.R [ppm/°C]	Working Temp. [°C]	Moisture Level
RC0402	01005	1/32	$\sqrt{P \times R}$ P : Rated Power(W) R : Resistance(Ω)	15	±1(F) ±5(J)	1 ~ 1M	1~9.9Ω : ± 300 10~1MΩ ± 250	-55~125	Level 1
RC0603	0201	1/20		25		1 ~ 10M	1~9.9Ω : ±300 10~10MΩ : ±250		
RC1005	0402	1/16		50	±0.5(D) ±1(F) ±5(J)	1 ~ 10M	1~9.9Ω : ±300 10~10MΩ : ±100	-55 ~ 155	
RC1608	0603	1/10		50					
RC2012	0805	1/8		150					
RC3216	1206	1/4		200					
RC3225	1210	1/3		200					
RC5025	2010	2/3		200					
RC6432	2512	1		200					

• Please contact our sales representatives or engineers for other specifications

## Power Derating Curve



## Jumper Ratings

Type	Rated Current [A]	Max Overload Current [A]	Resistance [Ω]	Working Temp.[°C]
0402, 0603	0.5	1	0.05max	-55 ~ 125
1005, 1608	1	2		-55 ~ 155
2012 and bigger sizes	2	2012(5 A) 10A		

## Rated Voltage

$$V = \sqrt{P \times R}$$

E : Rated Voltage (V)  
 P : Rated Power (W)  
 R : Resistance Value (Ω)

## ■ Rated Voltage

1. The rated voltage for resistor can be a DC continuous working voltage or AC(rms) voltage in commercial line frequency wave form at rated power. It can be expressed as below.

$$E = \sqrt{P \times R} \quad E : \text{Rated Voltage(V)} \quad P : \text{Rated Power(W)} \quad R : \text{Nominal Resistance}(\Omega)$$

If the value calculated by the equation exceeds Max working Voltage, the rated voltage is limited to max working voltage. In other words, the lower value is the rated voltage.

ex) For RC1608 Series [ P=0.1(W), Max working voltage = 50(V) ]

1) The rated voltage, when R=1K $\Omega$

$$E = \sqrt{0.1 \times 1000} = 10(V)$$

Value is lower than Max working voltage,  
therefore  $E = 10(V)$

2) The rated voltage, when R=100K $\Omega$

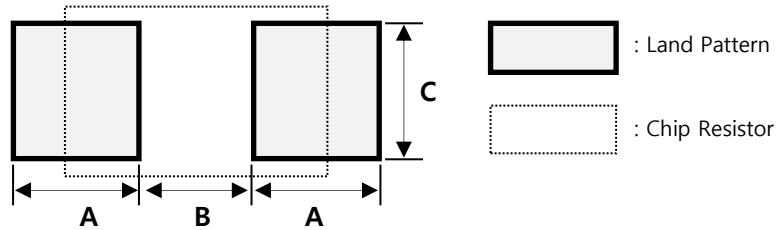
$$E = \sqrt{0.1 \times 100000} = 100(V)$$

Value is higher than Max working voltage,  
therefore  $E = 50(V)$

2. When the rated voltage is applied to the resistor, check the ambient temperature and decrease the lower according to the power derating curve.
3. If higher voltage than rated voltage, the reliability condition and performance cannot be guaranteed.

\* If pulse wave is applied, the maximum pulse power should be below the rated voltage.

## ■ Standard Soldering Pad Dimensions




[ Unit : mm ]

Size(mil)	Reflow Soldering			
	A	B	2A + B	C
RC0402(01005)	017	0.20	0.54	0.18
RC0603(0201)	0.37	0.28	1.02	0.29
RC1005(0402)	0.60	0.50	1.70	0.50
RC1608(0603)	0.80	0.80	2.40	0.80
RC2012(0805)	0.90	1.40	3.20	1.20
RC3216(1206)	1.30	1.80	4.40	1.50
RC3225(1210)	1.30	1.80	4.40	2.40
RC5025(2010)	1.40	3.30	6.10	2.40
RC6432(2512)	1.40	4.60	7.40	3.00

## ■ Performance Characteristics

ITEM	Requirements Specification	Test Conditions (JIS C 5201-1)
Resistance	Within the specified tolerance	JIS C 5201-1 4.5
Temperature Characteristic	Within the specified T.C.R	JIS C 5201-1 4.8 +20°C → -55°C / +20°C → +125°C
Short time Overload	$\Delta R < \pm 1\% + 0.1\Omega$	JIS C 5201-1 4.13 Rated Voltage×2.5, 5sec
Solderability	Immersed over 95%	JIS C 5201-1 4.17 Rosin Ethanol (25%WT) 245+5/-0°C, 2±0.5 sec
Resistance to Solder Heat	$\Delta R < \pm 1\% + 0.1\Omega$	JIS C 5201-1 4.18 260±5°C, 10±1 sec
Temperature Cycle	$\Delta R < \pm 1\% + 0.1\Omega$	JIS C 5201-1 4.19 -55°C ↔ +125°C, 100 cycle
Moisture Resistance	$\Delta R < \pm 3\% + 0.1\Omega$	JIS C 5201-1 4.24 40±2°C, 90~95%RH, 1,000 <sup>+48</sup> hours 90mins ON, 30mins OFF
Load Life	$\Delta R < \pm 3\% + 0.1\Omega$	JIS C 5201-1 4.25 Rated Voltage, 70±2°C, 1,000 <sup>+48</sup> hours 90mins ON, 30mins OFF
High Temp. Exposure	$\Delta R < \pm 3\% + 0.1\Omega$	JIS C 5201-1 4.23 155±2°C, 1,000 <sup>+48</sup> hours

※ The reliability test condition can be replaced by the corresponding accelerated test condition.

 Product specifications included in the specifications are effective as of January 04, 2019.

Please be advised that they are standard product specifications for reference only.

We may change, modify or discontinue the product specifications without notice at any time.

So, you need to approve the product specifications before placing an order.

Should you have any question regarding the product specifications,

please contact our sales personnel or application engineers.

---

## Looking for pricing, stock, or lifecycle information?

Click below to explore more details on WIN SOURCE:

 [View RC2012F1022CS](#) on WIN SOURCE

 [Samsung](#) Information

## Optimize Your Supply Chain with WIN SOURCE Solutions

-  Global Sourcing Solution
-  Obsolete Management
-  Cost Control Management
-  Shortage Management
-  Alternative Solution
-  Excess Inventory Management