



**THE DATASHEET OF  
CMPFJ175 TR**



CMPFJ175  
CMPFJ176

SURFACE MOUNT SILICON  
P-CHANNEL JFETS



SOT-23 CASE



[www.centrasemi.com](http://www.centrasemi.com)

**DESCRIPTION:**

The CENTRAL SEMICONDUCTOR CMPFJ175 and CMPFJ176 are epoxy molded P-Channel JFETs manufactured in an SOT-23 case, designed for low level amplifier applications.

**MARKING CODES: CMPFJ175: 6W  
CMPFJ176: 6X**

**MAXIMUM RATINGS:** ( $T_A=25^\circ\text{C}$ )

Gate-Drain Voltage  
Gate-Source Voltage  
Gate Current  
Power Dissipation  
Operating and Storage Junction Temperature  
Thermal Resistance

SYMBOL		UNITS
$V_{GD}$	30	V
$V_{GS}$	30	V
$I_G$	50	mA
$P_D$	225	mW
$T_J, T_{stg}$	-65 to +150	$^\circ\text{C}$
$\theta_{JA}$	556	$^\circ\text{C/W}$

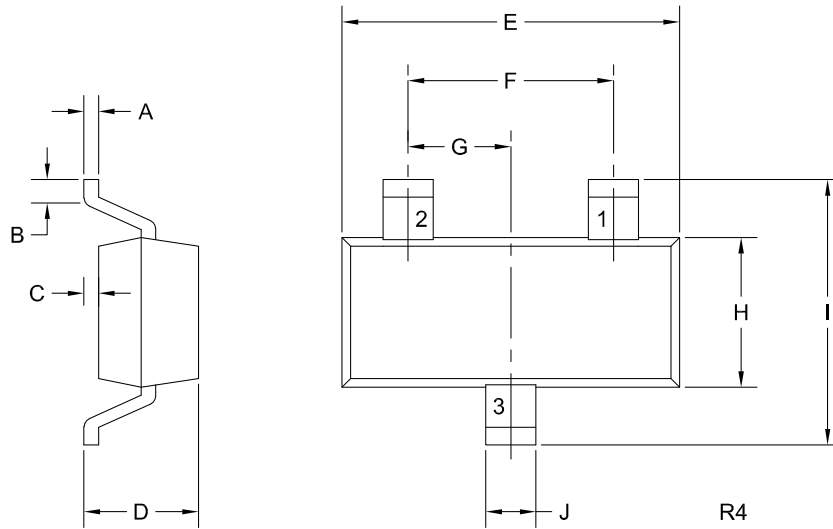
**ELECTRICAL CHARACTERISTICS:** ( $T_A=25^\circ\text{C}$  unless otherwise noted)

SYMBOL	TEST CONDITIONS	CMPFJ175		CMPFJ176		UNITS
		MIN	MAX	MIN	MAX	
$I_{GSS}$	$V_{GS}=20\text{V}$	-	1.0	-	1.0	nA
$I_{DSS}$	$V_{DS}=15\text{V}$	7.0	60	2.0	25	mA
$BV_{GSS}$	$I_G=1.0\mu\text{A}$	30	-	30	-	V
$V_{GS(off)}$	$V_{DS}=15\text{V}, I_D=10\text{nA}$	3.0	6.0	1.0	4.0	V
$r_{DS(ON)}$	$V_{DS}=0.1\text{V}$	-	125	-	250	$\Omega$

**CMPFJ175**  
**CMPFJ176**  
  
**SURFACE MOUNT SILICON**  
**P-CHANNEL JFETS**



**SOT-23 CASE - MECHANICAL OUTLINE**



**LEAD CODE:**

- 1) Drain
- 2) Source
- 3) Gate

**MARKING CODES:**

**CMPFJ175: 6W**  
**CMPFJ176: 6X**

<b>DIMENSIONS</b>				
SYMBOL	INCHES		MILLIMETERS	
	MIN	MAX	MIN	MAX
A	0.003	0.007	0.08	0.18
B	0.006	-	0.15	-
C	-	0.005	-	0.13
D	0.035	0.044	0.89	1.12
E	0.110	0.120	2.80	3.05
F	0.075		1.90	
G	0.037		0.95	
H	0.047	0.055	1.19	1.40
I	0.083	0.104	2.10	2.64
J	0.014	0.020	0.35	0.50

SOT-23 (REV: R4)

R4 (2-May 2019)

## OUTSTANDING SUPPORT AND SUPERIOR SERVICES



---

### PRODUCT SUPPORT

Central's operations team provides the highest level of support to insure product is delivered on-time.

- Supply management (Customer portals)
- Inventory bonding
- Consolidated shipping options
- Custom bar coding for shipments
- Custom product packing

---

### DESIGNER SUPPORT/SERVICES

Central's applications engineering team is ready to discuss your design challenges. Just ask.

- Free quick ship samples (2<sup>nd</sup> day air)
- Online technical data and parametric search
- SPICE models
- Custom electrical curves
- Environmental regulation compliance
- Customer specific screening
- Up-screening capabilities
- Special wafer diffusions
- PbSn plating options
- Package details
- Application notes
- Application and design sample kits
- Custom product and package development

---

### REQUESTING PRODUCT PLATING

1. If requesting Tin/Lead plated devices, add the suffix " TIN/LEAD" to the part number when ordering (example: 2N2222A TIN/LEAD).
2. If requesting Lead (Pb) Free plated devices, add the suffix " PBFREE" to the part number when ordering (example: 2N2222A PBFREE).

---

### CONTACT US

#### Corporate Headquarters & Customer Support Team

Central Semiconductor Corp.  
145 Adams Avenue  
Hauppauge, NY 11788 USA  
Main Tel: (631) 435-1110  
Main Fax: (631) 435-1824  
Support Team Fax: (631) 435-3388  
[www.centrasemi.com](http://www.centrasemi.com)

**Worldwide Field Representatives:**  
[www.centrasemi.com/wwreps](http://www.centrasemi.com/wwreps)



**Worldwide Distributors:**  
[www.centrasemi.com/wwdistributors](http://www.centrasemi.com/wwdistributors)

---

For the latest version of Central Semiconductor's **LIMITATIONS AND DAMAGES DISCLAIMER**, which is part of Central's Standard Terms and Conditions of sale, visit: [www.centrasemi.com/terms](http://www.centrasemi.com/terms)

## Looking for pricing, stock, or lifecycle information?

Click below to explore more details on WIN SOURCE:

-  [View CMPFJ175 TR on WIN SOURCE](#)
-  [Central Semiconductor Corp Information](#)

## Optimize Your Supply Chain with WIN SOURCE Solutions

-  Global Sourcing Solution
-  Obsolete Management
-  Cost Control Management
-  Shortage Management
-  Alternative Solution
-  Excess Inventory Management