



**THE DATASHEET OF
ZEN056V260A16CE**





Product Overview

PolyZen CE (Consumer Electronics) Series

The PolyZen CE Series is an integrated overvoltage and overcurrent protection device with a slim profile suited for today's thin mobile devices like tablets and ultrabooks.





KEY FEATURES

- Integrated overvoltage and overcurrent protection
- High hold current rating
- Plug and play with +5V and +12V Zener voltage option
- Low 1.0mm height profile
- Single component placement

The new PolyZen CE (Consumer Electronics) series of circuit protection devices for tablet PCs and other portable consumer electronics is a new extension to the family. Consumer electronics require robust circuit protection to help protect sensitive electronics from overvoltage and overcurrent events that can result in costly product returns and warranty issues. The low-profile (1.0 mm-height) PolyZen CE device, rated at an industry-leading 2.6A, is an innovative solution that offers significant performance advantages over discrete solutions employing fuses, Zeners and other passive devices. The PolyZen CE series offers board designers plug-and-play overvoltage protection devices that relieve them of the time it takes to integrate and test less effective discrete and more costly IC solutions.

The PolyZen CE products integrate a precision Zener diode with 5.6V and 13.2V zener voltage (Vz) options and a PolySwitch PPTC (Polymer Positive Temperature Coefficient) device in a single, surface mount assembly. Offered in a compact thin package useful for space constrained applications, the PolyZen CE series uses a thermally protected Zener diode to help shield downstream electronics against voltage transients, reverse-bias and the incorrect use of power supplies. The PolySwitch PPTC element shuts out excessive current while the fault condition remains and helps protect the Zener diode and downstream electronics from damage.

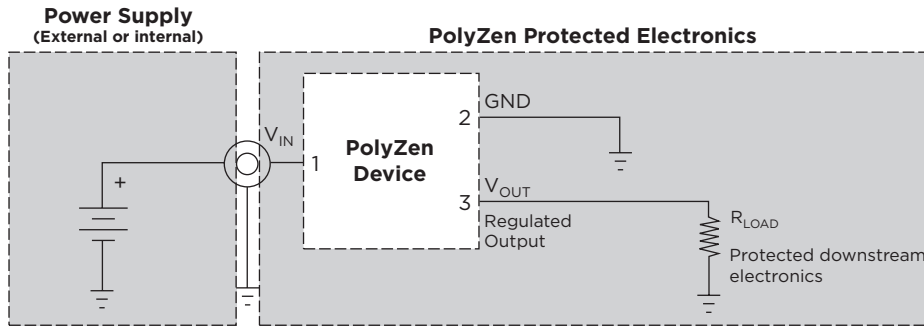
APPLICATIONS

- Tablet PCs and Ultra-books
- Global Positioning and Navigation Systems
- HDDs, SSDs, and Personal Storage
- Cigarette Lighter Adaptor Chargers
- Cell phone charger port and USB power
- Set Top Boxes and Media Players
- Automotive Infotainment power
- DC power port protection
- Industrial handhelds and POS devices

BENEFITS

- High hold current rating up to 2.6A @ 20°C meets Tablet PC requirement
- Low profile for thin form factor consumer electronics
- Fast clamping Zener diode helps to protect downstream electronics
- Integrated plug-and-play device to reduce design and test time
- Single component placement for space constrained applications
- Protects electronics against reverse polarity power sources
- Minimal power dissipation helps to meet total system power budget
- RoHS Compliant and Halogen Free

TYPICAL APPLICATION BLOCK DIAGRAM



ELECTRICAL CHARACTERISTICS

Part Description	V _Z (V)			I _{Zt} (A)	I _{HOLD} ⁽¹⁾ (A)		Leakage Current		R _{Typ} ⁽²⁾ (Ω)	R _{1Max} ⁽³⁾ (Ω)	V _{INT MAX} ⁽⁴⁾ (V)		I _{FLT MAX} ⁽⁵⁾ (A)		Tripped Power Dissipation ⁽⁶⁾	
	Min.	Typ.	Max.		@20°C	@60°C	Test Voltage (V)	Max Current (mA)			V _{INT MAX} (V)	Test Current (A)	I _{FLT MAX} (A)	Test Voltage (V)	Power (W)	Test Voltage (V)
ZEN132V260A16CE	13.20	13.40	13.65	0.1	2.6	2.0	13.15	5.0	0.032	0.045	16	5	+3 -40	+16 -12	1	16
ZEN056V260A16CE	5.45	5.60	5.75	0.1	2.6	2.0	5.25	10.0	0.032	0.045	16	5	+5 -40	+16 -12	1	16
ZEN132V230A16CE	13.20	13.40	13.65	0.1	2.3 @ 20°C		13.15	5.0	0.032	0.060	16	5	+3 -40	+16 -12	1	16
ZEN056V230A16CE	5.45	5.60	5.75	0.1	2.3 @ 20°C		5.25	10.0	0.032	0.060	16	5	+5 -40	+16 -12	1	16
ZEN132V130A24CE	13.20	13.40	13.65	0.1	1.3 @ 20°C		13.15	5.0	0.070	0.105	24	3	+3 -40	+24 -16	1	24
ZEN056V130A24CE	5.45	5.60	5.75	0.1	1.3 @ 20°C		5.25	10.0	0.070	0.105	24	3	+10 -40	+24 -16	1	24

Electrical characteristics determined at 25°C unless otherwise specified.

(1) I_{HOLD}: Maximum steady state input current that will not generate a trip event.

(2) R_{Typ}: Resistance between V_{IN} and V_{OUT} pins during normal operation at room temperature.

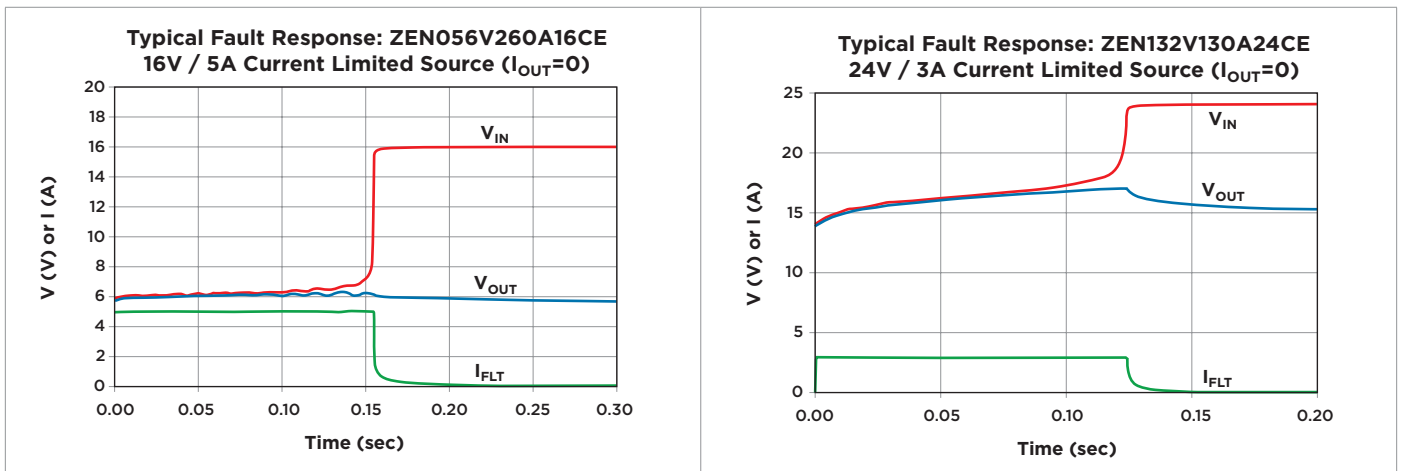
(3) R_{1Max}: The maximum resistance between V_{IN} and V_{OUT} pins.

(4) V_{INT MAX}: V_{INT MAX} is defined as the voltage at which typical devices survived at least 100 trip cycles and 24 hours trip endurance at the specified voltage and current.

(5) I_{FLT MAX}: Maximum RMS fault current the diode can withstand and remain resettable.

(6) The power dissipated by the device when in the “tripped” state.

TYPICAL FAULT RESPONSES

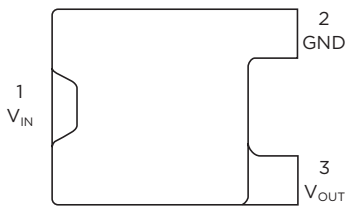


GENERAL CHARACTERISTICS FOR POLYZEN DEVICES

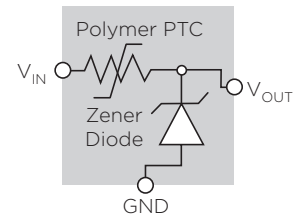
Operating temperature range	-40° to +85°C	
Storage temperature	-40° to +85°C	
ESD withstand	15kV Contact Discharge	IEC61000-4-2, Level 4
Diode capacitance	4200pF	Typical @ 1MHz, 1V _{RMS}
Construction	RoHS compliant and Halogen Free	

DEVICE INFORMATION

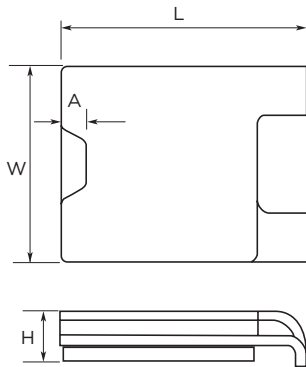
Pin Configuration and Block Diagram



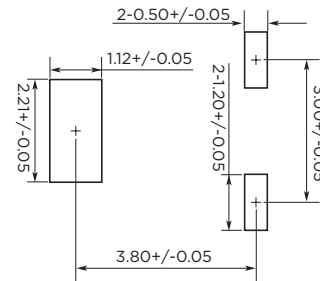
Pin Number	Pin Name	Pin Function
1	V _{IN}	V _{IN} = Protected input to Zener diode
2	GND	GND = Ground
3	V _{OUT}	V _{OUT} = Zener regulated voltage output



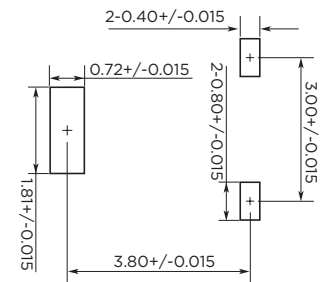
Mechanical Dimension and Recommended Pad Layout



Recommended Pad Layout



Recommended Solder Stencil (mm)



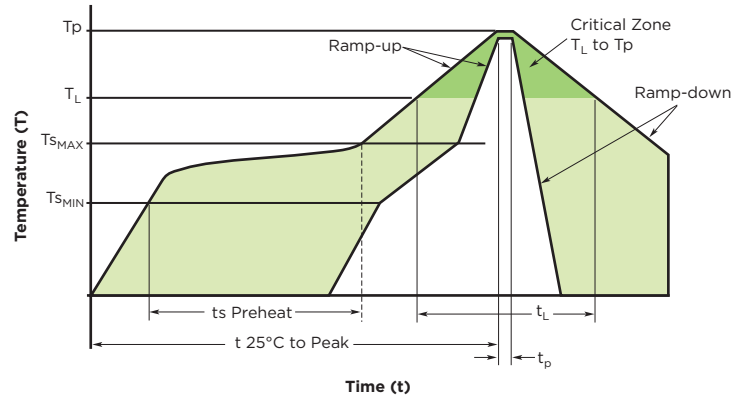
Solder thickness - 0.15mm

		(mm)		
		Min	Typical	Max
Length	L	4.8	5.0	5.2
Width	W	3.8	4.0	4.2
Height	H	0.8	1.0	1.2
Dimension	A	0.7	0.8	0.9

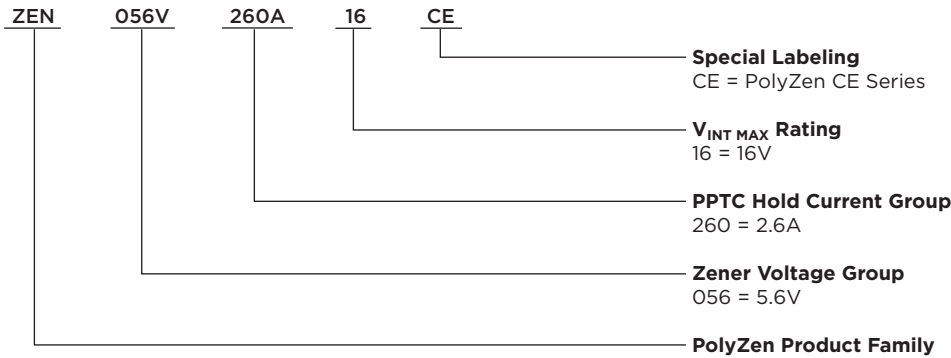
RECOMMENDED REFLOW PROFILE

Classification Reflow Profiles

Profile Feature	Pb-Free Assembly
Average Ramp-up Rate ($T_{S_{MAX}}$ to T_p)	3°C/second max
Average Ramp-down Rate (T_p to T_L)	6°C/second max
Preheat	
• Temperature Min ($T_{S_{MIN}}$)	150°C
• Temperature Max ($T_{S_{MAX}}$)	200°C
• Time (t_s Preheat)	60-180 seconds
Time maintained above:	
• Temperature (T_L)	217°C
• Time (t_L)	60-150 seconds
Peak / Classification Temperature	
• Temperature (T_p)	260°C
Time within 5°C of actual peak	
• Time (t_p)	20-40 seconds
Time 25°C to peak Temperature	8 minutes max



PART NUMBERING SYSTEM

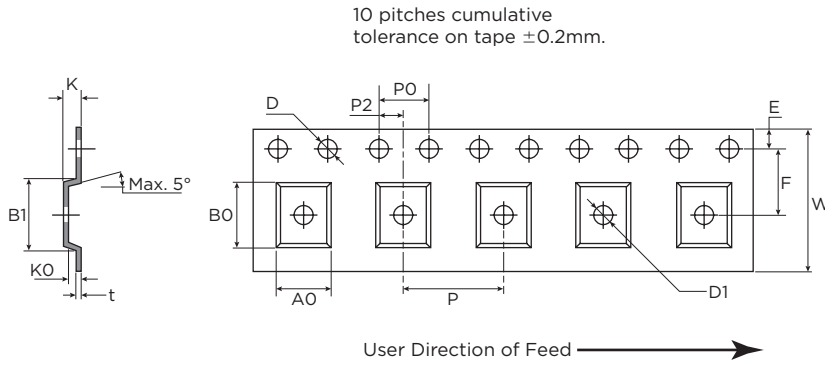


DEVICE MARKING INFORMATION



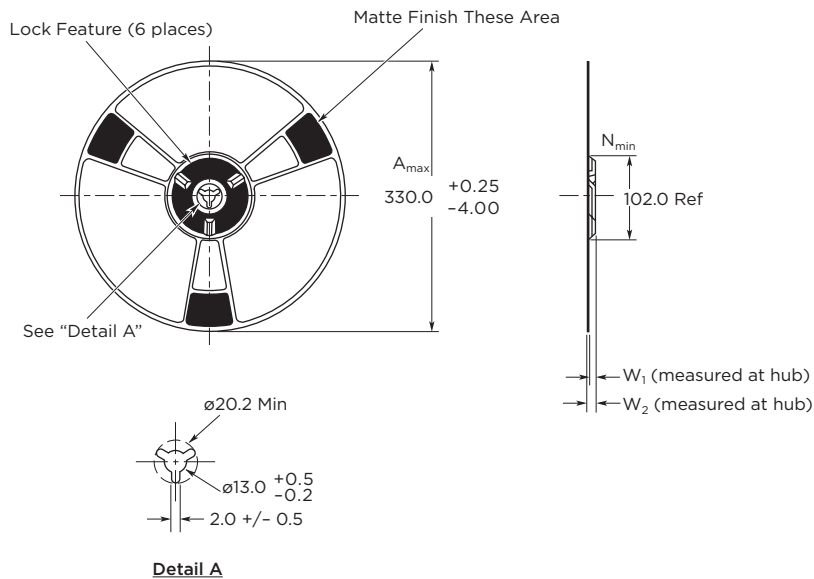
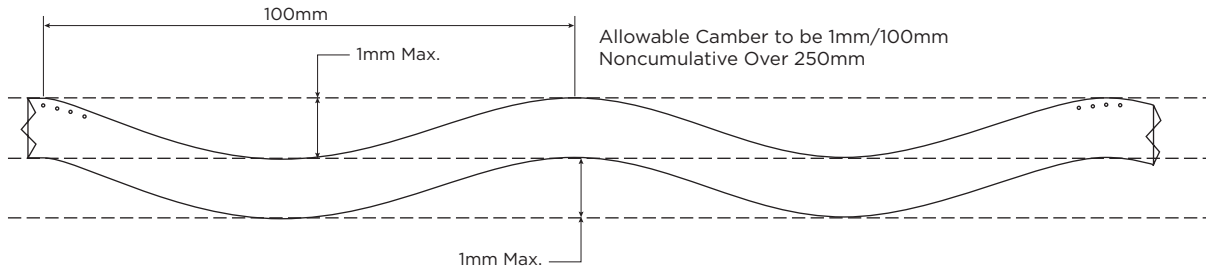
VVVII	Zener Voltage	Hold Current	Part Description
05613	5.6V	1.3A	ZEN056V130A24CE
05623	5.6V	2.3A	ZEN056V230A16CE
05626	5.6V	2.6A	ZEN056V260A16CE
13213	13.2V	1.3A	ZEN132V130A24CE
13223	13.2V	2.3A	ZEN132V230A16CE
13226	13.2V	2.6A	ZEN132V260A16CE
####	Last 4 digits of batch number		

TAPE AND REEL DIMENSION



Symbol	Dimension (mm)
D0	1.55 + 0.1 - 0.0
E1	1.75 ± 0.1
P0	4.0 ± 0.1
T max	0.35
B1 max	6.2
D1 min	1.5
F	5.5 ± 0.05
K1 max	1.7
P2	2.0 ± 0.05
W	12.0 ± 0.3
P1	8.0 ± 0.1
A0	4.3 ± 0.05
B0	5.3 ± 0.05
K0	1.3 ± 0.05

Note:
 1. Materials: Conductive PS.
 2. All dimensions meet EIA-481-D.



Symbol	Dimension (mm)
A _{max}	330
N _{min}	102
W ₁	8.4
W ₂	11.1

POLYZEN PRODUCT FAMILY PACKAGE QUANTITY

Reel Quantity	Standard Box Quantity
4,000	20,000

MATERIAL INFORMATION**RoHS Compliant****Directive 2002/95/EC
Compliant****ELV Compliant****Directive 2000/53/EC
Compliant****Halogen Free*****HF**

* Halogen Free refers to: Br \leq 900ppm, Cl \leq 900ppm, Br+Cl \leq 1500ppm.

FOR MORE INFORMATION

TE Circuit Protection

308 Constitution Drive
Menlo Park, CA USA 94025-1164
Tel : (800) 227-7040, (650) 361-6900
Fax : (650) 361-4600

www.circuitprotection.com
www.circuitprotection.com.hk (Chinese)
www.te.com/japan/bu/circuitprotection/ (Japanese)

Brazil

Tel : 55-11-2103-6090
Fax : 55-11-2103-6216

UK / Eire / Benelux / Israel / South Africa / Nordic / Baltic / Others

Tel : 49-89-6089485
Fax : 49-89-6089394

Germany / Austria / Switzerland / Eastern Europe / Russia

Tel : 49-89-6089584
Fax : 49-89-6089394

France/ Italy / Iberia / Greece / Turkey

Tel : 33-1-34208455
Fax : 33-1-34208479

Japan

Tel : 81-44-900-5110
Fax : 81-44-900-5140

Korea

Tel : 82-2-3415-4654
Fax : 82-2-3486-1786

Taiwan

Tel : 886-2-8768-2788 x 211
Fax : 886-2-8768-1277

China, Hong Kong

Tel : 852-2738-8181
Fax : 852-2735-1185

China, Beijing

Tel : 86-10-6569-3488 x 16526
Fax : 86-10-6569-3206

China, Shanghai

Tel : 86-21-6106-7379
Fax : 86-21-6485-3255

China, Shenzhen / Guangzhou

Tel : 86-755-2515-4797
Fax : 86-755-2598-0419

Australia / Philippines

Tel : 63-2-988-9465
Fax : 63-2-848-0205

Singapore / Indonesia Thailand / Malaysia / Vietnam

Tel : 60-4-8102112
Mobile : 60-194725628
Fax : 60-4-6433288

India

Tel : 91-80-4161-3745
Mobile : 91-99-0248-8886

Part numbers in this brochure are RoHS Compliant*, unless marked otherwise.
*as defined www.te.com/leadfree

te.com

© 2012 Tyco Electronics Corporation, a TE Connectivity Ltd. Company. All Rights Reserved.

RCPO138E 08/2012

PolyZen, TE Connectivity and TE connectivity (logo) are trademarks. Other logos, product and/or company names might be trademarks of their respective owners.

While TE has made every reasonable effort to ensure the accuracy of the information in this brochure, TE does not guarantee that it is error-free, nor does TE make any other representation, warranty or guarantee that the information is accurate, correct, reliable or current. TE reserves the right to make any adjustments to the information contained herein at any time without notice. TE expressly disclaims all implied warranties regarding the information contained herein, including, but not limited to, any implied warranties of merchantability or fitness for a particular purpose. The dimensions in this catalog are for reference purposes only and are subject to change without notice. Specifications are subject to change without notice. Consult TE for the latest dimensions and design specifications.



Looking for pricing, stock, or lifecycle information?

Click below to explore more details on WIN SOURCE:

 [View ZEN056V260A16CE on WIN SOURCE](#)

 [Littelfuse Inc. Information](#)

Optimize Your Supply Chain with WIN SOURCE Solutions

-  Global Sourcing Solution
-  Obsolete Management
-  Cost Control Management
-  Shortage Management
-  Alternative Solution
-  Excess Inventory Management