



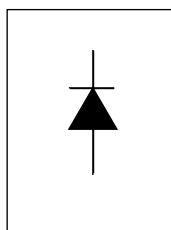
# THE DATASHEET OF 80EPF06



International  
**IOR** Rectifier

**QUIETIR** Series  
 80EPF..

### FAST SOFT RECOVERY RECTIFIER DIODE



$$V_F < 1.1V @ 40A$$

$$t_{rr} = 70ns$$

$$V_{RRM} 200 \text{ to } 600V$$

The 80EPF.. fast soft recovery **QUIETIR** rectifier series has been optimized for combined short reverse recovery time and low forward voltage drop.

The glass passivation ensures stable reliable operation in the most severe temperature and power cycling conditions.

Typical applications are both:

- output rectification and freewheeling in inverters, choppers and converters
- and input rectifications where severe restrictions on conducted EMI should be met.

#### Major Ratings and Characteristics

Parameter/Features	80EPF..	Units
$I_{F(AV)}$ Sinusoidal waveform	80	A
$V_{RRM}$ range	200 to 600	V
$I_{FSM}$	1000	A
$V_F$ @ 40A, $T_J = 25^\circ C$	1.1	V
$t_{rr}$ @ 1A, -100A/ $\mu s$	70	ns
$T_J$ range	-40 to 150	$^\circ C$

#### Package Outline



Voltage Ratings

Part Number	$V_{RRM}$ , maximum peak reverse voltage V	$V_{RSM}$ , maximum non repetitive peak reverse voltage V	$I_{RRM}$ 150°C mA
80EPF02	200	300	17
80EPF04	400	500	
80EPF06	600	700	

Absolute Maximum Ratings

Parameters	80EPF..	Units	Conditions
$I_{F(AV)}$ Max. Average Forward Current	80	A	@ $T_C = 95^\circ\text{C}$ , 180° conduction half sine wave
$I_{FSM}$ Max. Peak One Cycle Non-Repetitive Surge Current	850	A	10ms Sine pulse, rated $V_{RRM}$ applied
	1000		10ms Sine pulse, no voltage reapplied
$I^2t$ Max. $I^2t$ for fusing	3610	$\text{s}^2$	10ms Sine pulse, rated $V_{RRM}$ applied
	5100		10ms Sine pulse, no voltage reapplied
$I^2\sqrt{t}$ Max. $I^2\sqrt{t}$ for fusing	51000	$\text{A}^2\sqrt{\text{s}}$	$t = 0.1$ to 10ms, no voltage reapplied

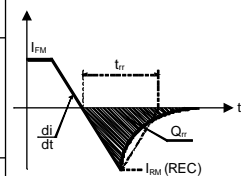
Electrical Specifications

Parameters	80EPF..	Units	Conditions
$V_{FM}$ Max. Forward Voltage Drop	1.25	V	@ 80A, $T_J = 25^\circ\text{C}$
$r_t$ Forward slope resistance	3.5	$\text{m}\Omega$	$T_J = 125^\circ\text{C}$
$V_{F(TO)}$ Threshold voltage	0.85	V	
$I_{RM}$ Max. Reverse Leakage Current	0.1	mA	$T_J = 25^\circ\text{C}$
	17		$T_J = 150^\circ\text{C}$

$V_R = \text{rated } V_{RRM}$

Recovery Characteristics

Parameters	80EPF..	Units	Conditions
$t_{rr}$ Reverse Recovery Time	190	ns	$I_F @ 40\text{Apk}$ @ 25A/ $\mu\text{s}$ @ 25°C
$I_{rr}$ Reverse Recovery Current	3.4	A	
$Q_{rr}$ Reverse Recovery Charge	0.5	$\mu\text{C}$	
S Snap Factor	0.5		



Thermal-Mechanical Specifications

Parameters		80EPF..	Units	Conditions
$T_J$	Max. Junction Temperature Range	-40 to 150	°C	
$T_{stg}$	Max. Storage Temperature Range	-40 to 150	°C	
$R_{thJC}$	Max. Thermal Resistance Junction to Case	0.35	°C/W	DC operation
$R_{thJA}$	Max. Thermal Resistance Junction to Ambient	40	°C/W	
$R_{thCS}$	Typical Thermal Resistance, Case to Heatsink	0.2	°C/W	Mounting surface , smooth and greased
wt	Approximate Weight	6 (0.21)	g (oz.)	
T	Mounting Torque	Min.	6 (5)	Kg-cm (lbf-in)
		Max.	12 (10)	
Case Style		TO-247AC		

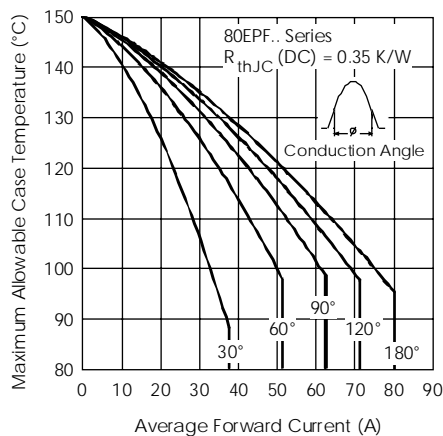


Fig. 1 - Current Rating Characteristics

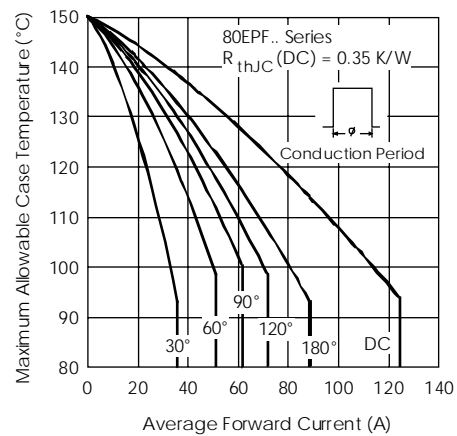


Fig. 2 - Current Rating Characteristics

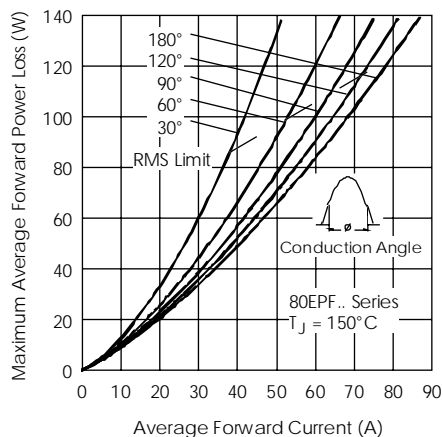


Fig. 3 - Forward Power Loss Characteristics

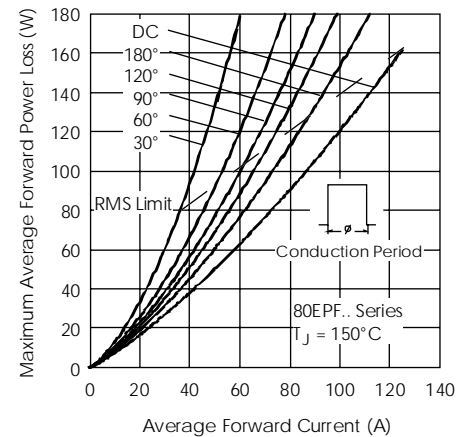


Fig. 4 - Forward Power Loss Characteristics

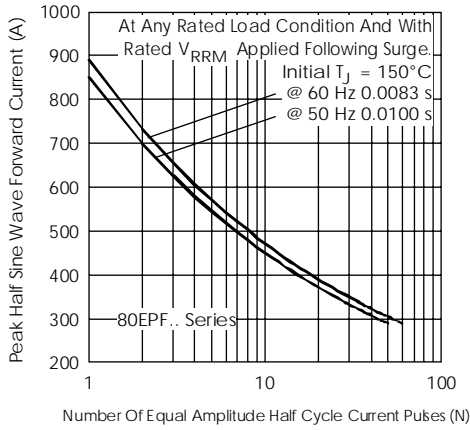


Fig. 5 - Maximum Non-Repetitive Surge Current

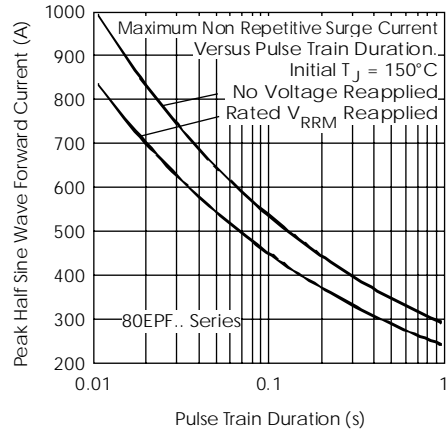


Fig. 6 - Maximum Non-Repetitive Surge Current

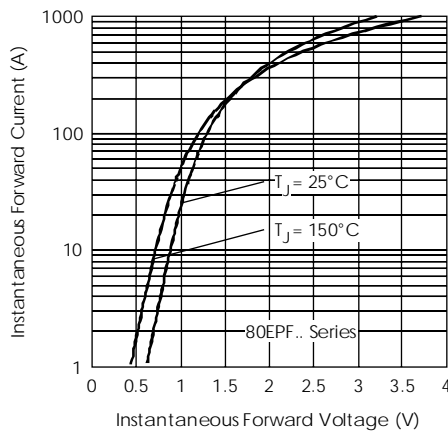


Fig. 7 - Forward Voltage Drop Characteristics

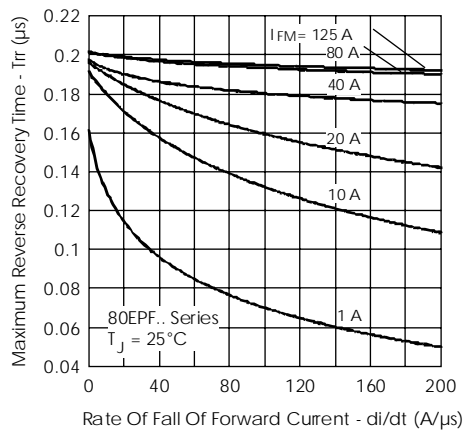


Fig. 8 - Recovery Time Characteristics,  $T_J = 25^\circ\text{C}$

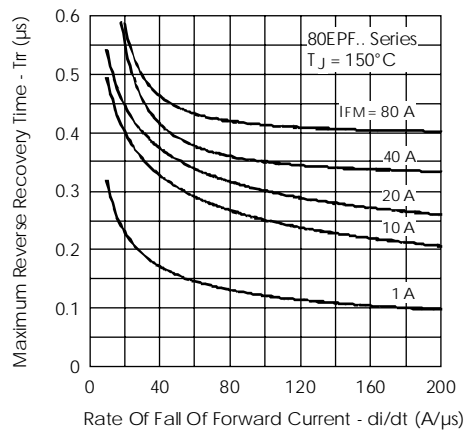


Fig. 9 - Recovery Time Characteristics,  $T_J = 150^\circ\text{C}$

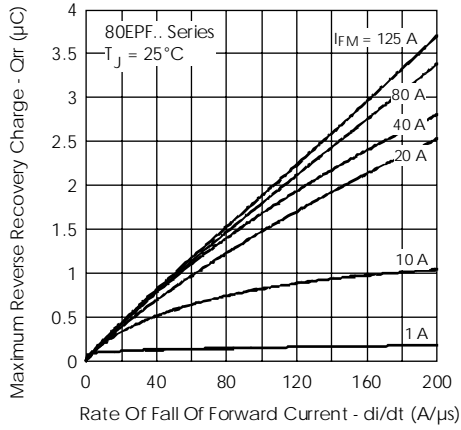


Fig. 10 - Recovery Charge Characteristics,  $T_J = 25^\circ\text{C}$

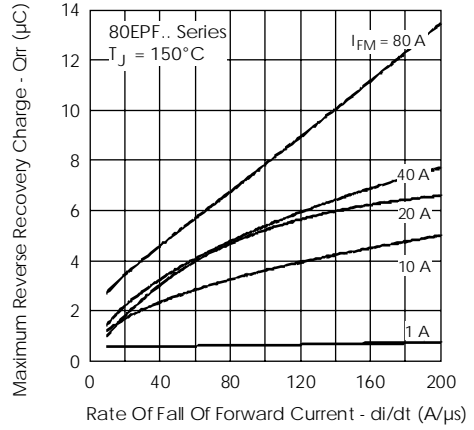


Fig. 11 - Recovery Charge Characteristics,  $T_J = 150^\circ\text{C}$

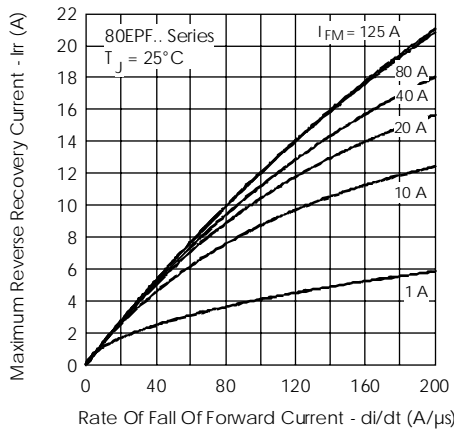


Fig. 12 - Recovery Current Characteristics,  $T_J = 25^\circ\text{C}$

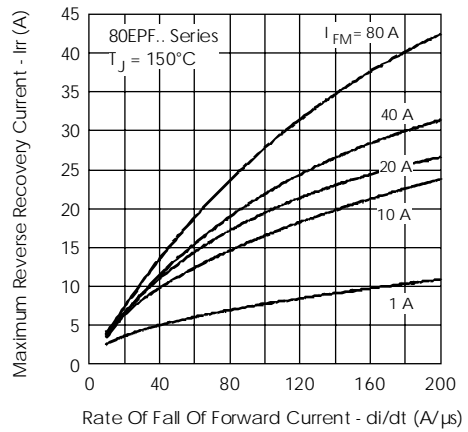


Fig. 13 - Recovery Current Characteristics,  $T_J = 150^\circ\text{C}$

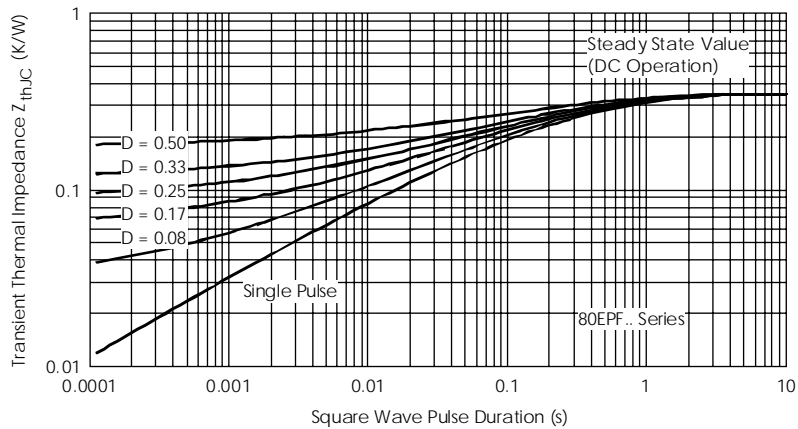
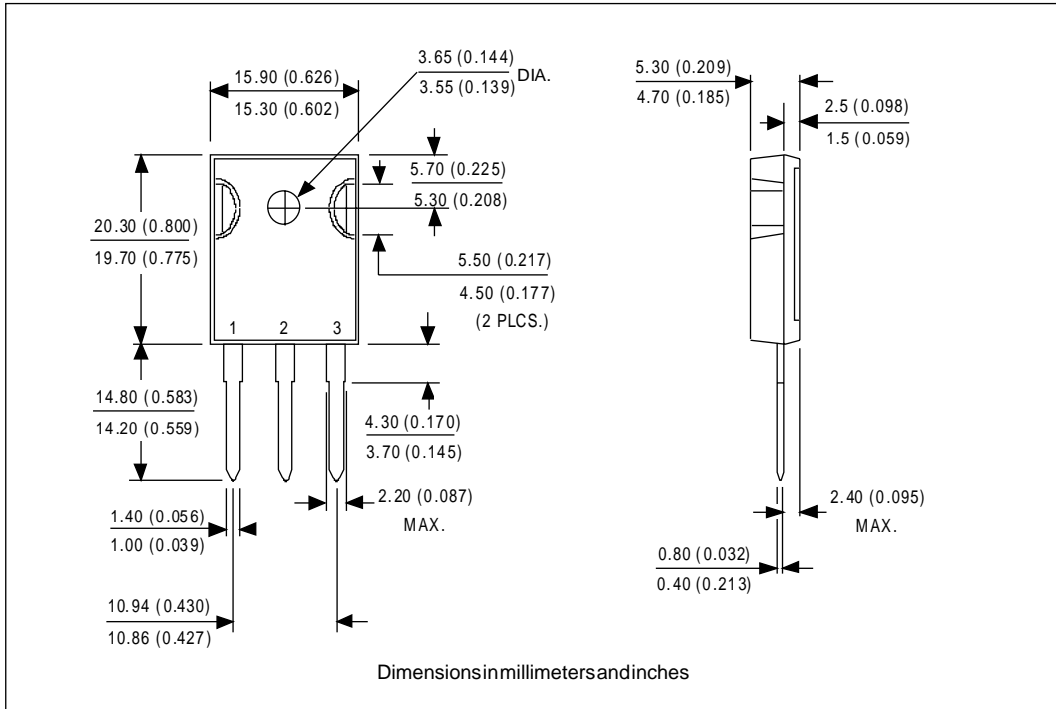
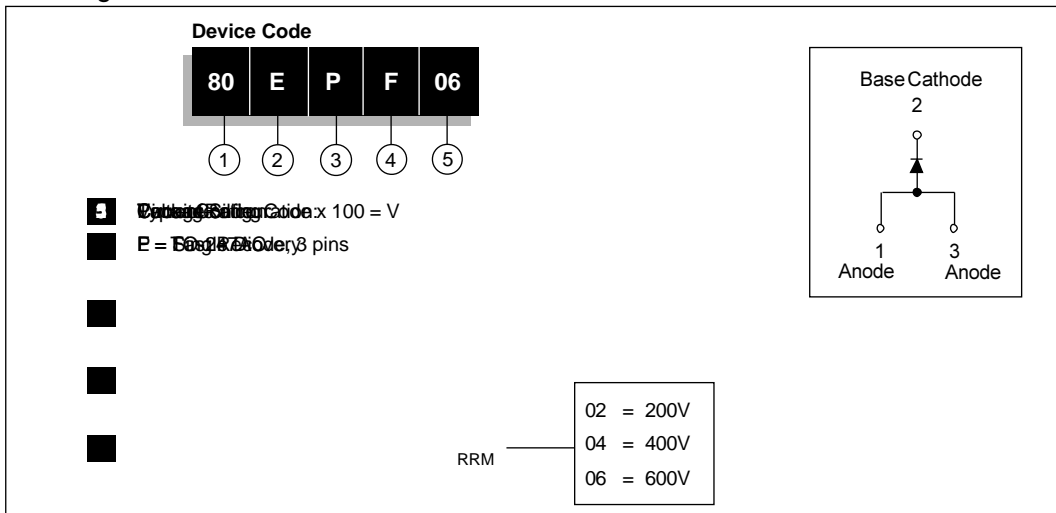


Fig. 14 - Thermal Impedance  $Z_{thJC}$  Characteristics

Outline Table



Ordering Information Table



International  
**IOR** Rectifier

**WORLDHEADQUARTERS:** 233 Kansas St., El Segundo, California 90245 U.S.A. Tel: (310) 322 3331. Fax: (310) 322 3332.  
**EUROPEANHEADQUARTERS:** Hurst Green, Oxted, Surrey RH8 9BB, U.K. Tel: ++ 44 1883 732020. Fax: ++ 44 1883 733408.  
**IR CANADA:** 15 Lincoln Court, Brampton, Markham, Ontario L6T3Z2. Tel: (905) 453 2200. Fax: (905) 475 8801.  
**IR GERMANY:** Saalburgstrasse 157, 61350 Bad Homburg. Tel: ++ 49 6172 96590. Fax: ++ 49 6172 965933.  
**IR ITALY:** Via Liguria 49, 10071 Borgaro, Torino. Tel: ++ 39 11 4510111. Fax: ++ 39 11 4510220.  
**IR FAR EAST:** K&H Bldg., 2F, 30-4 Nishi-Ikebukuro 3-Chome, Toshima-Ku, Tokyo, Japan 171. Tel: 81 3 3983 0086.  
**IR SOUTHEAST ASIA:** 1 Kim Seng Promenade, Great World City West Tower,13-11, Singapore 237994. Tel: ++ 65 838 4630.  
**IR TAIWAN:** 16 Fl. Suite D.207, Sec. 2, Tun Haw South Road, Taipei, 10673, Taiwan. Tel: 886 2 2377 9936.

*Data and specifications subject to change without notice.*



## Notice

The products described herein were acquired by Vishay Intertechnology, Inc., as part of its acquisition of International Rectifier's Power Control Systems (PCS) business, which closed in April 2007. Specifications of the products displayed herein are pending review by Vishay and are subject to the terms and conditions shown below.

Specifications of the products displayed herein are subject to change without notice. Vishay Intertechnology, Inc., or anyone on its behalf, assumes no responsibility or liability for any errors or inaccuracies.



Information contained herein is intended to provide a product description only. No license, express or implied, by estoppel or otherwise, to any intellectual property rights is granted by this document. Except as provided in Vishay's terms and conditions of sale for such products, Vishay assumes no liability whatsoever, and disclaims any express or implied warranty, relating to sale and/or use of Vishay products including liability or warranties relating to fitness for a particular purpose, merchantability, or infringement of any patent, copyright, or other intellectual property right.

The products shown herein are not designed for use in medical, life-saving, or life-sustaining applications. Customers using or selling these products for use in such applications do so at their own risk and agree to fully indemnify Vishay for any damages resulting from such improper use or sale.

International Rectifier®, IR®, the IR logo, HEXFET®, HEXSense®, HEXDIP®, DOL®, INTERO®, and POWIRTRAIN® are registered trademarks of International Rectifier Corporation in the U.S. and other countries. All other product names noted herein may be trademarks of their respective owners.

## Looking for pricing, stock, or lifecycle information?

Click below to explore more details on WIN SOURCE:

-  [View 80EPF06 on WIN SOURCE](#)
-  [Vishay Information](#)

## Optimize Your Supply Chain with WIN SOURCE Solutions

-  Global Sourcing Solution
-  Obsolete Management
-  Cost Control Management
-  Shortage Management
-  Alternative Solution
-  Excess Inventory Management