



**THE DATASHEET OF  
QTLP630C4TR**



**QTLP630C-2 HER**  
**QTLP630C-4 Green**  
**QTLP630C-B Blue**

**QTLP630C-3 Yellow**  
**QTLP630C-7 AlGaAs Red**

**Surface Mount LED Lamp, Standard Bright 0805**

**Features**

- Small footprint – 2.0(L) X 1.25(W) X 1.1(H) mm
- Wide viewing angle of 140°
- Water clear optics
- Moisture-proof packaging
- Available in 0.315" (8mm) width tape on 7" (178mm) diameter reel; 2,000 units per reel

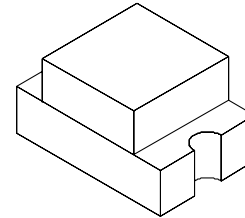
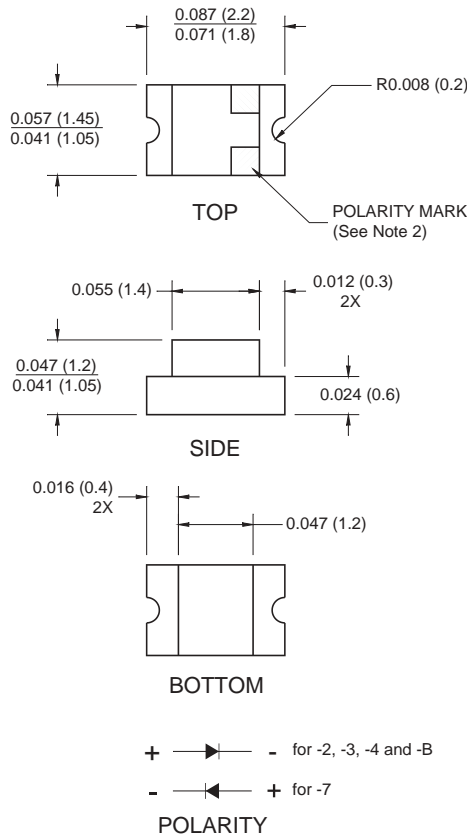
**Applications**

- Keypad backlighting
- Push-button backlighting
- LCD backlighting

**Description**

These surface mount chip LEDs are designed to fit industry standard footprint. Low profile and wide viewing angle make these LEDs ideal choices for backlighting applications and panel illumination.

**Package Dimensions**



**QTLP630C-X Surface Mount LED Lamp, Standard Bright 0805**

- NOTE:
1. Dimensions for all drawings are in inches (mm).
  2. Cathode for -2, -3, -4 and B. Anode for -7.

**Absolute Maximum Ratings** ( $T_A = 25^\circ\text{C}$  unless otherwise specified)

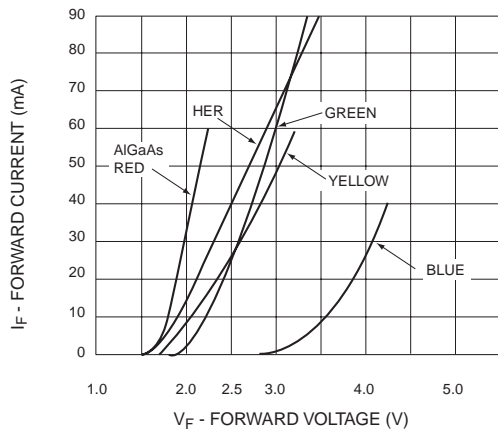
Parameter	Symbol	QTL P630C					Unit
		-2	-3	-4	-7	-B	
Continuous Forward Current	$I_F$	30	30	30	30	30	mA
Peak Forward Current ( $f = 1.0$ KHz, Duty Factor = 1/10)	$I_{FM}$	160	160	160	180	100	mA
Reverse Voltage ( $I_R = 10 \mu\text{A}$ )	$V_R$	5	5	5	5	5	V
Power Dissipation	$P_D$	84	84	84	72	135	mW
Operating Temperature	$T_{OPR}$	-40 to +85					$^\circ\text{C}$
Storage Temperature	$T_{STG}$	-40 to +90					$^\circ\text{C}$
Lead Soldering Time	$T_{SOL}$	260 for 5 sec					$^\circ\text{C}$

**Electrical/Optical Characteristics** ( $T_A = 25^\circ\text{C}$ )

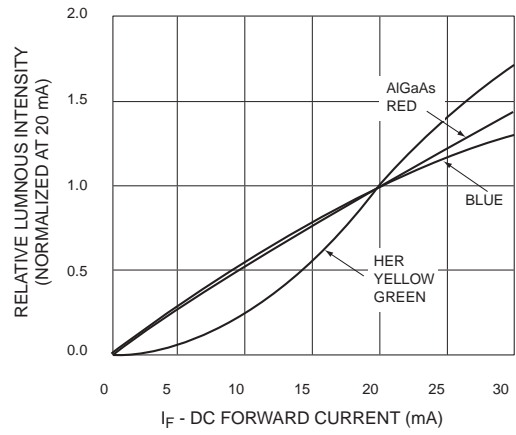
Parameter	Symbol	QTL P630C					Condition
		-2	-3	-4	-7	-B	
Luminous Intensity (mcd)							
Minimum	$I_V$	5	5	6	10	15	$I_F = 20\text{mA}$
Typical		10	10	10	20	20	
Forward Voltage (V)							
Maximum	$V_F$	2.8	2.8	2.8	2.4	4.5	$I_F = 20\text{mA}$
Typical		2.0	2.0	2.1	1.9	3.8	
Wavelength (nm)							
Peak	$\lambda_P$	635	585	565	660	430	$I_F = 20\text{mA}$
Dominant	$\lambda_D$	630	590	570	645	465	
Spectral Line Half Width (nm)	$\Delta\lambda$	45	35	30	20	65	$I_F = 20\text{mA}$
Viewing Angle ( $^\circ$ )	$2\theta^{1/2}$	140	140	140	140	140	$I_F = 20\text{mA}$

## Typical Performance Curves

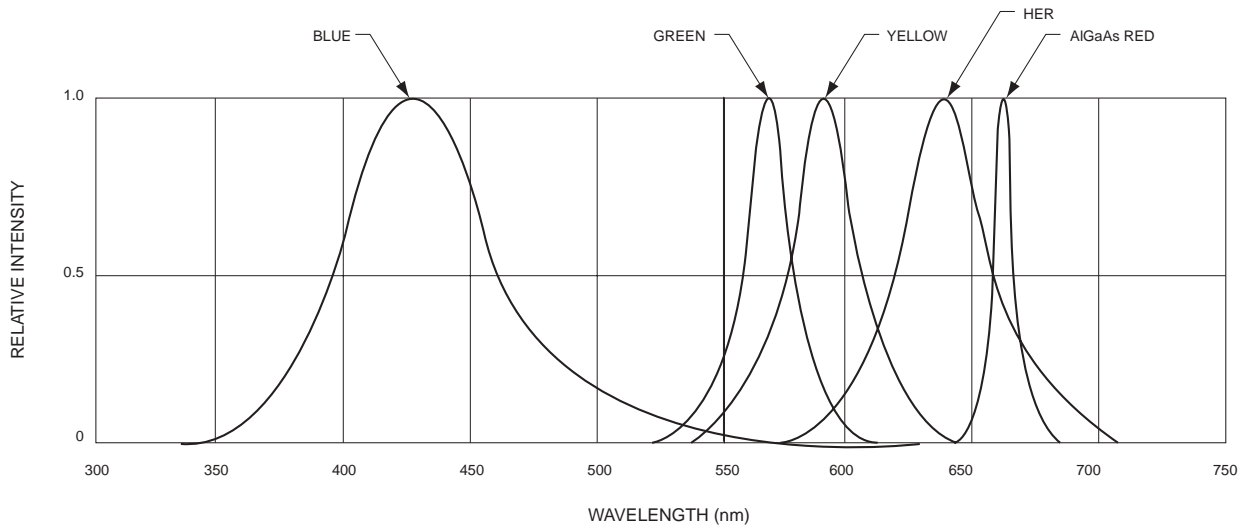
**Fig. 1 Forward Current vs. Forward Voltage**



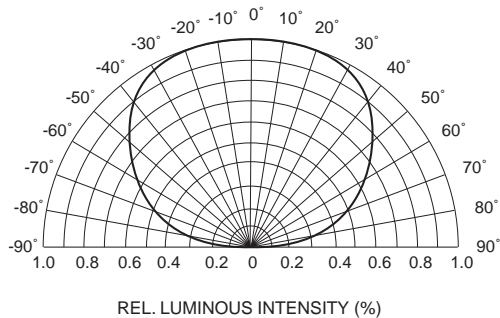
**Fig. 2 Relative Luminous Intensity vs. DC Forward Current**



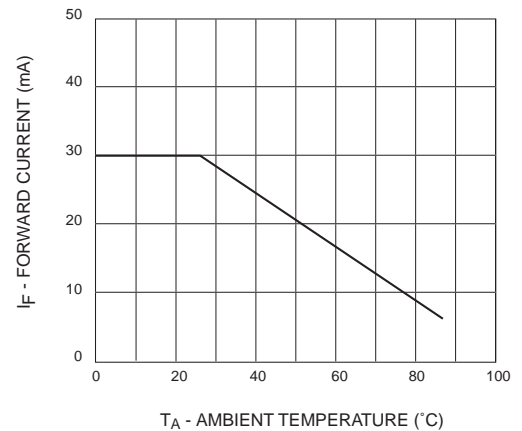
**Fig. 3 Relative Intensity vs. Peak Wavelength**



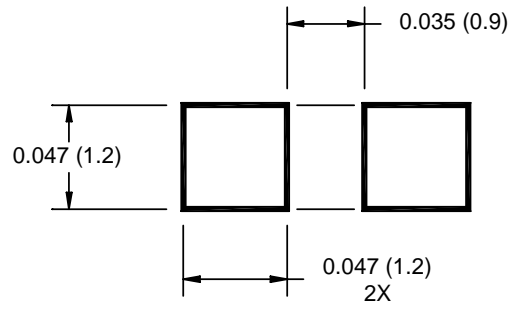
**Fig.4 Radiation Diagram**



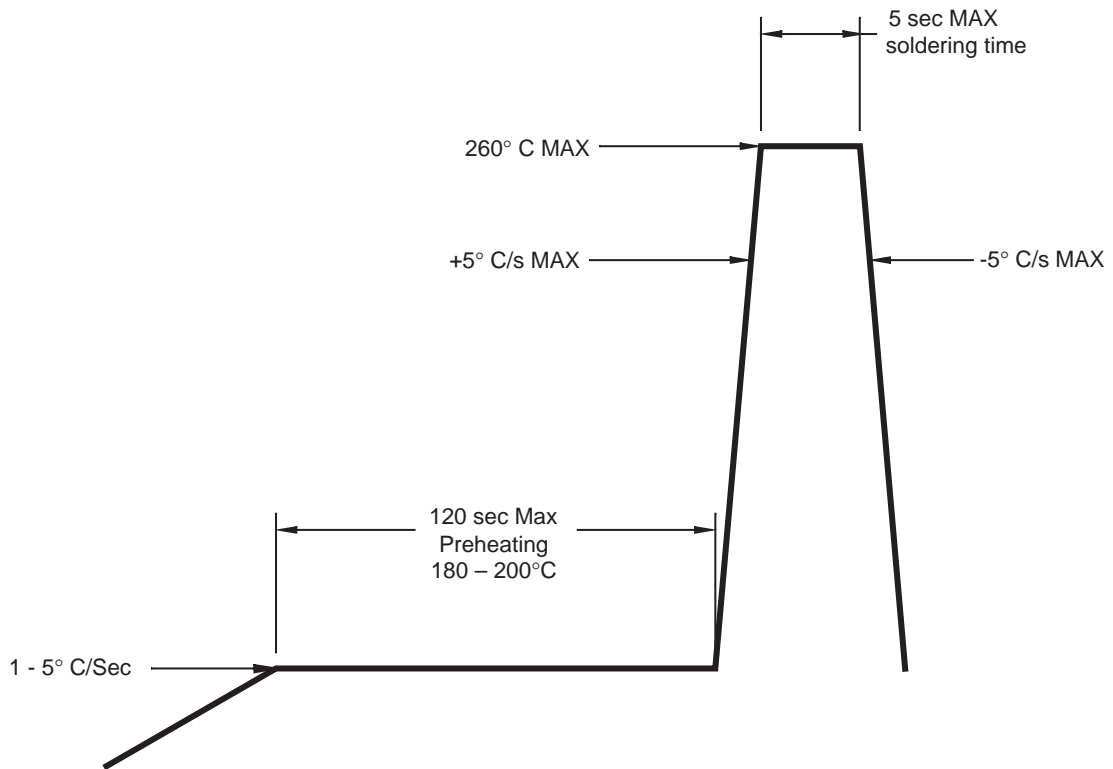
**Fig.5 Maximum Forward Current vs. Ambient Temperature**



### Recommended Printed Circuit Board Pattern



### Recommended IR Reflow Soldering Profile





## TRADEMARKS

The following are registered and unregistered trademarks Fairchild Semiconductor owns or is authorized to use and is not intended to be an exhaustive list of all such trademarks.

ACE <sup>x</sup> ™	FAST®	ISOPLANAR™	PowerSaver™	SuperSOT™-6
ActiveArray™	FAST <sub>r</sub> ™	LittleFET™	PowerTrench®	SuperSOT™-8
Bottomless™	FP <sub>S</sub> ™	MICROCOUPLER™	QFET®	SyncFET™
Build it Now™	FRFET™	MicroFET™	QS™	TinyLogic®
CoolFET™	GlobalOptoisolator™	MicroPak™	QT Optoelectronics™	TINYOPTO™
CROSSVOLT™	GTO™	MICROWIRE™	Quiet Series™	TruTranslation™
DOME™	HiSeC™	MSX™	RapidConfigure™	UHC™
EcoSPARK™	I <sup>2</sup> C™	MSXPro™	RapidConnect™	UltraFET®
E <sup>2</sup> CMOS™	<i>i-Lo</i> ™	OCX™	μSerDes™	UniFET™
EnSigna™	ImpliedDisconnect™	OCXPro™	ScalarPump™	VCX™
FACT™	IntelliMAX™	OPTOLOGIC®	SILENT SWITCHER®	Wire™
FACT Quiet Series™		OPTOPLANAR™	SMART START™	
Across the board. Around the world.™		PACMAN™	SPM™	
The Power Franchise®		POP™	Stealth™	
Programmable Active Droop™		Power247™	SuperFET™	
		PowerEdge™	SuperSOT™-3	

## DISCLAIMER

FAIRCHILD SEMICONDUCTOR RESERVES THE RIGHT TO MAKE CHANGES WITHOUT FURTHER NOTICE TO ANY PRODUCTS HEREIN TO IMPROVE RELIABILITY, FUNCTION OR DESIGN. FAIRCHILD DOES NOT ASSUME ANY LIABILITY ARISING OUT OF THE APPLICATION OR USE OF ANY PRODUCT OR CIRCUIT DESCRIBED HEREIN; NEITHER DOES IT CONVEY ANY LICENSE UNDER ITS PATENT RIGHTS, NOR THE RIGHTS OF OTHERS.

## LIFE SUPPORT POLICY

FAIRCHILD'S PRODUCTS ARE NOT AUTHORIZED FOR USE AS CRITICAL COMPONENTS IN LIFE SUPPORT DEVICES OR SYSTEMS WITHOUT THE EXPRESS WRITTEN APPROVAL OF FAIRCHILD SEMICONDUCTOR CORPORATION. As used herein:

1. Life support devices or systems are devices or systems which, (a) are intended for surgical implant into the body, or (b) support or sustain life, or (c) whose failure to perform when properly used in accordance with instructions for use provided in the labeling, can be reasonably expected to result in significant injury to the user.
2. A critical component is any component of a life support device or system whose failure to perform can be reasonably expected to cause the failure of the life support device or system, or to affect its safety or effectiveness.

## PRODUCT STATUS DEFINITIONS



### Definition of Terms

Datasheet Identification	Product Status	Definition
Advance Information	Formative or In Design	This datasheet contains the design specifications for product development. Specifications may change in any manner without notice.
Preliminary	First Production	This datasheet contains preliminary data, and supplementary data will be published at a later date. Fairchild Semiconductor reserves the right to make changes at any time without notice in order to improve design.
No Identification Needed	Full Production	This datasheet contains final specifications. Fairchild Semiconductor reserves the right to make changes at any time without notice in order to improve design.
Obsolete	Not In Production	This datasheet contains specifications on a product that has been discontinued by Fairchild semiconductor. The datasheet is printed for reference information only.

Rev. 117

## Looking for pricing, stock, or lifecycle information?

Click below to explore more details on WIN SOURCE:

-  [View QTLP630C4TR on WIN SOURCE](#)
-  [Everlight Electronics Co Ltd Information](#)

## Optimize Your Supply Chain with WIN SOURCE Solutions

-  Global Sourcing Solution
-  Obsolete Management
-  Cost Control Management
-  Shortage Management
-  Alternative Solution
-  Excess Inventory Management