




**THE DATASHEET OF  
TR2/6125FF1-R**



# 6125FF

## Fast-acting subminiature fuses



### Product description

- Fast-acting surface mount fuse
- Overcurrent protection of systems up to 125Vac/72Vdc
- High inrush withstand capability
- Solder immersion compatible

### Applications

- Power supplies
- Servers
- LED/LCD televisions
- Appliances and white goods
- LCD monitor/backlight inverters
- Laptops and notebooks

### Agency information

- cURus Recognition file number: E19180, Guide JDYX2/JDYX8

### Ordering

Specify part number and packaging prefix as shown

Packaging prefix	Part number
TR2-	6125FF1-R

### Packaging prefixes

- TR2- (Tape and reel, 5000 parts per 13" diameter reel)

**Electrical characteristics**

% of Amp Rating	Opening Time
100%	4 Hours Minimum
200%	5 Second Maximum

**Product specifications**

Part Number <sup>3</sup>	Current rating (amps)	Voltage rating		Interrupting rating <sup>1</sup> (amps)			DC cold resistance (mΩ) Typ.	Melting <sup>2</sup> I <sup>2</sup> t (A <sup>2</sup> second)	Typical voltage drop (mV)
		Vac	Vdc	125Vac	72Vdc	32Vdc			
6125FF500-R	500mA	125	72	50	50	300	750	0.08	605
6125FF750-R	750mA	125	72	50	50	300	350	0.152	433
6125FF1-R	1	125	72	50	50	300	260	0.22	415
6125FF1.25-R	1.25	125	72	50	50	300	171	0.355	410
6125FF1.5-R	1.5	125	72	50	50	300	112	0.456	365
6125FF2-R	2	125	72	50	50	300	49	1.67	160
6125FF2.5-R	2.5	125	72	50	50	300	45	5.20	155
6125FF3-R	3	125	72	50	50	300	35	6.24	153
6125FF3.5-R	3.5	125	72	50	50	300	27	7.28	150
6125FF4-R	4	125	72	50	50	300	26	7.4	145
6125FF5-R	5	125	72	50	50	300	17	9.5	141
6125FF6.3-R	6.3	125	72	50	50	300	14	15.1	135
6125FF7-R	7	125	72	50	50	300	11	37.25	112
6125FF8-R	8	125	72	50	50	300	8.7	70	110
6125FF10-R	10	125	72	50	50	300	7.3	67.75	110
6125FF12-R	12	125	72	50	50	300	5.3	210.59	106
6125FF15-R	15	125	72	50	50	300	4.2	296.10	104

1 AC Interrupting Rating (Measured at designated voltage, 100% power factor); DC Interrupting Rating (Measured at designated voltage, time constant of less than 50 microseconds, battery source)

2 Typical Melting I<sup>2</sup>t (Measured at 72Vdc, 10X rated current (not exceed 50A - IR @ 72Vdc)

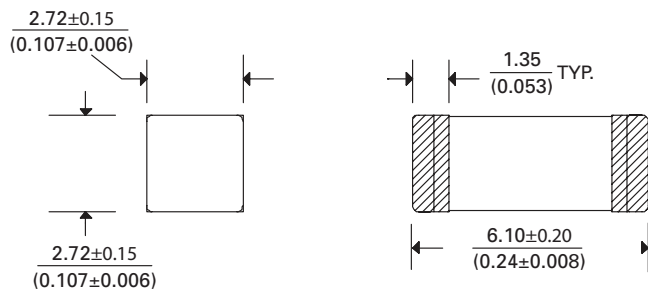
3 Part number definition: 6125FFxxx-R

6125FF= Product code and size

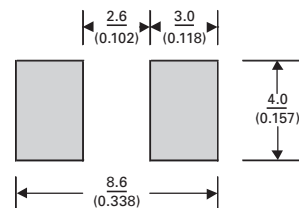
xxx= Ampere

-R= RoHS compliant

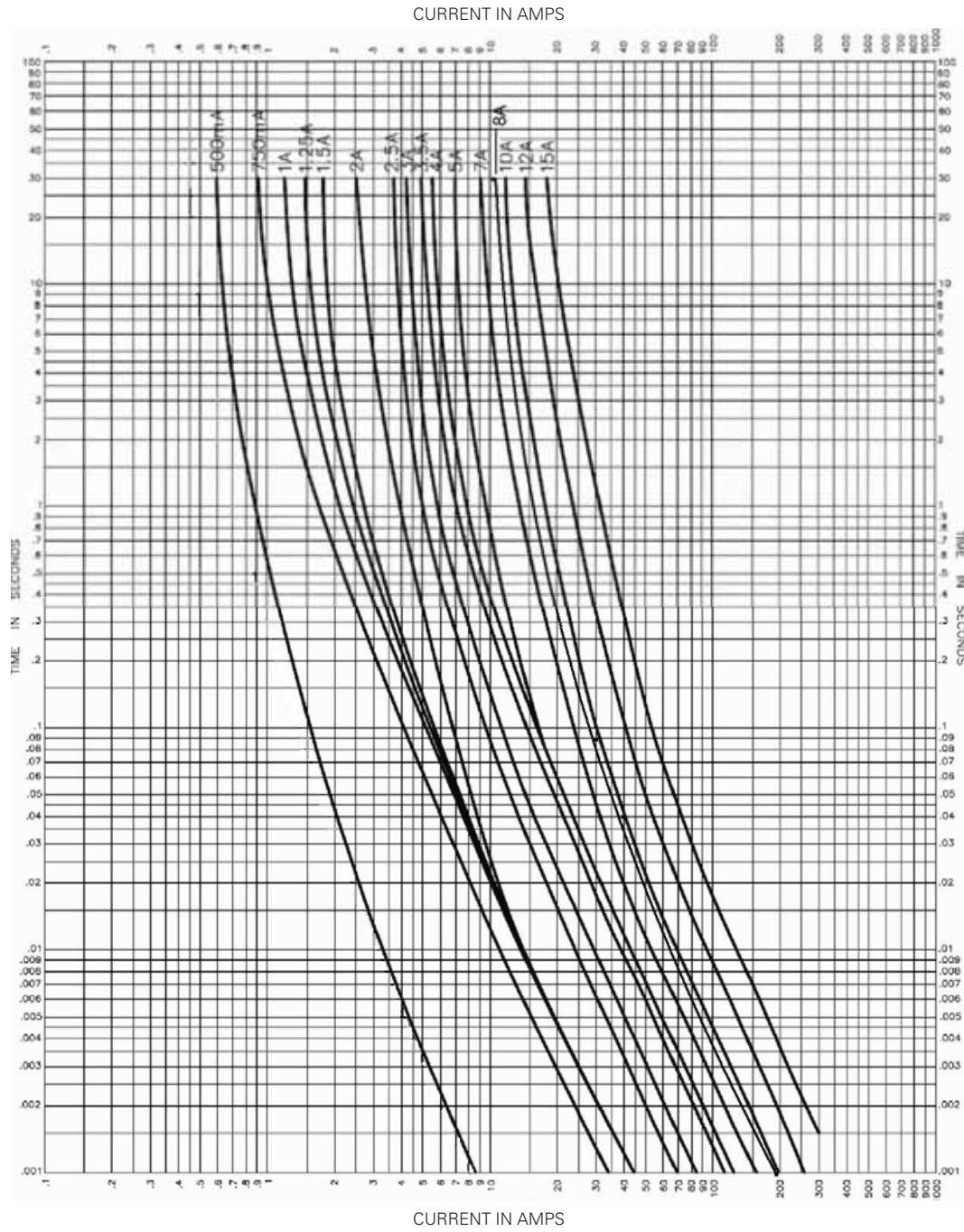
**Dimensions—mm (in)**



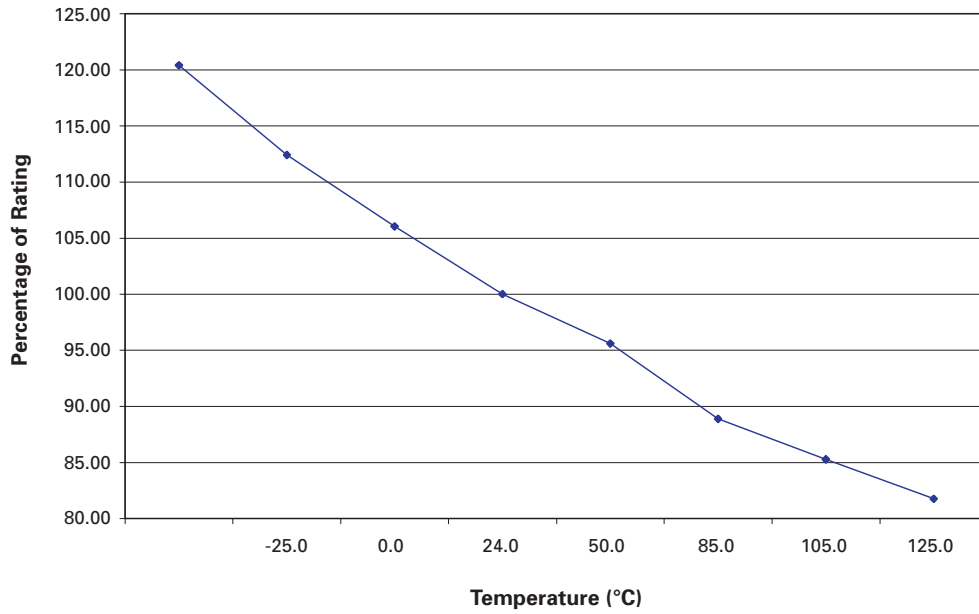
**Recommended pad layout—mm (in)**



Time vs. current curve



### Temperature derating curve



### Environmental data

---

Operating temperature: -55°C to 125°C (with derating)

---

Storage temperature: -55°C to 125°C

---

Mechanical shock: MIL-STD-202, method 213

---

High frequency vibration: MIL-STD-202, method 204

---

Load humidity: MIL-STD-202, method 103

---

Moisture resistance: MIL-STD-202, method 106

---

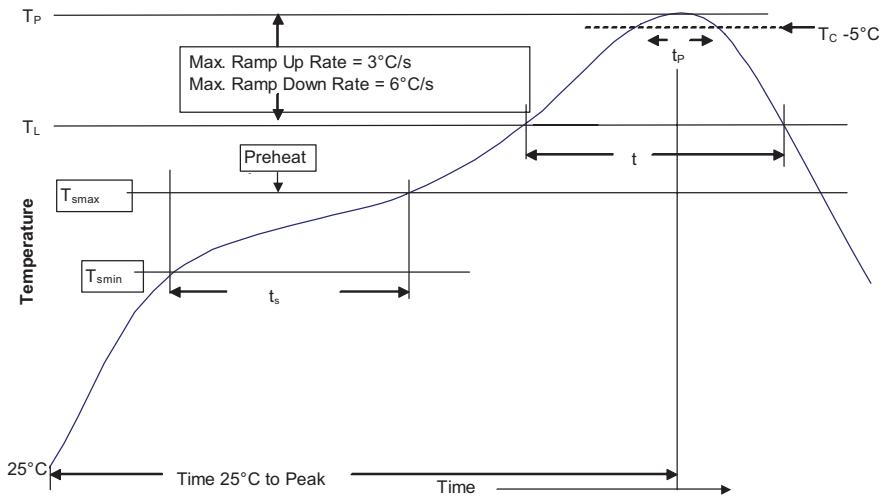
Resistance to solvents: MIL-STD-202, method 215

---

Thermal shock: MIL-STD-202, Method 107

---

**Solder Reflow Profile**



**Table 1 - Standard SnPb Solder (T<sub>C</sub>)**

Package Thickness	Volume mm <sup>3</sup> <350	Volume mm <sup>3</sup> ≥350
<2.5mm)	235°C	220°C
≥2.5mm	220°C	220°C

**Table 2 - Lead (Pb) Free Solder (T<sub>C</sub>)**

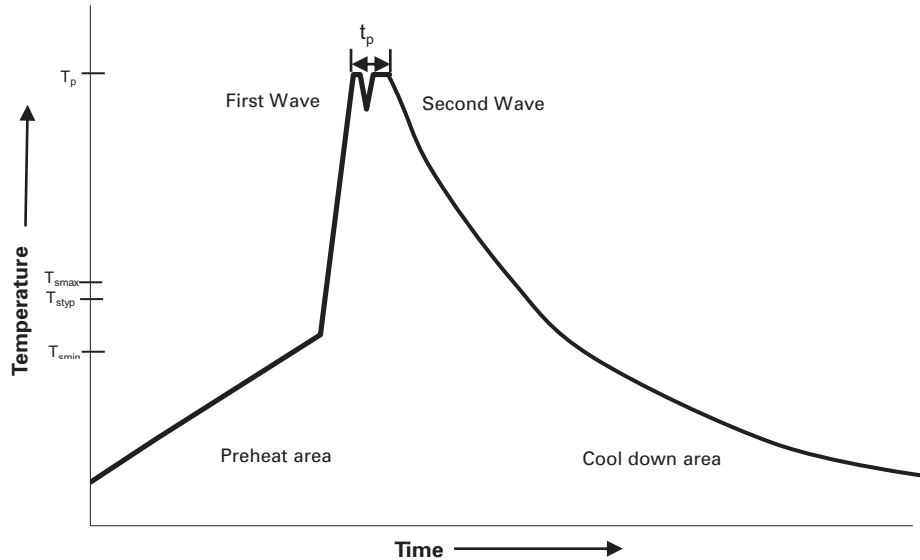
Package Thickness	Volume mm <sup>3</sup> <350	Volume mm <sup>3</sup> 350 - 2000	Volume mm <sup>3</sup> >2000
<1.6mm	260°C	260°C	260°C
1.6 - 2.5mm	260°C	250°C	245°C
>2.5mm	250°C	245°C	245°C

**Reference JDEC J-STD-020D**

Profile Feature	Standard SnPb Solder	Lead (Pb) Free Solder
Preheat and Soak		
• Temperature min. (T <sub>smin</sub> )	100°C	150°C
• Temperature max. (T <sub>smax</sub> )	150°C	200°C
• Time (T <sub>smin</sub> to T <sub>smax</sub> ) (t <sub>s</sub> )	60-120 Seconds	60-120 Seconds
Average ramp up rate T <sub>smax</sub> to T <sub>p</sub>	3°C/ Second Max.	3°C/ Second Max.
Liquidous temperature (T <sub>L</sub> )	183°C	217°C
Time at liquidous (t <sub>L</sub> )	60-150 Seconds	60-150 Seconds
Peak package body temperature (T <sub>p</sub> )*	Table 1	Table 2
Time (t <sub>p</sub> )** within 5 °C of the specified classification temperature (T <sub>C</sub> )	20 Seconds**	30 Seconds**
Average ramp-down rate (T <sub>p</sub> to T <sub>smax</sub> )	6°C/ Second Max.	6°C/ Second Max.
Time 25°C to Peak Temperature	6 Minutes Max.	8 Minutes Max.

\* Tolerance for peak profile temperature (T<sub>p</sub>) is defined as a supplier minimum and a user maximum.  
 \*\* Tolerance for time at peak profile temperature (t<sub>p</sub>) is defined as a supplier minimum and a user maximum.

**Wave solder profile**



**Reference EN 61760-1:2006**

Profile feature	Standard SnPb solder	Lead (Pb) free solder
Preheat and soak	• Temperature min. ( $T_{smin}$ )	100°C
	• Temperature typ. ( $T_{styp}$ )	120°C
	• Temperature max. ( $T_{smax}$ )	130°C
	• Time max. ( $T_{smin}$ to $T_{smax}$ ) ( $t_s$ )	70 Seconds
$\Delta$ preheat to max Temperature	150°C max.	150°C max.
Peak temperature ( $T_p$ )	235°C - 260°C	250°C - 260°C
Peak package body temperature ( $T_p$ )*	Table 1	Table 2
Time at peak temperature ( $t_p$ )	10 seconds max 5 seconds max each wave	10 seconds max 5 seconds max each
Ramp-down rate	~ 2 K/s min ~3.5 K/s typ ~5 K/s max	~ 2 K/s min ~3.5 K/s typ ~5 K/s max
Time 25°C to 25°C	4 minutes	4 minutes

Life Support Policy: Eaton does not authorize the use of any of its products for use in life support devices or systems without the express written approval of an officer of the Company. Life support systems are devices which support or sustain life, and whose failure to perform, when properly used in accordance with instructions for use provided in the labeling, can be reasonably expected to result in significant injury to the user.

Eaton reserves the right, without notice, to change design or construction of any products and to discontinue or limit distribution of any products. Eaton also reserves the right to change or update, without notice, any technical information contained in this bulletin.

**Eaton**  
**Electronics Division**  
1000 Eaton Boulevard  
Cleveland, OH 44122  
United States  
www.eaton.com/elx

© 2015 Eaton  
All Rights Reserved  
Printed in USA  
Publication No. 4326 BU-SB15120  
December 2015

Eaton is a registered trademark.

All other trademarks are property of their respective owners.

## Looking for pricing, stock, or lifecycle information?

Click below to explore more details on WIN SOURCE:

 [View TR2/6125FF1-R on WIN SOURCE](#)

 [Eaton Bussmann Information](#)

## Optimize Your Supply Chain with WIN SOURCE Solutions

-  Global Sourcing Solution
-  Obsolete Management
-  Cost Control Management
-  Shortage Management
-  Alternative Solution
-  Excess Inventory Management