



THE DATASHEET OF
7100.1063.13



Subminiature Fuse, 11.5 x 5 mm, Quick-Acting F



Subminiature fuse quick-acting F
from front side
Short terminal



Subminiature fuse 11.5 x 5 mm, quick-acting F
Terminal long
PCB Mounting

IEC 60127-4 · 250VAC · Quick-Acting F

See below:

[Approvals and Compliances](#)

Description

- Subminiature fuse quick-acting F

Applications

- Primary Protection on PCB

References


[Packaging Details](#)

Corresponding Fuseholder

Weblinks

[pdf data sheet](#), [html datasheet](#), [General Product Information](#), [Packaging details](#), [Distributor-Stock-Check](#), [Detailed request for product](#)

Technical Data

Rated Voltage	250VAC
Rated current	0.16 - 10A
Breaking Capacity	100A
Characteristic	Quick-Acting F
Mounting	PCB,THT
Admissible Ambient Air Temp.	-40 °C to 85 °C
Climatic Category	40/085/21 acc. to IEC 60068-1
Material: Housing	Thermoplastic, UL 94V-0
Material: Terminals	Tin-Plated Copper
Unit Weight	0.72 g
Storage Conditions	0 °C to 60 °C, max. 70% r.h.
Product Marking	 Rated current, Rated Voltage, Characteristic, Breaking Capacity, Certification marks

Soldering Methods	Wave Soldering Profile
Solderability	235 °C / 2 sec acc. to IEC 60068-2-20, Test Ta, method 1
Resistance to Soldering Heat	260 °C / 5 sec acc. to IEC 60068-2-20, Test Tb, method 1A
Resistance to Vibration	acc. to IEC 60068-2-6, test Fc

Approvals and Compliances


Detailed information on product approvals, code requirements, usage instructions and detailed test conditions can be looked up in [Details about Approvals](#)

SCHURTER products are designed for use in industrial environments. They have approvals from independent testing bodies according to national and international standards. Products with specific characteristics and requirements such as required in the automotive sector according to IATF 16949, medical technology according to ISO 13485 or in the aerospace industry can be offered exclusively with customer-specific, individual agreements by SCHURTER.

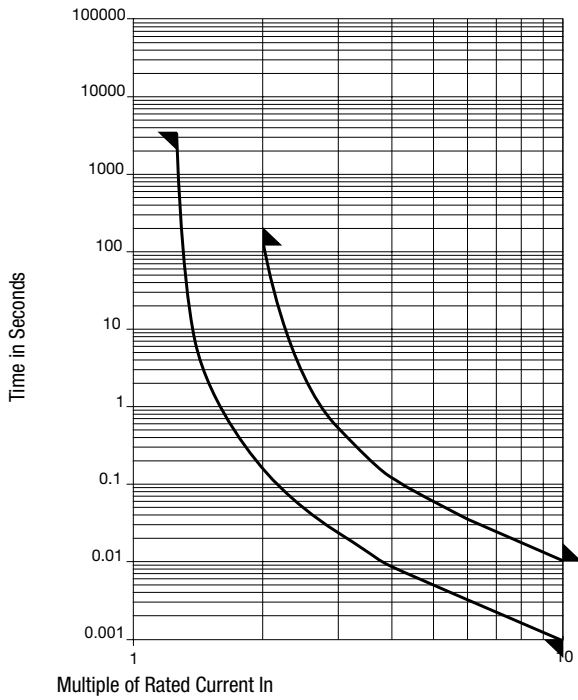
Approvals

The approval mark is used by the testing authorities to certify compliance with the safety requirements placed on electronic products.


Approval Reference Type: FRT 250F


Approval Logo	Certificates	Certification Body	Description
	UL Approvals	UL	UL File Number: E41599

Time-Current-Curves



All Variants


Rated Current [A]	Rated Voltage [VAC]	Breaking Capacity	Voltage Drop 1.0 I _n typ. [mV]	Power Dissipation 1.25 I _n typ. [mW]	Melting I ² t 10.0 I _n typ. [A ² s]		S	L	T	Order Number
0.16	250	1)	345	110	0.006	●	●			7100.1057.13
0.2	250	1)	300	190	0.01	●	●			7100.1058.13
0.25	250	1)	260	210	0.028	●	●			7100.1059.13
0.315	250	1)	270	240	0.04	●	●			7100.1060.13
0.4	250	1)	260	310	0.088	●	●			7100.1061.13
0.5	250	1)	115	110	0.058	●	●			7100.1062.13
0.63	250	1)	100	120	0.1	●	●			7100.1063.13
0.8	250	1)	95	150	0.21	●	●			7100.1064.13
1	250	2)	155	300	0.18	●	●			7100.1065.13
1.25	250	2)	150	360	0.28	●	●			7100.1066.13
1.6	250	2)	115	340	0.61	●	●			7100.1067.13
2	250	2)	112	450	1	●	●			7100.1068.13
2.5	250	3)	100	500	1.2	●	●			7100.1069.13
3.15	250	3)	90	520	2.4	●	●			7100.1070.13
4	250	3)	95	850	4.1	●	●			7100.1071.13
5	250	3)	90	800	7.2	●	●			7100.1072.13
6.3	250	4)	85	960	15	●	●			7100.1073.13
8	250	4)	80	1000	25	●	●			7100.1074.13
10	250	4)	75	1450	50	●	●			7100.1075.13
0.16	250	1)	345	110	0.006	●		●	●	7100.1157.13
0.16	250	1)	345	110	0.006	●		●	●	7100.1157.95
0.16	250	1)	345	110	0.006	●		●	●	7100.1157.96
0.2	250	1)	300	190	0.01	●		●	●	7100.1158.13
0.2	250	1)	300	190	0.01	●		●	●	7100.1158.95
0.2	250	1)	300	190	0.01	●		●	●	7100.1158.96
0.25	250	1)	260	210	0.028	●		●	●	7100.1159.13
0.25	250	1)	260	210	0.028	●		●	●	7100.1159.95

Rated Current [A]	Rated Voltage [VAC]	Breaking Capacity	Voltage Drop 1.0 I _n typ. [mV]	Power Dissipation 1.25 I _n typ. [mW]	Melting I ² t 10.0 I _n typ. [A ² s]		S	L	T	Order Number
0.315	250	1)	270	240	0.04	●	●	●	●	7100.1160.13
0.315	250	1)	270	240	0.04	●	●	●	●	7100.1160.95
0.315	250	1)	270	240	0.04	●	●	●	●	7100.1160.96
0.4	250	1)	260	310	0.088	●	●	●	●	7100.1161.13
0.4	250	1)	260	310	0.088	●	●	●	●	7100.1161.95
0.4	250	1)	260	310	0.088	●	●	●	●	7100.1161.96
0.5	250	1)	115	110	0.058	●	●	●	●	7100.1162.13
0.5	250	1)	115	110	0.058	●	●	●	●	7100.1162.95
0.5	250	1)	115	110	0.058	●	●	●	●	7100.1162.96
0.63	250	1)	100	120	0.1	●	●	●	●	7100.1163.13
0.63	250	1)	100	120	0.1	●	●	●	●	7100.1163.95
0.63	250	1)	100	120	0.1	●	●	●	●	7100.1163.96
0.8	250	1)	95	150	0.21	●	●	●	●	7100.1164.13
0.8	250	1)	95	150	0.21	●	●	●	●	7100.1164.95
0.8	250	1)	95	150	0.21	●	●	●	●	7100.1164.96
0.25	250	1)	260	210	0.028	●	●	●	●	7100.1159.96
1	250	2)	155	300	0.18	●	●	●	●	7100.1165.13
1	250	2)	155	300	0.18	●	●	●	●	7100.1165.95
1	250	2)	155	300	0.18	●	●	●	●	7100.1165.96
1.25	250	2)	150	360	0.28	●	●	●	●	7100.1166.13
1.25	250	2)	150	360	0.28	●	●	●	●	7100.1166.95
1.25	250	2)	150	360	0.28	●	●	●	●	7100.1166.96
1.6	250	2)	115	340	0.61	●	●	●	●	7100.1167.13
1.6	250	2)	115	340	0.61	●	●	●	●	7100.1167.95
1.6	250	2)	115	340	0.61	●	●	●	●	7100.1167.96
2	250	2)	112	450	1	●	●	●	●	7100.1168.13
2	250	2)	112	450	1	●	●	●	●	7100.1168.95
2	250	2)	112	450	1	●	●	●	●	7100.1168.96
2.5	250	3)	100	500	1.2	●	●	●	●	7100.1169.13
2.5	250	3)	100	500	1.2	●	●	●	●	7100.1169.95
2.5	250	3)	100	500	1.2	●	●	●	●	7100.1169.96
3.15	250	3)	90	520	2.4	●	●	●	●	7100.1170.13
3.15	250	3)	90	520	2.4	●	●	●	●	7100.1170.95
3.15	250	3)	90	520	2.4	●	●	●	●	7100.1170.96
4	250	3)	95	850	4.1	●	●	●	●	7100.1171.13
4	250	3)	95	850	4.1	●	●	●	●	7100.1171.95
4	250	3)	95	850	4.1	●	●	●	●	7100.1171.96
5	250	3)	90	800	7.2	●	●	●	●	7100.1172.13
5	250	3)	90	800	7.2	●	●	●	●	7100.1172.95
5	250	3)	90	800	7.2	●	●	●	●	7100.1172.96
6.3	250	4)	85	960	15	●	●	●	●	7100.1173.13
6.3	250	4)	85	960	15	●	●	●	●	7100.1173.95
6.3	250	4)	85	960	15	●	●	●	●	7100.1173.96
8	250	4)	80	1000	25	●	●	●	●	7100.1174.13
8	250	4)	80	1000	25	●	●	●	●	7100.1174.95
8	250	4)	80	1000	25	●	●	●	●	7100.1174.96
10	250	4)	75	1450	50	●	●	●	●	7100.1175.13
10	250	4)	75	1450	50	●	●	●	●	7100.1175.95
10	250	4)	75	1450	50	●	●	●	●	7100.1175.96

Availability for all products can be searched real-time: <https://www.schurter.com/en/Stock-Check/Stock-Check-SCHURTER>

1) UL: 35 A @ 250 VAC/DC / 10 kA @ 125 VAC, p.f. = 0.7 - 0.8

2) UL: 63 A @ 250 VAC/DC / 10 kA @ 125 VAC, p.f. = 0.7 - 0.8

Rated Current [A]	Rated Voltage [VAC]	Breaking Capacity	Voltage Drop 1.0 I _n typ. [mV]	Power Dissipation 1.25 I _n typ. [mW]	Melting I ² t 10.0 I _n typ. [A ² s]		S	L	T	Order Number
-------------------	---------------------	-------------------	---	---	--	---	---	---	---	--------------

3) UL: 63 A @ 250 VAC/DC

4) UL: 63 A @ 250 VAC

Packaging Unit		
.xx = .13 / S = Short Terminals	Plastic Bag (100 pcs.)	
.xx = .13 / L = Long Terminals	Plastic Bag (100 pcs.)	
.xx = .95 / T = Reeled	Taped 36 cm Reel (500 pcs.)	
.xx = .96 / T = Reeled	Taped 36 cm Reel (1000 pcs.)	

Looking for pricing, stock, or lifecycle information?

Click below to explore more details on WIN SOURCE:

- [View 7100.1063.13 on WIN SOURCE](#)
- [Schurter Inc. Information](#)

Optimize Your Supply Chain with WIN SOURCE Solutions

- ✓ Global Sourcing Solution
- ✓ Obsolete Management
- ✓ Cost Control Management
- ✓ Shortage Management
- ✓ Alternative Solution
- ✓ Excess Inventory Management