

Directional Coupler

We accomplish the advanced characteristics of Low Insertion Loss and High Isolation, the Miniaturization and High Performance by our μ -wave circuit simulation and fine line printing technologies.


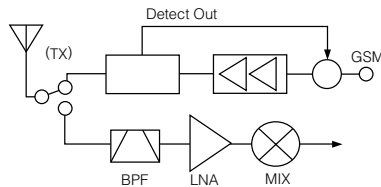
Features

- Miniature, thin (1.6 X 0.8 X t 0.55)
- Available for each frequency range (700 MHz to 2500 MHz)
- High isolation
- Integrated termination resistance available

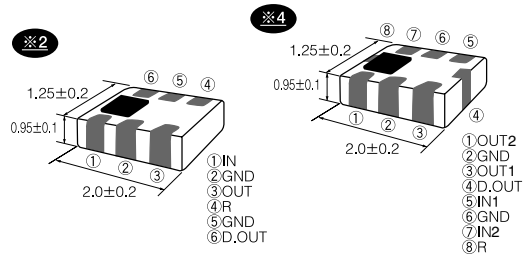
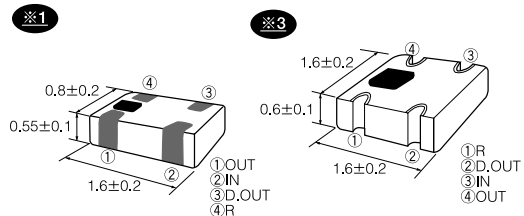
Recommended Applications

- Digital portable Telephone
- Dual mode Portable Telephone
- Personal handy-phone system
- Mobile communication system

Block Diagram



Dimensions in mm (not to scale)



Typical Characteristics

Part No.	EHFFD 1775D	EHFFD 1775E	EHFFD 1775F	EHFFD 1775K	EHFFD 1775L	EHFFD 1774D	EHFFD 1774E	EHFFD 1774F	EHFFD 1774K	EHFFD 1540	EHFFD 1549	EHFFD 1541	EHFFD 1542	EHFFD 1812
Frequency (MHz)	850 to 950	850 to 950	850 to 950	1750 to 1950	1750 to 1950	850 to 950	850 to 950	850 to 950	1750 to 1950	800 to 1000	800 to 1000	1800 to 2000	1850 to 1950	880 to 925 1700 to 1900
Insertion Loss (dB)	0.35 max.	0.25 max.	0.15 max.	0.4 max.	0.25 max.	0.4 max.	0.25 max.	0.15 max.	0.4 max.	0.25 max.	0.2 max.	0.35 max.	0.25 max.	0.4 max.
Coupled Value(dB)	14±1	17±1	20±1	14±1	17±1	14±1	17±1	20±1	14±1	17±2	20±2	14±2	20±1	19±1, 16±1
Isolation (dB)	22 min.	23 min.	30 min.	23 min.	27 min.	24 min.	25 min.	30 min.	25 min.	25 min.	25 min.	20 min.	26 min.	21 min.
VSWR	1.3 max.	1.3 max.	1.3 max.	1.3 max.	1.3 max.	1.3 max.	1.3 max.	1.3 max.	1.3 max.	1.3 max.	1.3 max.	1.3 max.	1.3 max.	1.5 max.
Size (mm)	1.6X0.8	1.6X0.8	1.6X0.8	1.6X0.8	1.6X0.8	2.0X1.25	2.0X1.25	2.0X1.25	2.0X1.25	1.6X1.6	1.6X1.6	1.6X1.6	1.6X1.6	2.0X1.25
Construction No.	※1	※1	※1	※1	※1	※2	※2	※2	※2	※3	※3	※3	※3	※4
Note														Dual

Design and specifications are subject to change without notice. Ask factory for technical specifications before purchase and/or use. Whenever a doubt about safety arises from this product, please contact us immediately for technical consultation.

Looking for pricing, stock, or lifecycle information?

Click below to explore more details on WIN SOURCE:

 [View EHF-FD1546 on WIN SOURCE](#)

 [Panasonic Information](#)

Optimize Your Supply Chain with WIN SOURCE Solutions

-  Global Sourcing Solution
-  Obsolete Management
-  Cost Control Management
-  Shortage Management
-  Alternative Solution
-  Excess Inventory Management