




**THE DATASHEET OF
AQV257MAX**



NAIS

**HE (High-function Economy)
Type
[1-Channel (Form A) Type]
—Soft-ON/OFF Operation—**

PhotoMOS RELAYS



FEATURES

- 1. Reducing switching-noise**
Smooth switching realized by Soft-ON/OFF operation.
- 2. Reducing inrush current generated in the circuit by Soft-ON operating function**
- 3. Reducing counter electromotive force by Soft-OFF operating function**
- 4. Controls low-level analog signals**

TYPICAL APPLICATIONS

- OCU (Official Channel Unit) line switching
- Need to eliminate inrush and counter electromotive force

TYPES

	Output rating*		Part No.				Packing quantity	
			Through hole terminal	Surface-mount terminal			Tube	Tape and reel
	Load voltage	Load current	Tube packing style	Tape and reel packing style				
				Picked from the 1/2/3-pin side	Picked from the 4/5/6-pin side			
AC/DC type	200 V	250 mA	AQV257M	AQV257MA	AQV257MAX	AQV257MAZ	1 tube contains 50 pcs. 1 batch contains 500 pcs.	1,000 pcs

*Indicate the peak AC and DC values.

Note: For space reasons, the package type indicator "X" and "Z" are omitted from the seal.

RATING

1. Absolute maximum ratings (Ambient temperature: 25°C 77°F)

Item		Symbol	Type of connection	AQV257M(A)	Remarks	
Input	LED forward current	I_F		50 mA		
	LED reverse voltage	V_R		3 V		
	Peak forward current	I_{FP}		1 A	$f = 100 \text{ Hz}$, Duty factor = 0.1%	
	Power dissipation	P_{in}		75 mW		
Output	Load voltage (peak AC)	V_L		200 V		
	Continuous load current	I_L		A	0.25 A	A connection: Peak AC, DC B, C connection: DC
				B	0.35 A	
				C	0.5 A	
	Peak load current	I_{peak}			0.75 A	A connection: 100 ms (1 shot), $V_L = \text{DC}$
Power dissipation	P_{out}		360 mW			
Total power dissipation		P_T		410 mW		
I/O isolation voltage		V_{iso}		1,500 V AC		
Temperature limits	Operating	T_{opr}		-40°C to +85°C -40°F to +185°F	Non-condensing at low temperatures	
	Storage	T_{stg}		-40°C to +100°C -40°F to +212°F		

AQV257M

2. Electrical characteristics (Ambient temperature: 25°C 77°F)

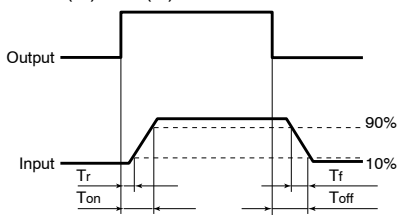
Item		Symbol	Type of connection	AQV257M(A)	Condition
Input	LED operate current	Typical	I _{Fon}	—	0.6 mA
		Maximum			2.0 mA
	LED turn off current	Minimum	I _{Foff}	—	0.2 mA
		Typical			0.5 mA
LED dropout voltage	Typical	V _F	—	1.14 V**	
	Maximum			1.5 V	
Output	On resistance	Typical	R _{on}	A	2.6 Ω
		Maximum			4 Ω
		Typical	R _{on}	B	1.4 Ω
		Maximum			2 Ω
	Typical	R _{on}	C	0.7 Ω	
	Maximum			1 Ω	
Off state leakage current	Maximum	I _{Leak}	—	1 μA	
Transfer characteristics	Switching speed	Turn on time*	T _{on}	—	5.1 ms
					Maximum
		Rise time*	T _r	—	1.0 ms
					Typical
		Turn off time*	T _{off}	—	3.2 ms
					Maximum
	Fall time*	T _f	—	0.6 ms	
				Typical	1.3 ms
	I/O capacitance	Typical	C _{iso}	—	0.8 pF
		Maximum			1.5 pF
Initial I/O isolation resistance	Minimum	R _{iso}	—	1,000 MΩ	

Note: Recommendable LED forward current I_F = 5 mA.

**1.25 V at I_F = 50 mA

For type of connection, see Page 444.

* Turn on (T_{on})/Turn off (T_{off}) time
Rise (T_r)/Fall (T_f) time



■ For Dimensions, see Page 440.

■ For Schematic and Wiring Diagrams, see Page 444.

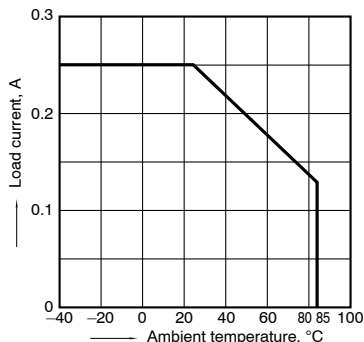
■ For Cautions for Use, see Page 449.

REFERENCE DATA

1. Load current vs. ambient temperature characteristics

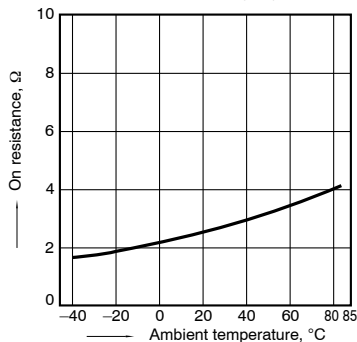
Allowable ambient temperature: -40°C to $+85^{\circ}\text{C}$
 -40°F to $+185^{\circ}\text{F}$;

Type of connection: A



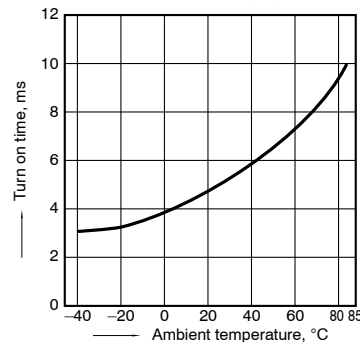
2. On resistance vs. ambient temperature characteristics

Sample: AQV257M; Measured portion: between terminals 4 and 6;
 LED current: 5 mA; Continuous load current: 250 mA (DC)



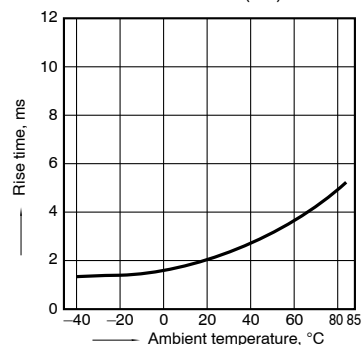
3. Turn on time vs. ambient temperature characteristics

Sample: AQV257M;
 LED current: 5 mA; Load voltage: 200 V (DC);
 Continuous load current: 250 mA (DC)



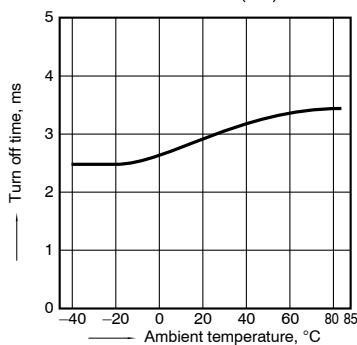
4. Rise time vs. ambient temperature characteristics

Sample: AQV257M;
 LED current: 5 mA; Load voltage: 200 V (DC);
 Continuous load current: 250 mA (DC)



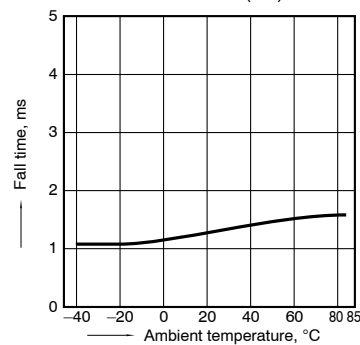
5. Turn off time vs. ambient temperature characteristics

Sample: AQV257M;
 LED current: 5 mA; Load voltage: 200 V (DC);
 Continuous load current: 250 mA (DC)



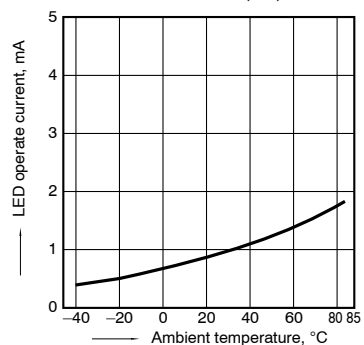
6. Fall time vs. ambient temperature characteristics

Sample: AQV257M;
 LED current: 5 mA; Load voltage: 200 V (DC);
 Continuous load current: 250 mA (DC)



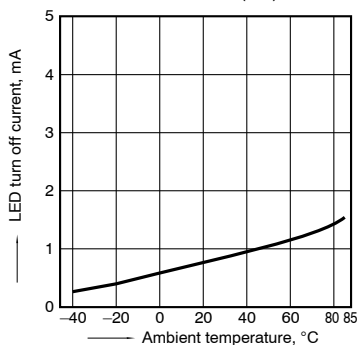
7. LED operate current vs. ambient temperature characteristics

Sample: AQV257M; Load voltage: 200 V (DC);
 Continuous load current: 250 mA (DC)



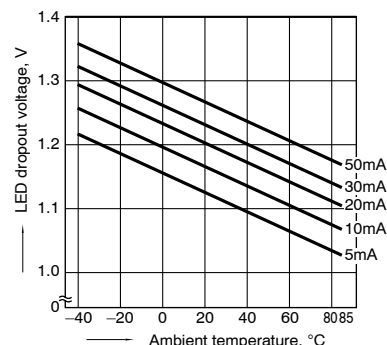
8. LED turn off current vs. ambient temperature characteristics

Sample: AQV257M; Load voltage: 200 V (DC);
 Continuous load current: 250 mA (DC)



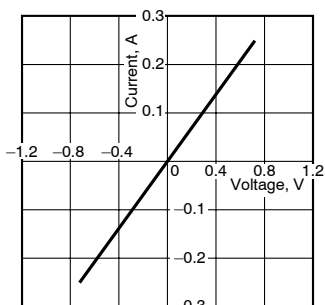
9. LED dropout voltage vs. ambient temperature characteristics

LED current: 5 to 50 mA



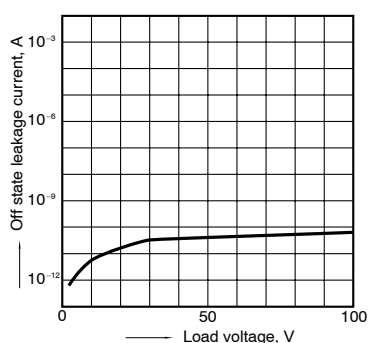
10. Voltage vs. current characteristics of output at MOS portion

Measured portion: between terminals 4 and 6;
 Ambient temperature: 25°C 77°F



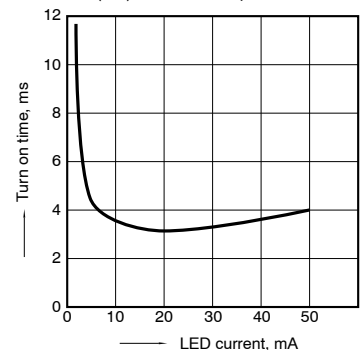
11. Off state leakage current

Sample: AQV257M;
 Measured portion: between terminals 4 and 6;
 Ambient temperature: 25°C 77°F



12. LED forward current vs. turn off time characteristics

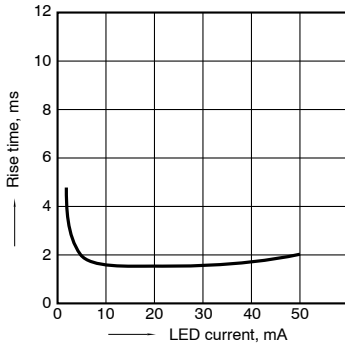
Sample: AQV257M; Measured portion: between terminals 4 and 6; Load voltage: 200 V (DC); Continuous load current: 250 mA (DC); Ambient temperature: 25°C 77°F



AQV257M

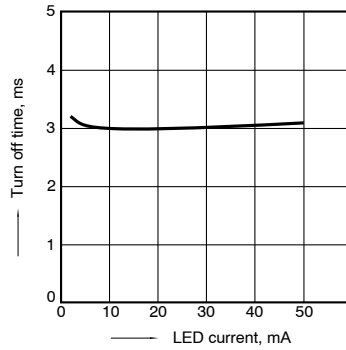
13. LED current vs. rise time characteristics

Sample: AQV257M;
Measured portion: between terminals 4 and 6;
Load voltage: 200 V (DC);
Continuous load current: 250 mA (DC);
Ambient temperature: 25°C 77°F



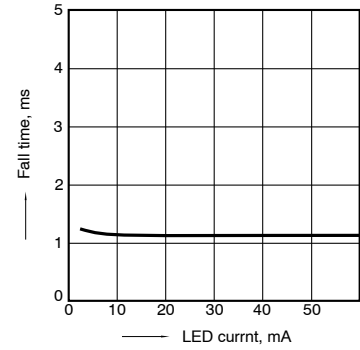
14. LED forward current vs. turn off time characteristics

Sample: AQV257M;
Measured portion: between terminals 4 and 6;
Load voltage: 200 V (DC);
Continuous load current: 250 mA (DC);
Ambient temperature: 25°C 77°F



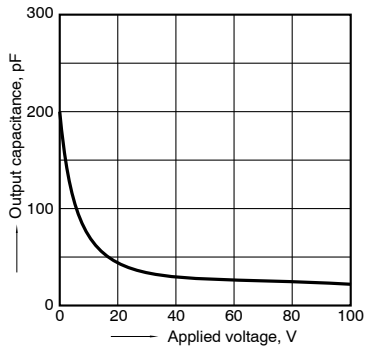
15. LED current vs. fall time characteristics

Sample: AQV257M;
Measured portion: between terminals 4 and 6;
Load voltage: 200 V (DC);
Continuous load current: 250 mA (DC);
Ambient temperature: 25°C 77°F





16. Applied voltage vs. output capacitance characteristics

Measured portion: between terminals 4 and 6;
Frequency: 1 MHz; Ambient temperature: 25°C 77°F



Looking for pricing, stock, or lifecycle information?

Click below to explore more details on WIN SOURCE:

-  [View AQV257MAX on WIN SOURCE](#)
-  [Panasonic Information](#)

Optimize Your Supply Chain with WIN SOURCE Solutions

-  Global Sourcing Solution
-  Obsolete Management
-  Cost Control Management
-  Shortage Management
-  Alternative Solution
-  Excess Inventory Management