



**THE DATASHEET OF
ACPM-9040-TR2**



ACPM-9040-TR2

LTE Band 40 GPIO APT PA

2.0 mm × 2.5 mm

Power Amplifier Module

Product Brief

Description

The ACPM-9040 is a fully matched 10-pin surface mount power amplifier module developed for LTE Band40, and it meets stringent linearity power up to LTE (MPR=0 dBm) 28.4 dBm. The 2 mm × 2.5 mm form-factor package is self contained, incorporating 50-ohm input and output matching networks.

The ACPM-9040 features CoolPAM circuit technology that supports two power modes—low and high. The CoolPAM is a stage bypass technology that enhances PAE (power added efficiency) at low power range. The stage bypass feature enhances PAE further at low output range, and it enables the PA to have exceptionally low quiescent current. Without a DC-DC converter, it dramatically saves average current consumption, extends the talk time of mobiles, and prolongs a battery life. It can be used with APT (average power tracking) operation to reduce the power consumption when VCC1 is connected to the battery and VCC2 is connected to a DC-DC converter, which adjusts the VCC2 voltage according to the output power level.

A directional coupler is integrated into the module, and both coupling and isolation ports are available externally, which support a daisy chain. The integrated coupler has excellent coupler directivity, which minimizes the coupled output power variation or delivered power variation caused by a load mismatch from the antenna.

The power amplifier is manufactured on an advanced InGaP HBT (hetero-junction bipolar transistor) MMIC (microwave monolithic integrated circuit) technology that offers state-of-the-art reliability, temperature stability, and ruggedness.

Features

- Thin package (0.82 mm typical)
- Excellent linearity
- Two-mode power control with Vmode
- Compatible with APT
- High efficiency at maximum output power
- Ten-pin surface mounting package
- Internal 50-ohm matching networks for both RF input and output
- Integrated coupler
 - Coupler and isolation ports for a daisy chain
- Green – Lead-free and RoHS compliant

Applications

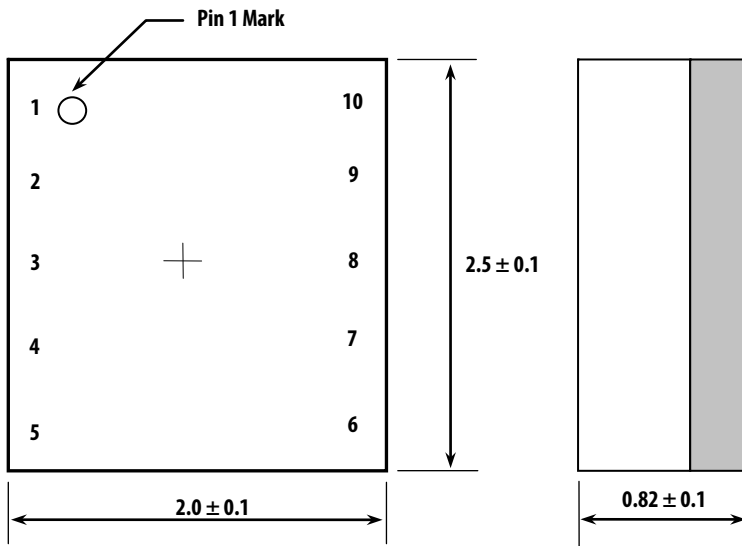
- Band 40 TD-LTE

Ordering Information

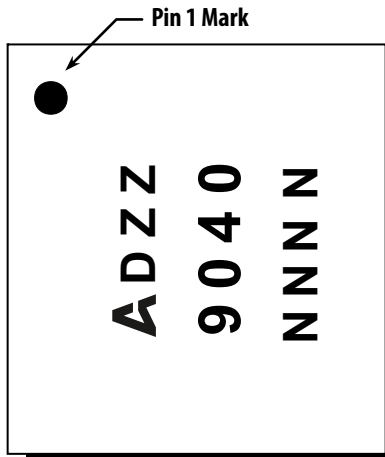
Part Number	Number of Devices	Container
ACPM-9040-TR2	1,000	178 mm (7 in.) tape/reel

Package Dimensions

All dimensions are in millimeters.



Marking Specification



- D – Date Code
- ZZ – Assembly Lot Identification
- 9040 – Device Code

PIN Description

Pin #	Name	Description
1	VCC1	DC supply voltage, connect to bias circuitry with a fixed voltage (higher than 3.2V)
2	RFIN	RF input
3	GND	GND
4	Vmode	Mode control
5	Ven	PA enable
6	CPL	Coupling port of the coupler
7	GND	Ground
8	ISO	Isolation port of the coupler
9	RFOUT	RF output
10	VCC2	DC supply voltage, connect to the RF stages' collector to which APT is applied (0.5V~3.5V)

For product information and a complete list of distributors, please go to our web site:

www.avagotech.com

Avago, Avago Technologies, and the A logo are trademarks of Avago Technologies in the United States and other countries. All other brand and product names may be trademarks of their respective companies.

Data subject to change. Copyright © 2015 Avago Technologies. All Rights Reserved.



AV02-4842EN – 2015-03-24

AVAGO
TECHNOLOGIES



Looking for pricing, stock, or lifecycle information?

Click below to explore more details on WIN SOURCE:

-  [View ACPM-9040-TR2 on WIN SOURCE](#)
-  [Broadcom Limited Information](#)

Optimize Your Supply Chain with WIN SOURCE Solutions

-  Global Sourcing Solution
-  Obsolete Management
-  Cost Control Management
-  Shortage Management
-  Alternative Solution
-  Excess Inventory Management