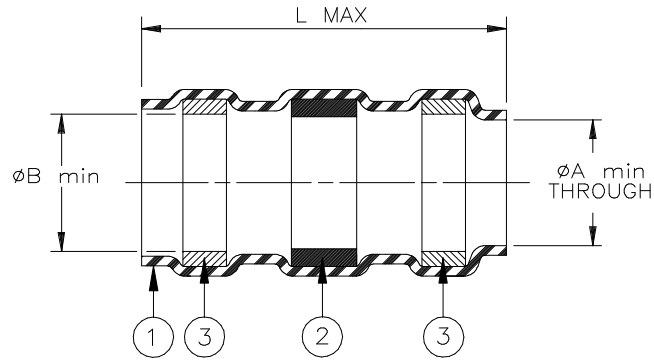


SPECIFICATION CONTROL DRAWING



Product Revision		Product Dimensions			Cable Dimensions					
Product Name		øA min	øB min	L max	D max	øE min	øF min	øG max	H±0.5 (H±0.020)	J±0.5 (J±0.020)
B-150-03	D	2.5 (0.098)	3.0 (0.118)	24.5 (0.964)	3.0 (0.118)	1.5 (0.059)	1.0 (0.039)	2.5 (0.098)	6.0 (0.236)	7.0 (0.275)
B-150-05	F	4.3 (0.169)	4.8 (0.189)	29.3 (1.153)	4.8 (0.189)	2.0 (0.078)	1.5 (0.059)	4.3 (0.169)	8.0 (0.315)	9.0 (0.354)
B-150-07	F	6.8 (0.267)	7.3 (0.287)	32.5 (1.279)	7.3 (0.287)	3.3 (0.130)	2.8 (0.110)	6.8 (0.267)	10.0 (0.393)	11.0 (0.433)
B-150-11	E	10.8 (0.425)	11.5 (0.452)	35.5 (1.397)	11.5 (0.452)	4.5 (0.177)	4.0 (0.157)	10.8 (0.425)	12.0 (0.472)	13.0 (0.512)
B-150-13	A	13.0 (0.512)	15.1 (0.594)	45.5 (1.79)	15.1 (0.594)	7.0 (0.275)	6.5 (0.256)	13.0 (0.512)	16.0 (0.630)	17.0 (0.669)
B-150-17	A	17.0 (0.669)	19.0 (0.748)	55.5 (2.165)	18.0 (0.748)	9.0 (0.354)	8.0 (0.315)	16.0 (0.630)	21.0 (0.827)	23.0 (0.905)
B-150-23	A	22.5 (0.885)	24.5 (0.964)	80.0 (3.149)	23.5 (0.925)	12.0 (0.472)	11.0 (0.433)	21.5 (0.846)	29.0 (1.142)	31.0 (1.220)
B-150-33	B	33.0 (1.299)	35.0 (1.380)	80.0 (3.149)	34.0 (1.338)	19.0 (0.748)	17.0 (0.689)	32.0 (1.259)	29.0 (1.142)	31.0 (1.220)

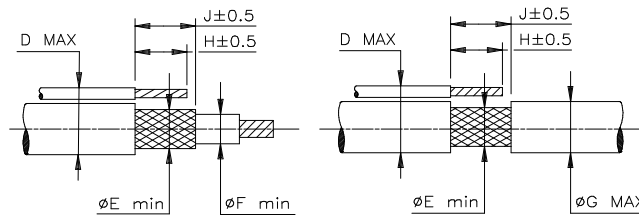
MATERIALS

- INSULATION SLEEVE: Heat-shrinkable, transparent clear, radiation cross-linked modified polyolefin.
- SOLDER PREFORM WITH FLUX.
SOLDER: TYPE Cd18 per ANSI-J-STD-006.
FLUX: TYPE ROM1 per ANSI-J-STD-004.
- MELTABLE SEALING RINGS: Thermally stabilized thermoplastic.

APPLICATION

- These controlled soldering devices are designed for termination of a bare or tin plated copper shield on a cable having an insulation rated for at least +85°C.
- Temperature range: -55°C to +125°C.
For installation procedure and application equipment, consult RPIP-688-00.

For best results, prepare the cable as shown:




* A trademark of TE connectivity.

		THERMOFIT DEVICES	TE Connectivity 300 Constitution Drive Menlo Park, CA 94025 USA	TITLE: SOLDERSLLEEVE* DEVICE LOW-FIRE-HAZARD SHIELD TERMINATION LOW TEMPERATURE			
UNLESS OTHERWISE SPECIFIED DIMENSIONS ARE IN MILLIMETERS. INCHES DIMENSIONS ARE BETWEEN BRACKETS.				DOCUMENT NO : B-150-XX			
TOLERANCES: 0.00 N/A 0.0 N/A 0 N/A	ANGLES: N/A	TE Connectivity reserves the right to amend this drawing at any time. Users should evaluate the suitability of the product for their application.		DCR NUMBER: D980574		REPLACES: B150XX	
DRAWN BY: M. FORONDA	DATE: 06/29/98	REV. SEE TABLE	DOC ISSUE: 3	SCALE: None	SIZE: A	SHEET: 1 of 1	

Print Date: 11-May-11 If this document is printed it becomes uncontrolled. Check for the latest revision.

Looking for pricing, stock, or lifecycle information?

Click below to explore more details on WIN SOURCE:

 [View B-150-13](#) on WIN SOURCE

 [TE Connectivity](#) Information

Optimize Your Supply Chain with WIN SOURCE Solutions

-  Global Sourcing Solution
-  Obsolete Management
-  Cost Control Management
-  Shortage Management
-  Alternative Solution
-  Excess Inventory Management