



THE DATASHEET OF TR2/1025FA500MA



Description

- Surface Mount
- Environmentally rugged, satisfies the EIA/IS-722 Standard
- Solder Immersion Compatible
- Targeted for Consumer Electronics

ELECTRICAL CHARACTERISTICS	
% of Amp Rating	Opening Time
100%	4 Hours Minimum
200% (250mA-5A)	5 Seconds Maximum
250% (250mA-5A fuse)	1 Second Maximum
200% (7A-15A fuse)	20 Seconds Maximum
250% (7A-15A fuse)	4 Seconds Maximum

Note: 30vdc constant current source required for 200% overload tests on 250ma-1a.

Agency Information

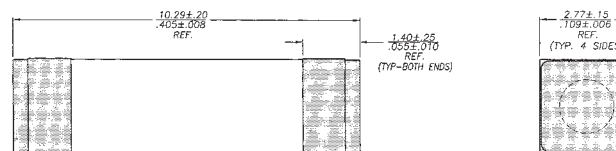
- UL Recognition Guide & File numbers: JDYX2 & E19180 (250mA - 15A)
- CSA Component Acceptance: File # 053787 C000, Class # 1422 30

Environmental Data

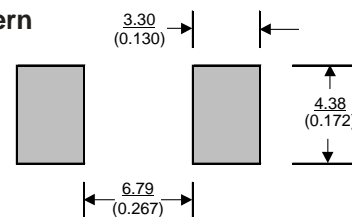
- Life Test: MIL-STD-202, Method 108A, Test Condition D
- Load Humidity: MIL-STD-202, Method 103B
- Moisture Resistance: MIL-STD-202, Method 106E
- Terminal Strength: MIL-STD-202, Method 211A
- Thermal Shock: MIL-STD-202, Method 107D, air-to-air
- Case Resistance: EIA/IS-722
- Resistance to Dissolution of Metallization: ANSI J-STD-002, Test D
- Mechanical Shock: MIL-STD-202, Method 213B with exceptions per EIA/IS-722 Standard
- High Frequency Vibration: MIL-STD-202, Method 204D, Test Condition D
- Resistance to Solvents: MIL-STD-202, Method 215A



Dimensions mm/(inches)
Drawing Not to Scale



Land Pattern



Soldering Method

- Wave Solder: 260°C, 10 sec max.
- Infrared Reflow: 260°C, 30 sec max.

Ordering

- Specify product code and packaging code

SPECIFICATIONS

Product Code	Voltage Rating		Interrupting Rating*			DC Cold Resistance** (ohms) Typical	Typical Melting I [†] †	Typical Voltage Drop‡	Marking Code‡‡		
	AC	DC	250VAC	125VDC	60VDC				1 st & 2 nd	3 rd	
1025FA250mA	250V	125V	50A	50A	-	5.0000	0.1212	2019 mV	AD	U, T or S	
1025FA500mA	250V	125V	50A	50A	-	1.2000	0.0415	1500 mV	AF		
1025FA750mA	250V	125V	50A	50A	-	0.6000	0.143	880 mV	AG		
1025FA1A	250V	125V	50A	50A	-	0.3000	1.750	560 mV	AH		
1025FA1.5A	250V	125V	50A	50A	-	0.1040	1.460	260 mV	AK		
1025FA2A	250V	125V	50A	50A	-	0.0800	6.086	258 mV	AN		
1025FA2.5A	250V	125V	50A	50A	-	0.0510	8.48	232 mV	AO		
1025FA3A	250V	125V	50A	50A	-	0.0390	18.15	205 mV	AP		
1025FA3.5A	250V	125V	50A	50A	-	0.0300	17.83	185 mV	AR		
1025FA4A	250V	125V	50A	50A	-	0.0270	23.32	190 mV	AS		
1025FA5A	250V	125V	50A	50A	-	0.0200	38.74	180 mV	AT		
1025FA7A	250V	60V	50A	50A	-	0.0116	138	150 mV	AU		
1025FA10A	250V	60V	50A	50A	-	0.0076	457	146 mV	AW		
1025FA12A	250V	60V	50A	-	50A	0.0550	498	120 mV	AX		
1025FA15A	250V	60V	50A	-	50A	0.0041	1451	110 mV	AY		

* AC Interrupting Rating (Measured at designated voltage, 100% power factor random closing); DC Interrupting Rating (Measured at designated voltage, time constant of less than 50 microseconds, battery source)

** DC Cold Resistance (Measured at ≤10% of rated current)

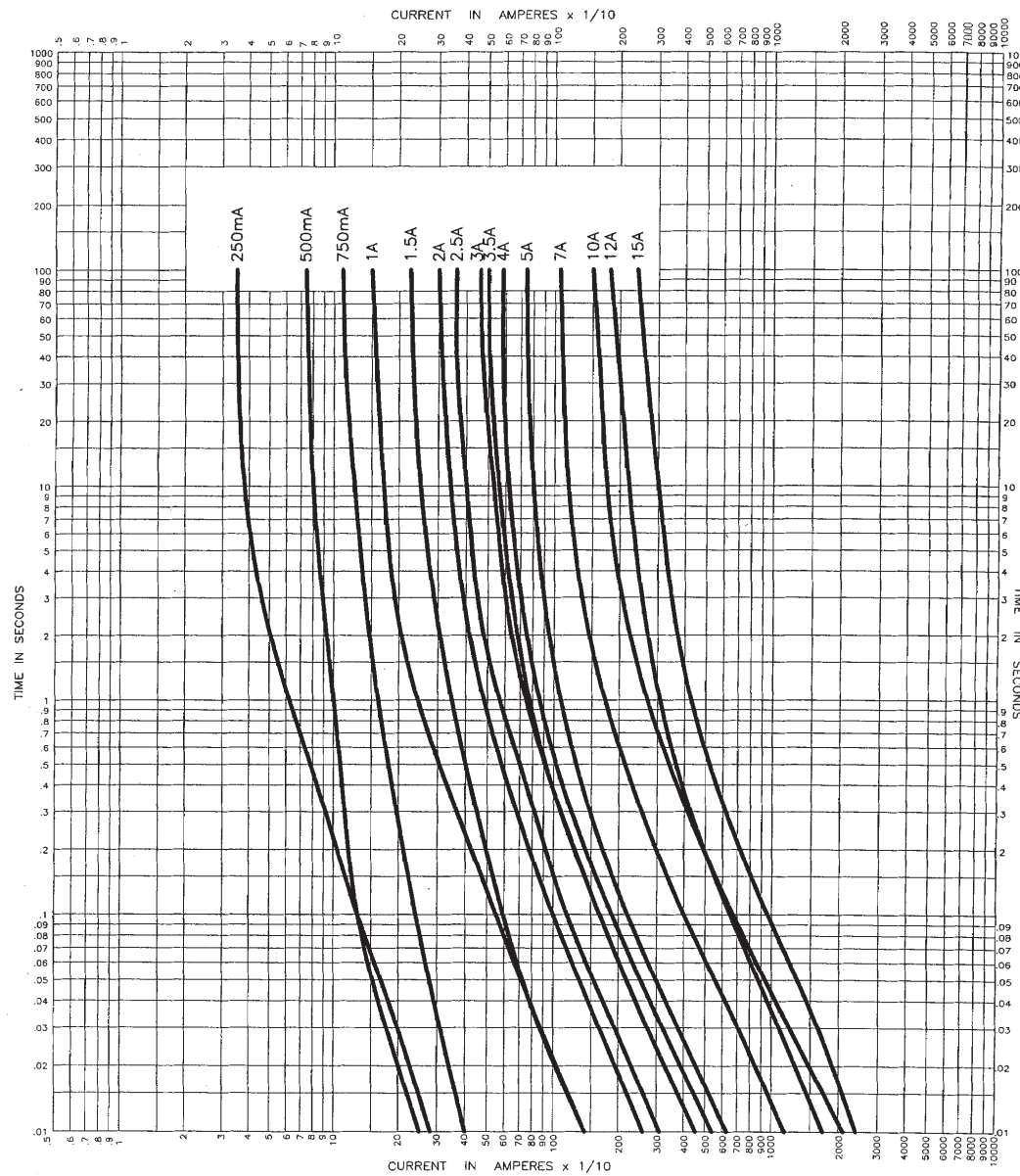
† Typical Melting I[†] (Measured with a battery bank at rated DC voltage, 10x-rated current, but not exceeding the interrupting rating. Time constant of calibrated circuit less than 50 microseconds). Test current not to exceed interrupting rating of 50A.

‡ Typical Voltage Drop (Measured at rated current after temperature stabilizes)

‡‡ Marking Code - 3rd (U = USA, T = Taiwan and S = China)

• Device designed to carry rated current for four hours minimum. An operating current of 80% or less of rated current is recommended, with further derating required at elevated ambient temperatures.



TIME CURRENT CURVE








PACKAGING CODE	
Packaging Code	Description
SP1	50 piece sample
TR2	2,500 pieces of fuses on 24mm tape-and-reel on 13 inch (330mm) reel per EIA Standard 481

Looking for pricing, stock, or lifecycle information?

Click below to explore more details on WIN SOURCE:

-  [View TR2/1025FA500MA on WIN SOURCE](#)
-  [Eaton Bussmann Information](#)

Optimize Your Supply Chain with WIN SOURCE Solutions

-  Global Sourcing Solution
-  Obsolete Management
-  Cost Control Management
-  Shortage Management
-  Alternative Solution
-  Excess Inventory Management