



Single Key Capacitive Touch Controllers

The AT42QT101x single key capacitive touch controller family provide touch key replacements for mechanical buttons. The ICs are low cost, and as such can be added to designs with minimal impact on the bill of materials.

Each Device has Different Operation:

- AT42QT1010 (QT1010)
Single key with timer to reset “stuck key” condition.
- AT42QT1011 (QT1011)
Single key with no reset timer.
- AT42QT1012 (QT1012)
Single key with touch-on/touch off or “toggle” operation and power down timer

The Devices have the following Features in Common


- 2.9 mm x 1.6 mm SOT-23 package
- Low power consumption (17 μ A at 1.8V)
- Low cost
- Easy to implement
- Range of response speed settings
- Can be configured for use as a proximity sensor

AT42QT1010 and AT42QT1011

The AT42QT1010 and AT42QT1011 are identical apart from their behavior when the sensor is “in detect” for an extended period.

The AT42QT1010 has a “maximum on” duration of ~ 60s. If there is an obstruction on the sensor, the device output will go low after the “maximum on” detection period, so that subsequent touches can be detected.

The AT42QT1011 has no timer and the device will remain on whilst the sensor is activate.



Speed Settings

The AT42QT1010 and AT42QT1011 have three speed settings:

- For devices where a quick response is required, a fast response setting is available with a 12.2 ms maximum response time.
- It is also possible to set up the device for low power consumption, at the expense of a slower response time of up to 88.6 ms.
- A third option is to synchronize the device to an external clock which makes it possible to synchronize several ICs in the same device. This technique can be used to enhance noise immunity by syncing to a noise source such as mains. The response time is then dependent on the external clock.

When the device is in low power mode or when the synchronisation mode is selected, a HeartBeat™ output is available. This provides a pulse whilst the device isn't in detect which can be used to verify the device is working correctly.

AT42QT1012

The device is similar to the AT42QT1010 and AT42QT1011 but it has touch-on/touch-off (toggle) functionality and a power down timer.

Auto Off Timers

The QT1012 has a number of options for automatic power down which can be used to conserve power in situations where the device could be left on inadvertently. There are predefined power down settings which can be used to power the device down after 15 minutes or 60 minutes. There is also the option for no power down timer so the device remains on until touched again.

Single-Key Touch Controllers

AT42QT1010

Single button or proximity sensor

Prolonged touch timeout after 60 seconds

AT42QT1011

Single button or proximity sensor

No power down, remains active while touch present

AT42QT1012

Single button or proximity sensor

Toggle (touch on/off) functionality

Power down after configurable time period

Headquarters

Atmel Corporation
2325 Orchard Parkway
San Jose, CA 95131
USA
Tel: (1) 408 441-0311
Fax: (1) 408 487-2600

International

Atmel Asia
Unit 01-05 & 16, 19/F
BEA Tower, Millennium City 5
418 Kwun Tong Road
Kwun Tong, Kowloon
Hong Kong
Tel: (852) 2245-6100
Fax: (852) 2722-1369

Atmel Europe
Le Krebs
8, Rue Jean-Pierre Timbaud
BP 309
78054 St Quentin-en-
Yvelines Cedex
France
Tel: (33) 1-30-60-70-00
Fax: (33) 1-30-60-71-11

Atmel Japan
9F, Tonetsu Shinkawa Bldg.
1-24-8 Shinkawa
Chuo-ku, Tokyo 104-0033
Japan
Tel: (81) 3-3523-3551
Fax: (81) 3-3523-7581

Product Contact

Product Line
email touch@atmel.com

Literature Requests
www.atmel.com/literature

Web Site
www.atmel.com

Specifications

System	
Number of Keys	1
Number of I/O lines	1 output channel
Key outline sizes	6 mm x 6 mm recommended or arbitrary shape
Signal processing	Noise filtering, self calibration on startup, automatic drift compensation

Recommended Operating Conditions	AT42QT1010	AT42QT1011	AT42QT1012
Power Supply	1.8V-5.5V	1.8V-5.5V	1.8V-5.5V
Power Supply Ripple + Noise	20 mV	20 mV	20mV

Environmental Specifications			
Operating Temperature	-40 to 85°C	-40 to 85°C	-40 to 85°C
Storage Temperature	-65 to 150°C	-65 to 150°C	-65 to 150°C

DC Specifications			
Supply Current (Slow mode)	17 µA	17 µA	31.5 µA
Supply Current (Fast mode) (1.8V Supply Current)	219 µA (1.8V Supply Current)	219 µA (1.8V Supply Current)	N/A

Package Options			
6-pin	2.9 mm x 1.6 mm SOT-23	2.9 mm x 1.6 mm SOT-23	2.9 mm x 1.6 mm SOT-23

Visit <http://www.atmel.com/singletouch> for more information

<http://www.atmel.com/touch>

Device selection guides, Datasheets, Application Notes, Tools, Software

© 2010 Atmel Corporation. All rights reserved.

Atmel®, Atmel logo and combinations thereof, QTouch® and others are registered trademarks or trademarks of Atmel Corporation or its subsidiaries. Other terms and product names may be trademarks of others.



Rev.: 8287A-AT42-02/10

Disclaimer: The information in this document is provided in connection with Atmel products. No license, express or implied, by estoppel or otherwise, to any intellectual property right is granted by this document or in connection with the sale of Atmel products, EXCEPT AS SET FORTH IN ATMEL'S TERMS AND CONDITIONS OF SALES LOCATED ON ATMEL'S WEB SITE. ATMEL ASSUMES NO LIABILITY WHATSOEVER AND DISCLAIMS ANY EXPRESS, IMPLIED OR STATUTORY WARRANTY RELATING TO ITS PRODUCTS INCLUDING, BUT NOT LIMITED TO, THE IMPLIED WARRANTY OF MERCHANTABILITY, FITNESS FOR A PARTICULAR PURPOSE, OR NON-INFRINGEMENT. IN NO EVENT SHALL ATMEL BE LIABLE FOR ANY DIRECT, INDIRECT, CONSEQUENTIAL, PUNITIVE, SPECIAL OR INCIDENTAL DAMAGES (INCLUDING, WITHOUT LIMITATION, DAMAGES FOR LOSS AND PROFITS, BUSINESS INTERRUPTION, OR LOSS OF INFORMATION) ARISING OUT OF THE USE OR INABILITY TO USE THIS DOCUMENT, EVEN IF ATMEL HAS BEEN ADVISED OF THE POSSIBILITY OF SUCH DAMAGES. Atmel makes no representations or warranties with respect to the accuracy or completeness of the contents of this document and reserves the right to make changes to specifications and products descriptions at any time without notice. Atmel does not make any commitment to update the information contained herein. Unless specifically provided otherwise, Atmel products are not suitable for, and shall not be used in, automotive applications. Atmel's products are not intended, authorized, or warranted for use as components in applications intended to support or sustain life.



Looking for pricing, stock, or lifecycle information?

Click below to explore more details on WIN SOURCE:

-  [View AT42QT1010-MAHR on WIN SOURCE](#)
-  [Microchip Technology](#) Information

Optimize Your Supply Chain with WIN SOURCE Solutions

-  Global Sourcing Solution
-  Obsolete Management
-  Cost Control Management
-  Shortage Management
-  Alternative Solution
-  Excess Inventory Management