



**THE DATASHEET OF
LL1608-F12NK**



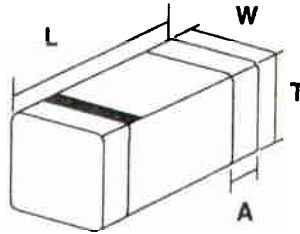
TYPE LL1608F

For Reflow Soldering

Inductance Range: 1.2-100nH

Temperature Coefficient: +250ppm/°C

Temperature Range: -40°C +100°C



Type	L (mm)	W (mm)	T (mm)	A (mm)
LL1608	1.6±0.15	0.8±0.15	0.8±0.15	0.3±0.2

Features

- Laminated ceramic allows high SRF
- Miniature size (1.6mm x 0.8mm)
- Packaged on tape and reel
- Q: 30 Typical (at 800MHz)

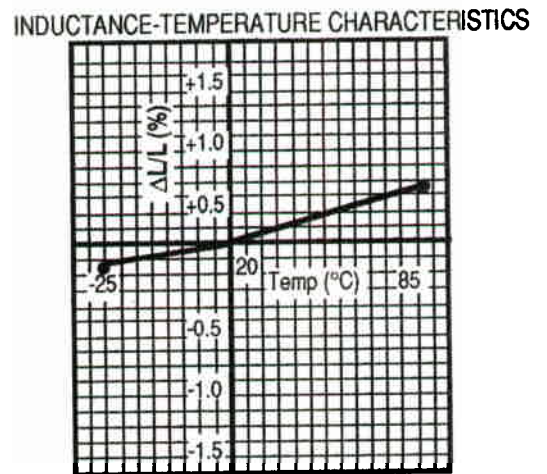
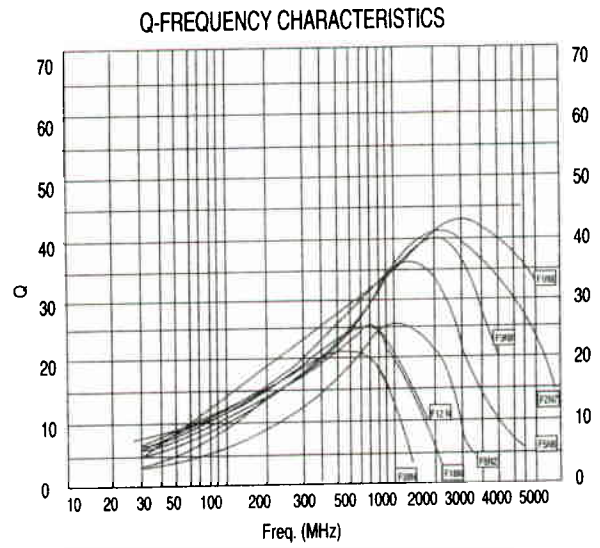
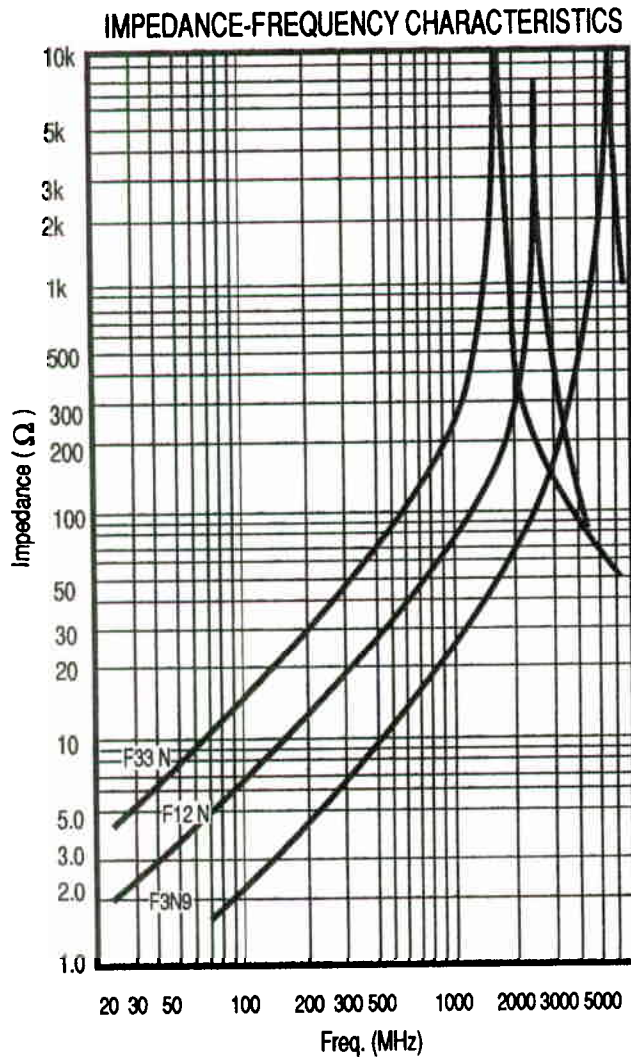
STANDARD PARTS SELECTION GUIDE

TYPE LL1608F

TOKO Part Number	Lo (nH)	L Tol.	Q Typical (MHz)		SRF MHz (typ)	RDCΩ (max.)	IDC mA (max.)	Qty/reel
			100	800				
LL1608-F1N2S	1.2	S	10	40	>6000	0.10	300	4000
LL1608-F1N5S	1.5	S	10	38	>6000	0.10	300	4000
LL1608-F1N8S	1.8	S	10	36	>6000	0.12	300	4000
LL1608-F2N2S	2.2	S	10	34	>6000	0.16	300	4000
LL1608-F2N7S	2.7	S	10	32	>6000	0.20	300	4000
LL1608-F3N3_*	3.3	S,K,M	10	30	5700	0.22	300	4000
LL1608-F3N9_*	3.9	S,K,M	10	32	5600	0.25	300	4000
LL1608-F4N7_*	4.7	S,K,M	10	32	4800	0.28	300	4000
LL1608-F5N6_*	5.6	S,K,M	10	32	4350	0.29	300	4000
LL1608-F6N8_*	6.8	J,K,M	11	32	3750	0.30	300	400
LL1608-F8N2_*	8.2	J,K,M	11	28	3300	0.33	300	400
LL1608-F10N_*	10.0	J,K,M	11	31	2850	0.35	300	4000
LL1608-F12N_*	12.0	J,K,M	11	30	2700	0.40	300	4000
LL1608-F15N_*	15.0	J,K,M	11	26	2400	0.45	300	4000
LL1608-F18N_*	18.0	J,K,M	11	25	2050	0.50	300	4000
LL1608-F22N_*	22.0	J,K,M	14	30	1850	0.55	300	4000
LL1608-F27N_*	27.0	J,K,M	14	26	1750	0.60	300	4000
LL1608-F33N_*	33.0	J,K,M	14	24	1500	0.65	300	4000
LL1608-F39N_*	39.0	J,K,M	14	20	1350	0.70	300	4000
LL1608-F47N_*	47.0	J,K,M	14	18	1200	0.90	300	4000
LL1608-F56N_*	56.0	J,K,M	15	14	1100	1.00	300	4000
LL1608-F68N_*	68.0	J,K,M	16	18	1000	1.50	300	4000
LL1608-F82N_*	82.0	J,K,M	15	18	900	2.00	300	4000
LL1608-FR10_*	100.0	J,K,M	15	3	830	2.50	300	4000

*Add tolerance to part number: S=±0.3nH, J=±5%, K=±10%, M=±20%

ELECTRICAL CHARACTERISTICS



Looking for pricing, stock, or lifecycle information?

Click below to explore more details on WIN SOURCE:

 [View LL1608-F12NK on WIN SOURCE](#)

 [Toko America Inc. Information](#)

Optimize Your Supply Chain with WIN SOURCE Solutions

-  Global Sourcing Solution
-  Obsolete Management
-  Cost Control Management
-  Shortage Management
-  Alternative Solution
-  Excess Inventory Management