



**THE DATASHEET OF  
SMB10J26CA R5G**



## 1000W Surface Mount Transient Voltage Suppressor

### FEATURES

- Low profile package
- Ideal for automated placement
- Glass passivated junction
- Excellent clamping capability
- Fast response time: typically less than 1.0ps
- Compliant to RoHS Directive 2011/65/EU and in accordance to WEEE 2002/96/EC
- Halogen-free according to IEC 61249-2-21



**DO-214AA (SMB)**

### MECHANICAL DATA

**Case:** DO-214AA (SMB)

Molding compound: UL flammability classification rating 94V-0

Moisture sensitivity level: level 1, per J-STD-020

Part no. with suffix "H" means AEC-Q101 qualified

Packing code with suffix "G" means green compound (halogen-free)

**Terminal:** Matte tin plated leads, solderable per JESD22-B102

Meet JESD 201 class 2 whisker test

**Weight:** 0.11 g (approximately)

| MAXIMUM RATINGS AND ELECTRICAL CHARACTERISTICS (T <sub>A</sub> =25°C unless otherwise noted) |                                      |              |      |
|--|--------------------------------------|--------------|------|
| PARAMETER  | SYMBOL                               | VALUE        | UNIT |
| Peak power dissipation at T <sub>A</sub> =25°C, tp=1ms (Note 1)                              | P <sub>PK</sub>                      | 1000         | W    |
| Steady state power dissipation   | P <sub>D</sub>                       | 5            | W    |
| Peak forward surge current, 8.3 ms single half sine-wave superimposed on rated load          | I <sub>FSM</sub>                     | 100          | A    |
| Maximum instantaneous forward voltage at 50 A for unidirectional only                        | V <sub>F</sub>                       | 3.5          | V    |
| Typical thermal resistance   | R <sub>θJL</sub><br>R <sub>θJA</sub> | 20<br>100    | °C/W |
| Operating junction temperature range   | T <sub>J</sub>                       | - 55 to +175 | °C   |
| Storage temperature range  | T <sub>STG</sub>                     | - 55 to +175 | °C   |

Note 1: Non-repetitive current pulse per fig. 3 and derated above T<sub>A</sub>=25°C per fig. 2

Devices for bipolar applications

1. For bidirectional use CA suffix

| ORDERING INFORMATION |                 |              |                         |         |                          |
|----------------------|-----------------|--------------|-------------------------|---------|--------------------------|
| PART NO.             | PART NO. SUFFIX | PACKING CODE | PACKING CODE SUFFIX (*) | PACKAGE | PACKING                  |
| SMB10J30A            | H               | R5           | G                       | SMB     | 850 / 7" Plastic reel    |
|                      |                 | R4           |                         | SMB     | 3,000 / 13" Paper reel   |
|                      |                 | M4           |                         | SMB     | 3,000 / 13" Plastic reel |

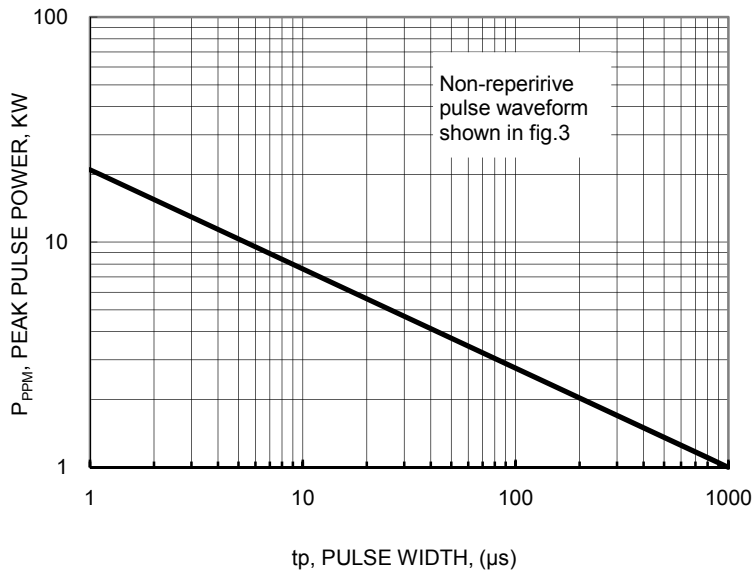
\*: Optional available

| EXAMPLE       |           |                 |              |                     |                                      |
|---------------|-----------|-----------------|--------------|---------------------|--------------------------------------|
| EXAMPLE P/N   | PART NO.  | PART NO. SUFFIX | PACKING CODE | PACKING CODE SUFFIX | DESCRIPTION                          |
| SMB10J30AHR5G | SMB10J30A | H               | R5           | G                   | AEC-Q101 qualified<br>Green compound |

**RATINGS AND CHARACTERISTICS CURVES**

( $T_A=25^\circ\text{C}$  unless otherwise noted)

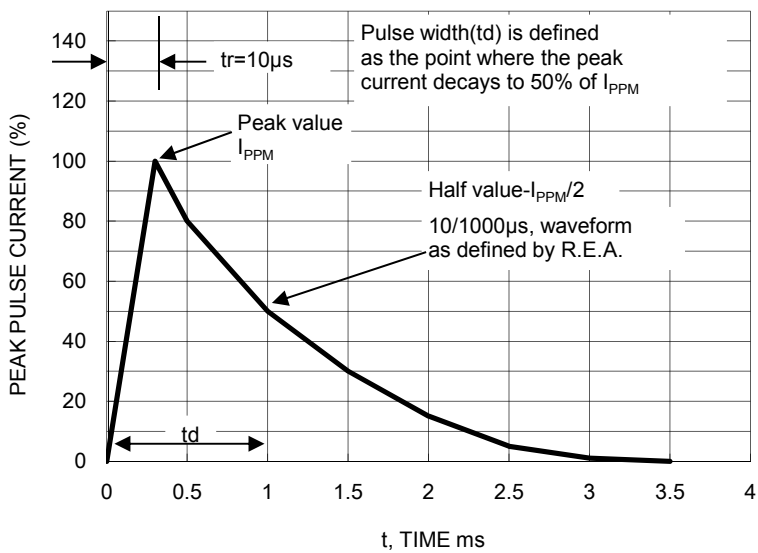
**FIG. 1 PEAK PULSE POWER RATING CURVE**



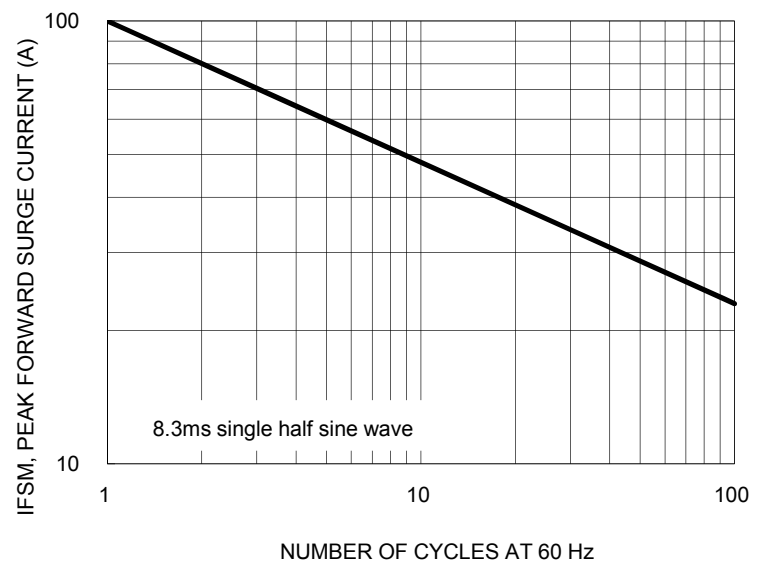
**FIG. 2 PULSE DERATING CURVE**



**FIG. 3 CLAMPING POWER PULSE WAVEFORM**



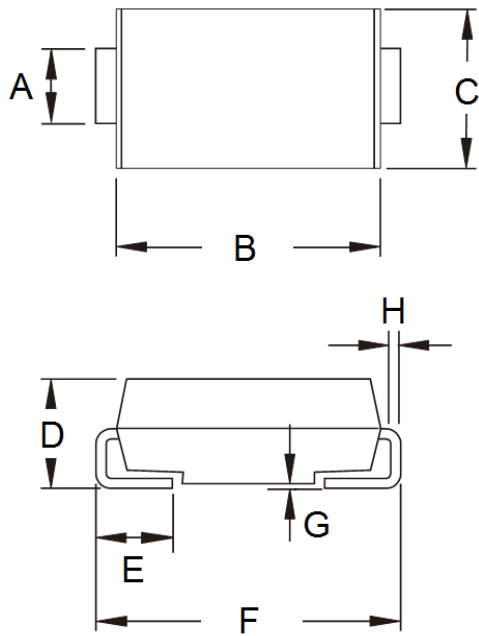
**FIG. 4 MAXIMUM NON-REPETITIVE FORWARD SURGE CURRENT UNIDIRECTIONAL ONLY**



| Device     |             | Device Marking Code |     | Breakdown Voltage $V_{BR}$ (V) |      | Test Current $I_T$ (mA) | Stand-Off Voltage $V_{WM}$ (V) | Maximum Reverse Leakage @ $V_{WM}$ $I_R$ ( $\mu$ A) | Maximum Peak Pulse Current $I_{PPM}$ (A) | Maximum Clamping Voltage @ $I_{PPM}$ $V_C$ (V) |
|------------|-------------|---------------------|-----|--------------------------------|------|-------------------------|--------------------------------|---|--|--|
| UNI        | BI          | UNI                 | BI  | Min                            | Max  |                         |                                |   |  |  |
| SMB10J9.0A | SMB10J9.0CA | 1KV                 | KVC | 10.0                           | 11.1 | 1                       | 9                              | 10  | 64.9                                     | 15.4   |
| SMB10J10A  | SMB10J10CA  | 1KX                 | KXC | 11.1                           | 12.3 | 1                       | 10                             | 8   | 58.8                                     | 17.0   |
| SMB10J11A  | SMB10J11CA  | 1KZ                 | KZC | 12.2                           | 13.5 | 1                       | 11                             | 5   | 54.9                                     | 18.2   |
| SMB10J12A  | SMB10J12CA  | 1LE                 | LEC | 13.3                           | 14.7 | 1                       | 12                             | 5   | 50.3                                     | 19.9   |
| SMB10J13A  | SMB10J13CA  | 1LG                 | LGC | 14.4                           | 15.9 | 1                       | 13                             | 5   | 46.5                                     | 21.5   |
| SMB10J14A  | SMB10J14CA  | 1LK                 | LKC | 15.6                           | 17.2 | 1                       | 14                             | 5   | 43.1                                     | 23.2   |
| SMB10J15A  | SMB10J15CA  | 1LM                 | LMC | 16.7                           | 18.5 | 1                       | 15                             | 1   | 41.0                                     | 24.4   |
| SMB10J16A  | SMB10J16CA  | 1LP                 | LPC | 17.8                           | 19.7 | 1                       | 16                             | 1   | 38.5                                     | 26.0   |
| SMB10J17A  | SMB10J17CA  | 1LR                 | LRC | 18.9                           | 20.9 | 1                       | 17                             | 1   | 36.2                                     | 27.6   |
| SMB10J18A  | SMB10J18CA  | 1LT                 | LTC | 20.0                           | 22.1 | 1                       | 18                             | 1   | 34.2                                     | 29.2   |
| SMB10J20A  | SMB10J20CA  | 1LV                 | LVC | 22.2                           | 24.5 | 1                       | 20                             | 1   | 30.9                                     | 32.4   |
| SMB10J22A  | SMB10J22CA  | 1LX                 | LXC | 24.4                           | 26.9 | 1                       | 22                             | 1   | 28.2                                     | 35.5   |
| SMB10J24A  | SMB10J24CA  | 1LZ                 | LZC | 26.7                           | 29.5 | 1                       | 24                             | 1   | 25.7                                     | 38.9   |
| SMB10J26A  | SMB10J26CA  | 1ME                 | MEC | 28.9                           | 31.9 | 1                       | 26                             | 1   | 23.8                                     | 42.1   |
| SMB10J28A  | SMB10J28CA  | 1MG                 | MGC | 31.1                           | 34.4 | 1                       | 28                             | 1   | 22.0                                     | 45.4   |
| SMB10J30A  | SMB10J30CA  | 1MK                 | MKC | 33.3                           | 36.8 | 1                       | 30                             | 1   | 20.7                                     | 48.4   |
| SMB10J33A  | SMB10J33CA  | 1MM                 | MMC | 36.7                           | 40.6 | 1                       | 33                             | 1   | 18.8                                     | 53.3   |
| SMB10J36A  | SMB10J36CA  | 1MP                 | MPC | 40.0                           | 44.2 | 1                       | 36                             | 1   | 17.2                                     | 58.1   |
| SMB10J40A  | SMB10J40CA  | 1MR                 | MRC | 44.4                           | 49.1 | 1                       | 40                             | 1   | 15.5                                     | 64.5   |

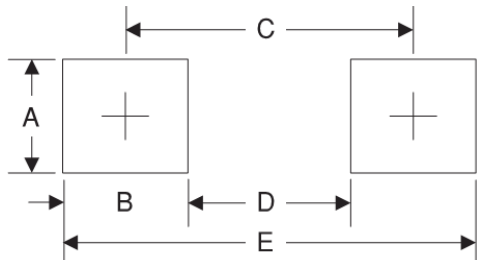
PACKAGE OUTLINE DIMENSIONS

**DO-214AA (SMB)**




| DIM. | Unit (mm) |      | Unit (inch) |       |
|------|-----------|------|-------------|-------|
|      | Min       | Max  | Min         | Max   |
| A    | 1.95      | 2.10 | 0.077       | 0.083 |
| B    | 4.25      | 4.75 | 0.167       | 0.187 |
| C    | 3.48      | 3.73 | 0.137       | 0.147 |
| D    | 1.99      | 2.61 | 0.078       | 0.103 |
| E    | 0.90      | 1.41 | 0.035       | 0.056 |
| F    | 5.10      | 5.30 | 0.201       | 0.209 |
| G    | 0.10      | 0.20 | 0.004       | 0.008 |
| H    | 0.15      | 0.31 | 0.006       | 0.012 |

SUGGESTED PAD LAYOUT



| Symbol | Unit (mm) | Unit (inch) |
|--------|-----------|-------------|
| A      | 2.3       | 0.091       |
| B      | 2.5       | 0.098       |
| C      | 4.3       | 0.169       |
| D      | 1.8       | 0.071       |
| E      | 6.8       | 0.268       |

MARKING DIAGRAM



- P/N = Specific Device Code
- G = Green Compound
- YW = Date Code
- F = Factory Code

Note: Cathode band for uni-directional products only

## Notice

Specifications of the products displayed herein are subject to change without notice. TSC or anyone on its behalf, assumes no responsibility or liability for any errors or inaccuracies.

Information contained herein is intended to provide a product description only. No license, express or implied, to any intellectual property rights is granted by this document. Except as provided in TSC's terms and conditions of sale for such products, TSC assumes no liability whatsoever, and disclaims any express or implied warranty, relating to sale and/or use of TSC products including liability or warranties relating to fitness for a particular purpose, merchantability, or infringement of any patent, copyright, or other intellectual property right.

The products shown herein are not designed for use in medical, life-saving, or life-sustaining applications. Customers using or selling these products for use in such applications do so at their own risk and agree to fully indemnify TSC for any damages resulting from such improper use or sale.

## Looking for pricing, stock, or lifecycle information?

Click below to explore more details on WIN SOURCE:

[View SMB10J26CA R5G on WIN SOURCE](#)

[Taiwan Semiconductor Information](#)

## Optimize Your Supply Chain with WIN SOURCE Solutions

- ✓ Global Sourcing Solution
- ✓ Obsolete Management
- ✓ Cost Control Management
- ✓ Shortage Management
- ✓ Alternative Solution
- ✓ Excess Inventory Management