



**THE DATASHEET OF
MMBD4448WT-TP**



MMBD4448WT

Features

- Fast Switching Speed
- Halogen free available upon request by adding suffix "-HF"
- Surface Mount Package Ideally Suited for Automatic Insertion
- For General Purpose Switching Applications
- High Conductance
- Epoxy meets UL 94 V-0 flammability rating
- Moisture Sensitivity Level 1
- Lead Free Finish/Rohs Compliant ("P" Suffix designates RoHS Compliant. See ordering information)

Mechanical Data

- Polarity: See Diagram
- Marking: KA3

Maximum Ratings @ 25°C Unless Otherwise Specified

Characteristic	Symbol	Value	Unit
Non-Repetitive Peak Reverse Volt.	V_{RM}	100	V
Peak Repetitive Reverse Voltage	V_{RRM}		
Working Peak Reverse Voltage	V_{RWM}	75	V
DC Blocking Voltage	V_R		
RMS Reverse Voltage	$V_{R(RMS)}$	53	V
Forward Continuous Current(Note1)	I_{FM}	500	mA
Average Rectified Output Current	I_o	250	mA
Non-Repetitive Peak @ $t < 1.0s$	I_{FSM}	2	A
Forward Surge Current @ $t = 1.0us$		4	A
Power Dissipation(Note 1)	P_d	200	mW
Thermal Resistance(Note 1)	R_{thja}	625	K/W
Operation/Storage Temp. Range	T_j, T_{STG}	-55 to +150	°C

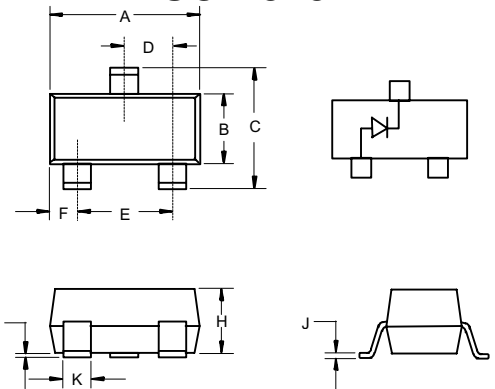
Electrical Characteristics @ 25°C Unless Otherwise Specified

Charateristic	Symbol	Min	Max	Unit	Test Cond.	
Maximum Forward Voltage Drop	V_{FM}	----	0.62	0.72	V	$I_F = 5.0mA$
			0.855			$I_F = 10mA$
			1			$I_F = 100mA$
			1.25			$I_F = 150mA$
Maximum Peak Reverse Current	I_{RM}	----	2.5	50	uA	$V_R = 75V$
			30			$V_R = 75V T_j = 150^\circ C$
			25			$V_R = 25V T_j = 150^\circ C$
						$V_R = 20V$
Junction Capacitance	C_j	----	4	pF	$V_R = 0V, f = 1.0MHz$	
Reverse Recovery Time	t_{rr}	----	4	ns		

Note: 1. Valid provided that terminals are kept at ambient temperature
 2. T_{rr} Test Condition: $I_F = I_R = 10mA, I_{rr} = 0.1 * I_R, R = 100 OHM$

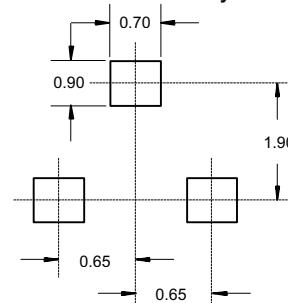
Surface Mount Switching Diode 200mW

SOT-323



DIM	INCHES		MM		NOTE
	MIN	MAX	MIN	MAX	
A	.079	.087	2.00	2.20	
B	.045	.053	1.15	1.35	
C	.083	.096	2.10	2.45	
D	.026 Nominal		0.65Nominal		
E	.047	.055	1.20	1.40	
F	.012	.016	.30	.40	
G	.000	.004	.000	.100	
H	.035	.039	.90	1.00	
J	.003	.006	.08	.15	
K	.006	.016	.15	.40	

Suggested Solder Pad Layout



MMBD4448WT

Figure 1
Typical Forward Characteristics

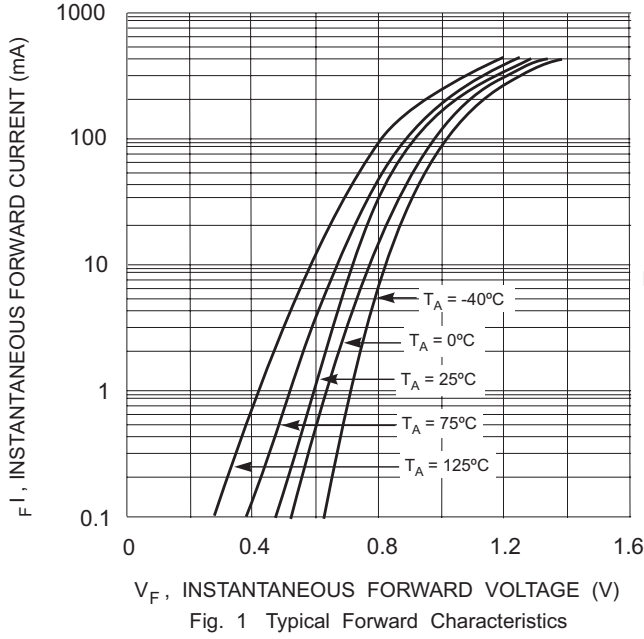


Figure 2
Forward Derating Curve

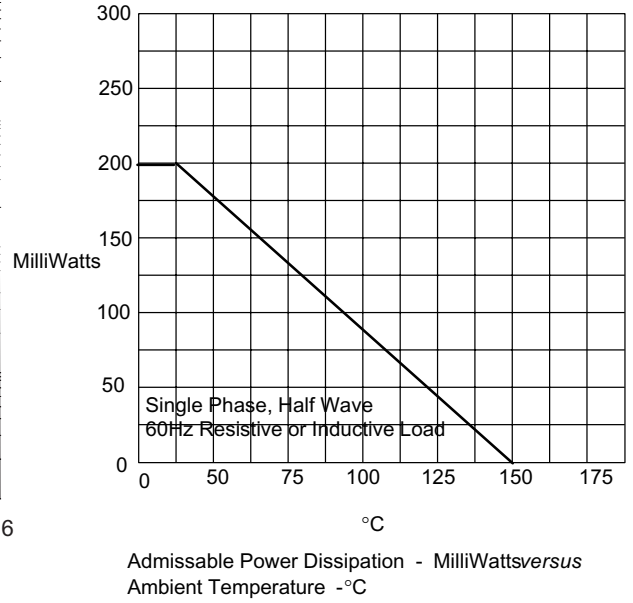
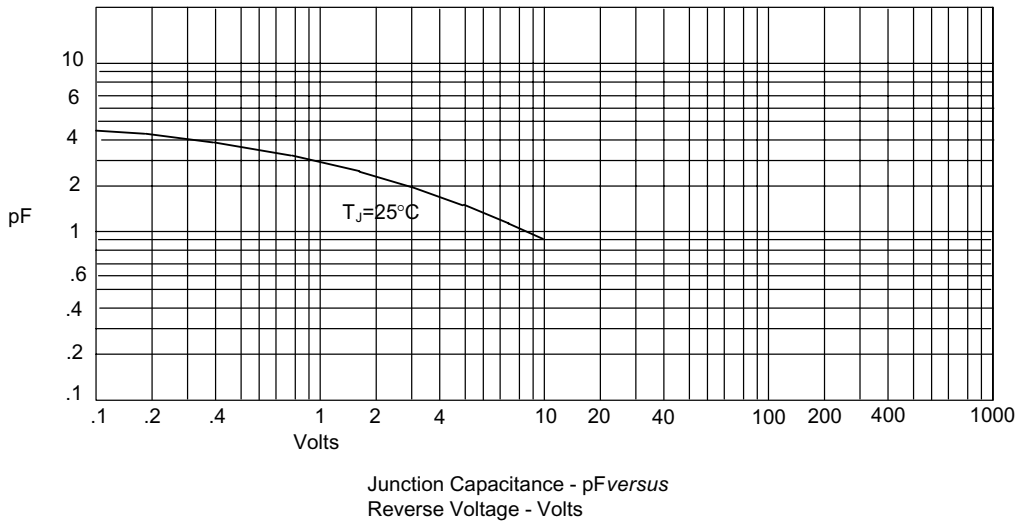


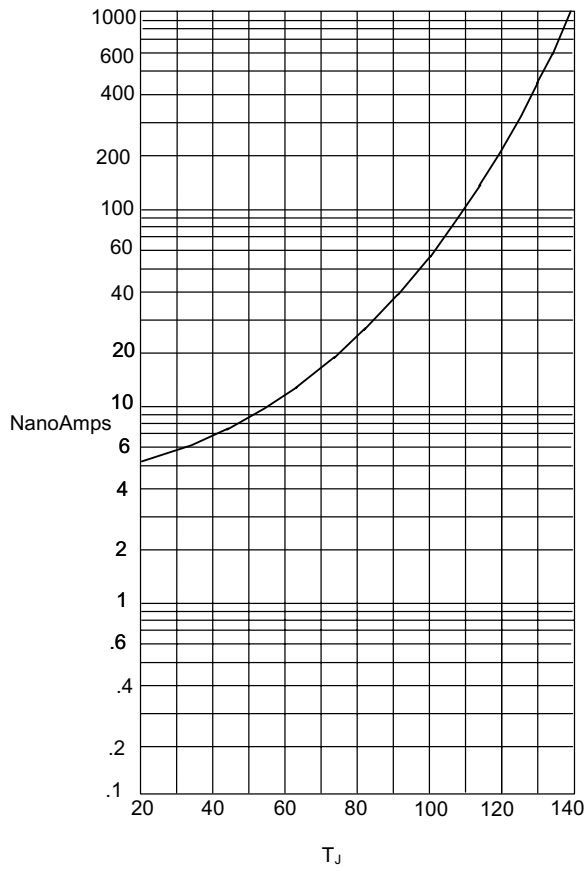
Figure 3
Junction Capacitance



MMBD4448WT



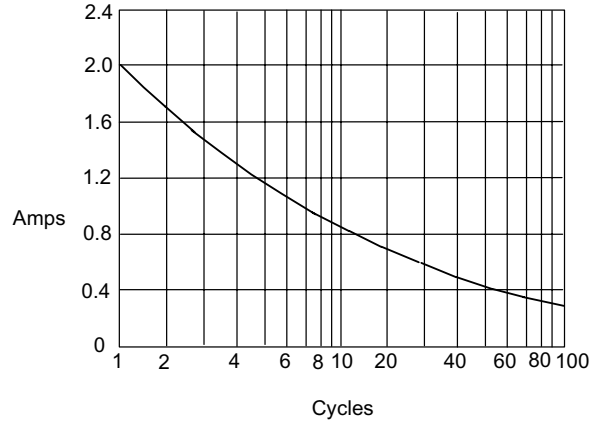
Figure 4
Typical Reverse Characteristics



Instantaneous Reverse Leakage Current - NanoAmperes versus Junction Temperature - °C

T_A=25°C

Figure 5
Peak Forward Surge Current



Peak Forward Surge Current - Amperes versus Number Of Cycles At 60Hz - Cycles



Micro Commercial Components

Ordering Information :

Device	Packing
Part Number-TP	Tape&Reel: 3Kpcs/Reel

Note : Adding "-HF" suffix for halogen free, eg. Part Number-TP-HF

IMPORTANT NOTICE

Micro Commercial Components Corp. reserves the right to make changes without further notice to any product herein to make corrections, modifications , enhancements , improvements , or other changes . **Micro Commercial Components Corp .** does not assume any liability arising out of the application or use of any product described herein; neither does it convey any license under its patent rights ,nor the rights of others . The user of products in such applications shall assume all risks of such use and will agree to hold **Micro Commercial Components Corp .** and all the companies whose products are represented on our website, harmless against all damages.

LIFE SUPPORT

MCC's products are not authorized for use as critical components in life support devices or systems without the express written approval of Micro Commercial Components Corporation.

CUSTOMER AWARENESS

Counterfeiting of semiconductor parts is a growing problem in the industry. Micro Commercial Components (MCC) is taking strong measures to protect ourselves and our customers from the proliferation of counterfeit parts. MCC strongly encourages customers to purchase MCC parts either directly from MCC or from Authorized MCC Distributors who are listed by country on our web page cited below. Products customers buy either from MCC directly or from Authorized MCC Distributors are genuine parts, have full traceability, meet MCC's quality standards for handling and storage. **MCC will not provide any warranty coverage or other assistance for parts bought from Unauthorized Sources.** MCC is committed to combat this global problem and encourage our customers to do their part in stopping this practice by buying direct or from authorized distributors.

www.mccsemi.com

Looking for pricing, stock, or lifecycle information?

Click below to explore more details on WIN SOURCE:

- ⊖ [View MMBD4448WT-TP on WIN SOURCE](#)
- ⊖ [Micro Commercial Co](#) Information

Optimize Your Supply Chain with WIN SOURCE Solutions

- ✓ Global Sourcing Solution
- ✓ Obsolete Management
- ✓ Cost Control Management
- ✓ Shortage Management
- ✓ Alternative Solution
- ✓ Excess Inventory Management