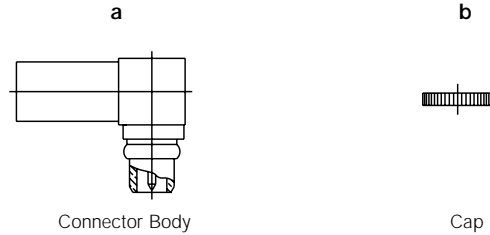




THE DATASHEET OF
908-43400



RIGHT ANGLE CONNECTORS FOR SEMI-RIGID CABLE



Amphenol Number	Connector Type	Cable RG-/U	Stripping Dimensions, inches (mm)	
			c	d
908-43400	Right Angle Plug	.086 Semi-Rigid	.090 (2.29)	.050 (1.27)
908-43600	Right Angle Plug	.047 Semi-Rigid	.090 (2.29)	.050 (1.27)

COPPER JACKET

NO BURRS

Step 1 Prepare cable as shown. Remove burrs from outer/inner conductor of cable.

HEAT HERE

FEED SOLDER HERE



Step 2 Insert cable into connector until it bottoms on shoulder of body. Solder outer conductor (Sn-60) recommended.

SOLDER

Step 3 Solder inner conductor to contact (Sn-60 recommended). Place cover "b" on rear opening of body "A". Press cap "b" into housing "a" with a flat punch or tool #908-50100.

Looking for pricing, stock, or lifecycle information?

Click below to explore more details on WIN SOURCE:

-  [View 908-43400 on WIN SOURCE](#)
-  [Amphenol-RF Division Information](#)

Optimize Your Supply Chain with WIN SOURCE Solutions

-  Global Sourcing Solution
-  Obsolete Management
-  Cost Control Management
-  Shortage Management
-  Alternative Solution
-  Excess Inventory Management