

Type TC Axial Leaded Aluminum Electrolytic Capacitors

85 °C, High Ripple, General Purpose Capacitor



Type TC is an axial leaded, 85 °C, 1000 hour long life general purpose aluminum electrolytic capacitor with a high ripple current rating and is suitable for consumer electronic equipment applications.

Highlights

- General purpose
- High ripple current
- Low profile mounting

Specifications

Capacitance Range:	1.0 to 5,000 μ F
Voltage Range:	16 to 450 WVdc
Capacitance Tolerance:	Dia. < .625, $\pm 20\%$ Dia. \geq .625 16 to 150 WVdc, -10 +75% 250 to 450 WVdc, -10 +50%
Operating Temperature Range:	-40 °C to 85 °C
DC Leakage Current:	$I = 6 \sqrt{CV}$ after 5 minutes, not to exceed 3 mA @ 25 °C I = leakage current in μ A C = Capacitance in μ F V = Rated voltage

Ripple Current Multipliers:

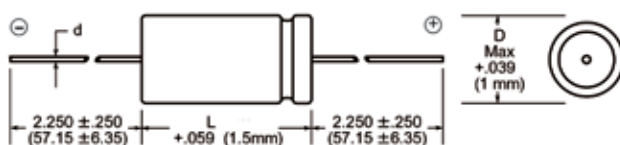
Rated WVdc	Ripple Multipliers			
	60 Hz	400 Hz	1000 Hz	2400 Hz
0 to 50	0.8	1.05	1.10	1.14
51 to 150	0.8	1.08	1.13	1.16
151 & up	0.8	1.15	1.21	1.25

Ambient Temp.	+45 °C	+55 °C	+65 °C	+75 °C	+85 °C
Ripple Multiplier	2.2	2.0	1.7	1.4	1.0

QA Stability Test:

- Apply WVdc for 1,000 h at 85 °C
- Capacitance change $\leq 15\%$ from initial limits
 - DC leakage current meets initial limits
 - ESR $\leq 150\%$ of initial measured value

Outline Drawing



For diameters less than .625 (15.88) lead lengths are 1.378 (35.0) Minimum.

Parts are supplied with PVC insulating sleeve. Add .010" to diameter and .125" max to length to allow for insulation.

Type TC Axial Leaded Aluminum Electrolytic Capacitors

Ratings

Cap (µF)	Catalog Part Number	Max ESR		Max Ripple		Size		Lead Wire (d)
		120 Hz 25 °C (Ω)	120 Hz 85 °C (A)	Diameter D (Inches)	Length L (Inches)			
16 WVdc (20 Vdc Surge)								
3,000	TC1530	0.11	2.066	0.875	1.625	0.040		
4,000	TC1540	0.08	2.518	0.875	1.875	0.040		
4,000	TC1540A	0.07	1.450	0.866	1.575	0.023		
5,000	TC1550	0.07	3.217	0.875	2.625	0.040		
25 WVdc (30 Vdc Surge)								
470	TC2505A	0.38	0.550	0.394	0.787	0.023		
1,500	TC2515	0.14	1.881	0.750	2.125	0.040		
1,500	TC2515A	0.12	1.225	0.709	1.575	0.023		
2,000	TC2520	0.11	2.204	0.875	1.875	0.040		
2,000	TC2520A	0.09	1.350	0.866	1.575	0.023		
3,000	TC2530	0.07	3.108	0.875	2.625	0.040		
4,000	TC2540	0.06	3.779	1.000	2.625	0.040		
4,000	TC2540A	0.07	1.450	0.866	1.575	0.023		
5,000	TC2550	0.05	4.136	1.000	2.625	0.040		
50 WVdc (65 Vdc Surge)								
22	TC36A	6.09	0.073	0.236	0.630	0.023		
47	TC39A	3.14	0.130	0.315	0.630	0.023		
1,000	TC50100	0.08	2.949	0.875	2.625	0.040		
1,000	TC50100A	0.12	1.447	0.866	1.575	0.023		
1,500	TC50150	0.07	3.423	1.000	2.625	0.040		
2,000	TC50200	0.07	3.448	1.000	2.625	0.040		
2,000	TC50200A	0.09	1.350	0.866	1.575	0.023		
3,000	TC50300	0.05	4.766	1.000	3.625	0.040		
5,000	TC50500	0.03	5.820	1.000	3.625	0.040		
5,000	TC50500A	0.56	3.305	0.866	1.575	0.023		
75 WVdc (95 Vdc Surge)								
100	TC75101	0.77	0.597	0.625	1.375	0.040		
100	TC75101A	2.66	0.270	0.512	1.181	0.023		
250	TC75251	0.37	1.024	0.750	1.625	0.040		
500	TC75501	0.19	1.765	0.875	2.125	0.040		
1,000	TC75102	0.10	2.344	1.000	1.625	0.040		
2,000	TC75202	0.05	3.991	1.000	2.625	0.040		
100 WVdc (125 Vdc Surge)								
100	TC10101	0.36	0.974	0.750	1.375	0.040		
100	TC10101A	3.32	0.419	0.630	1.299	0.023		
150	TC10151	0.55	1.276	0.750	1.625	0.040		
150	TC10151A	1.34	0.823	0.709	1.575	0.023		
250	TC10251	0.15	1.885	0.875	1.875	0.040		
500	TC10501	0.08	3.251	1.000	2.625	0.040		
1,000	TC10102	0.08	3.918	1.000	3.875	0.040		
1,000	TC10102A	0.12	1.447	0.866	1.575	0.023		
1,500	TC10152	0.06	4.495	1.000	3.625	0.040		
150 WVdc (175 Vdc Surge)								
80	TC492	1.96	0.670	0.750	1.625	0.040		
100	TC493	0.70	0.748	0.750	1.625	0.040		
100	TC493A	3.32	0.555	0.709	1.575	0.023		
150	TC495	0.47	0.993	0.875	1.625	0.040		
200	TC496	0.35	1.293	0.875	2.125	0.040		
300	TC499	0.355	1.687	1.000	2.125	0.040		
500	TC4990	0.15	2.362	1.000	2.625	0.040		
250 WVdc (300 Vdc Surge)								
5	TCS0XA	70.60	0.060	0.394	0.787	0.023		
8	TCS1	15.27	0.197	0.625	1.125	0.032		
10	TCS2	12.22	0.220	0.625	1.125	0.032		
10	TCS2A	33.20	0.890	0.394	0.984	0.023		
12	TCS3	8.65	0.262	0.625	1.125	0.032		
16	TCS4	7.64	0.304	0.625	1.375	0.032		

Cap (µF)	Catalog Part Number	Max ESR		Max Ripple		Size		Lead Wire (d)
		120 Hz 25 °C (Ω)	120 Hz 85 °C (A)	Diameter D (Inches)	Length L (Inches)			
250 WVdc (300 Vdc Surge)								
20	TCS5	6.13	0.345	0.750	1.125	0.040		
20	TC55A	15.10	0.175	0.512	1.181	0.023		
30	TCS7	4.09	0.461	0.750	1.375	0.040		
30	TC57A	10.10	0.241	0.630	1.181	0.023		
40	TC58	2.69	0.573	0.750	1.625	0.040		
40	TC58A	8.58	0.280	0.630	1.299	0.023		
50	TC59	2.15	0.640	0.750	1.625	0.040		
50	TC59A	7.06	0.318	0.630	1.299	0.023		
100	TC1265	1.08	1.220	0.875	2.625	0.040		
100	TC1265A	3.32	0.555	0.866	1.575	0.023		
160	TC1266	0.30	1.649	1.000	2.625	0.040		
225	TC1267	0.22	2.105	1.000	3.125	0.040		
300 WVdc (350 Vdc Surge)								
150	TC593	0.36	1.624	1.000	3.125	0.040		
200	TC594	0.28	1.865	1.000	3.125	0.040		
350 WVdc (400 Vdc Surge)								
5	TC60	30.48	0.139	0.625	1.125	0.032		
8	TC61	19.05	0.193	0.625	1.375	0.032		
8	TC61A	33.20	0.089	0.512	0.827	0.023		
10	TC62	15.25	0.215	0.625	1.375	0.032		
10	TC62A	33.20	0.089	0.512	0.827	0.023		
12	TC63	12.71	0.239	0.750	1.125	0.040		
16	TC64	9.54	0.302	0.750	1.375	0.040		
20	TC65	7.63	0.337	0.750	1.375	0.040		
20	TC65A	15.10	0.175	0.512	1.181	0.023		
40	TC67	3.96	0.514	0.875	1.625	0.040		
60	TC68	2.78	0.691	0.875	2.125	0.040		
60	TC68A	6.44	0.376	0.709	1.575	0.023		
100	TC69	1.35	1.093	0.875	2.625	0.040		
100	TC69A	3.32	0.555	0.866	1.575	0.023		
150	TC692	0.96	1.495	1.000	3.625	0.040		
450 WVdc (525 Vdc Surge)								
2	TC695	86.91	0.082	0.625	1.125	0.032		
2	TC695A	151.00	0.030	0.315	0.787	0.023		
4	TC697	43.47	0.116	0.625	1.125	0.032		
4	TC697A	70.60	0.051	0.394	0.984	0.023		
5	TC70	35.86	0.144	0.750	1.125	0.040		
5	TC70A	70.60	0.051	0.394	0.984	0.023		
8	TC71	21.74	0.183	0.750	1.125	0.040		
8	TC71A	33.20	0.089	0.512	0.827	0.023		
10	TC72	17.39	0.243	0.875	1.375	0.040		
10	TC72A	33.20	0.089	0.512	0.827	0.023		
12	TC73	14.50	0.267	0.875	1.375	0.040		
16	TC74	10.88	0.304	0.750	1.625	0.040		
16	TC74A	24.15	0.140	0.512	0.984	0.023		
20	TC75	8.71	0.371	0.875	1.625	0.040		
20	TC75A	15.10	0.175	0.512	1.181	0.023		
30	TC77	5.82	0.488	1.000	1.625	0.040		
30	TC77A	10.10	0.241	0.630	1.181	0.023		
40	TC78	4.36	0.653	1.000	2.125	0.040		
40	TC78A	8.58	0.280	0.630	1.299	0.023		
50	TC79	3.06	0.709	1.000	2.125	0.040		
50	TC79A	7.06	0.318	0.630	1.299	0.023		
60	TC795	2.55	0.855	1.000	2.625	0.040		
80	TC80	2.19	1.068	1.000	3.125	0.040		
80	TC80A	3.32	0.555	0.866	1.575	0.023		
100	TC807	1.97	1.178	1.000	3.125	0.040		
100	TC807A	3.32	0.555	0.866	1.575	0.023		



Type TC Axial Leaded Aluminum Electrolytic Capacitors

Notice and Disclaimer: All product drawings, descriptions, specifications, statements, information and data (collectively, the "Information") in this datasheet or other publication are subject to change. The customer is responsible for checking, confirming and verifying the extent to which the Information contained in this datasheet or other publication is applicable to an order at the time the order is placed. All Information given herein is believed to be accurate and reliable, but it is presented without any guarantee, warranty, representation or responsibility of any kind, expressed or implied. Statements of suitability for certain applications are based on the knowledge that the Cornell Dubilier company providing such statements ("Cornell Dubilier") has of operating conditions that such Cornell Dubilier company regards as typical for such applications, but are not intended to constitute any guarantee, warranty or representation regarding any such matter – and Cornell Dubilier specifically and expressly disclaims any guarantee, warranty or representation concerning the suitability for a specific customer application, use, storage, transportation, or operating environment. The Information is intended for use only by customers who have the requisite experience and capability to determine the correct products for their application. Any technical advice inferred from this Information or otherwise provided by Cornell Dubilier with reference to the use of any Cornell Dubilier products is given gratis (unless otherwise specified by Cornell Dubilier), and Cornell Dubilier assumes no obligation or liability for the advice given or results obtained. Although Cornell Dubilier strives to apply the most stringent quality and safety standards regarding the design and manufacturing of its products, in light of the current state of the art, isolated component failures may still occur. Accordingly, customer applications which require a high degree of reliability or safety should employ suitable designs or other safeguards (such as installation of protective circuitry or redundancies or other appropriate protective measures) in order to ensure that the failure of an electrical component does not result in a risk of personal injury or property damage. Although all product-related warnings, cautions and notes must be observed, the customer should not assume that all safety measures are indicated in such warnings, cautions and notes, or that other safety measures may not be required.

OBSOLETE

Looking for pricing, stock, or lifecycle information?

Click below to explore more details on WIN SOURCE:

-  [View TC50200 on WIN SOURCE](#)
-  [Cornell Dubilier Electronics \(CDE\) Information](#)

Optimize Your Supply Chain with WIN SOURCE Solutions

-  Global Sourcing Solution
-  Obsolete Management
-  Cost Control Management
-  Shortage Management
-  Alternative Solution
-  Excess Inventory Management