



THE DATASHEET OF SMD1812P125TFA



SMD1812

This product is not recommended for new designs. Please refer to Littelfuse No. 1812L.



SMD Type, 6 V - 60 V

Standard
UL 1434 1st Edition
CSA C22.2 No. 0 CSA TIL No. CA-3A

Approvals
cULus Recognition
TÜV

Features

This product line is also designed for surface-mount applications. The products with 1812-mil footprint range in hold currents from 0.1 A to 2.6 A and voltage from 6 V to 60 V. These devices are suited for PC mother board, computer peripheral products and general electronics applications. Suitable for reflow soldering.

Specifications

Packaging
A Blister tape and reel Ø 178 mm

Materials
Terminals: Solder-plated copper
TS: Solder Material: 63/37 SnPb
TF: Lead free plating on request

Max. Device Surface Temperature in Tripped State
125 °C

Operating / Storage Temperature
-40 °C to +85 °C (consider derating)

Humidity Ageing
+85 °C, 85 % R.H., 1000 hours, ± 5 % typical resistance change

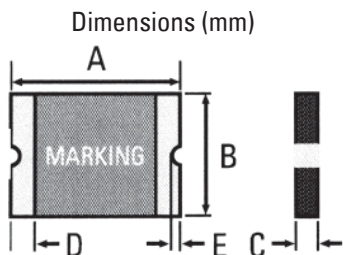
Vibration
MIL-STD-883C, Method 2007.1, Condition A, no change

Thermal Shock
MIL-STD-202F, Method 107G
+85 °C to -40 °C 20 times, -30 % typical resistance change

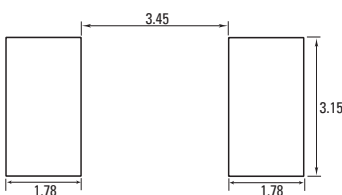
Solderability
Meets EIA Specification RS186-9E,
ANSI/J-STD-002, Category 3
Reflow only

Solvent Resistance
MIL-STD-202, Method 215, no change

Marking
"P", Part Code



Solder pad Layout (mm)



* only type "TF"

Model	A		B		C		D	E		packaging quantity
	Min	Max	Min	Max	Min	Max	Min	Max	tape	
SMD1812P010TS/TF	4.37	4.73	3.07	3.41	0.75	1.25	0.30	0.25	0.65	1,500
SMD1812P014TS/TF	4.37	4.73	3.07	3.41	0.75	1.95	0.30	0.25	0.65	1,500
SMD1812P020TS/TF	4.37	4.73	3.07	3.41	0.55	1.00	0.30	0.25	0.65	2,000
SMD1812P050TS/TF	4.37	4.73	3.07	3.41	0.50	0.75	0.30	0.25	0.50	2,000
SMD1812P075TS/TF	4.37	4.73	3.07	3.41	0.50	0.75	0.30	0.25	0.50	2,000
SMD1812P075TS/TF/24	4.37	4.73	3.07	3.41	0.75	1.55	0.30	0.25	0.65	1,500
SMD1812P110TS/TF	4.37	4.73	3.07	3.41	0.50	0.75	0.30	0.25	0.50	2,000
SMD1812P110TS/TF/16	4.37	4.73	3.07	3.41	0.75	1.25	0.30	0.25	0.65	1,500
SMD1812P125TS/TF	4.37	4.73	3.07	3.41	0.75	1.25	0.30	0.25	0.50	1,500
SMD1812P150TS/TF	4.37	4.73	3.07	3.41	0.75	1.25	0.30	0.25	0.50	1,500
SMD1812P150TF/12	4.37	4.73	3.07	3.41	0.75	1.25	0.30	0.25	0.65	1,500
SMD1812P160TS/TF	4.37	4.73	3.07	3.41	0.75	1.25	0.30	0.25	0.65	1,500
SMD1812P160TS/TF/8	4.37	4.73	3.07	3.41	0.75	1.25	0.30	0.25	0.65	1,500
SMD1812P200TS/TF	4.37	4.73	3.07	3.41	0.75	1.55	0.30	0.25	0.50	1,500
SMD1812P260TS/TF	4.37	4.73	3.07	3.41	1.00	1.60	0.30	0.25	0.50	1,000

Permissible continuous operating current is ≤ 100 % at ambient temperature of 20 °C (68 °F).

Model (A)	I _{hold} (A)	I _{trip} (A)	V _{max. dc} (V)	I _{max.} (A)	max. time to trip (s @ A)	P _{d max.} (W)	Resistance			Approvals	
							R _{min.} (Ω)	R _{typ.} (Ω)	R _{l max.} (Ω)	cULus	TÜV
SMD1812P010TS/TF	0.10	0.30	30	10/100*	1.50 @ 0.50	0.8	1.600	7.000	15.000	•	•
SMD1812P014TS/TF	0.14	0.34	60	10/100*	0.15 @ 1.50	0.8	1.500	4.000	6.000	•	•
SMD1812P020TS/TF	0.20	0.40	30	10/100*	0.02 @ 8.00	0.8	0.800	2.900	5.000	•	•
SMD1812P050TS/TF	0.50	1.00	15	40/100*	0.15 @ 8.00	0.8	0.150	0.600	1.000	•	•
SMD1812P075TS/TF	0.75	1.50	13.2	40/100*	0.20 @ 8.00	0.8	0.110	0.260	0.450	•	•
SMD1812P075TS/TF/24	0.75	1.50	24	40/100*	0.20 @ 8.00	0.8	0.110	0.200	0.290	•	•
SMD1812P075TF/33	0.75	1.50	33	20	0.20 @ 8.00	0.8	0.110	0.260	0.400	•	•
SMD1812P110TS/TF	1.10	2.20	6	40/100*	0.30 @ 8.00	0.8	0.040	0.120	0.210	•	•
SMD1812P110TS/TF/16	1.10	1.95	16	40/100*	0.50 @ 8.00	0.8	0.060	0.120	0.180	•	•
SMD1812P110TF/33	1.10	1.95	33	20	0.50 @ 8.00	0.8	0.060	0.120	0.200	•	•
SMD1812P125TS/TF	1.25	2.50	15	40/100*	0.40 @ 8.00	0.8	0.070	0.160	0.250	•	•
SMD1812P150TS/TF	1.50	3.00	6	40/100*	0.50 @ 8.00	0.8	0.040	0.070	0.110	•	•
SMD1812P150TF/12	1.50	3.00	12	40/100*	0.50 @ 8.00	0.8	0.040	0.070	0.110	•	•
SMD1812P150TF/24	1.50	3.00	24	20	1.50 @ 8.00	0.8	0.040	0.070	0.120	p	•
SMD1812P160TS/TF	1.60	2.80	6	40/100*	1.00 @ 8.00	0.8	0.030	0.066	0.100	•	•
SMD1812P160TS/TF/8	1.60	2.80	8	40/100*	1.00 @ 8.00	0.8	0.030	0.066	0.100	•	•
SMD1812P160TF/12	1.60	2.80	12	20/100*	1.00 @ 8.00	0.8	0.030	0.066	0.100	•	•
SMD1812P200TS/TF	2.00	3.50	8	40/100*	2.00 @ 8.00	0.8	0.020	0.040	0.060	•	•
SMD1812P260TS/TF	2.60	5.20	6	40/100*	2.50 @ 8.00	0.8	0.015	0.030	0.047	•	•

* Approvals for 100 A pending

NOTE:

- I_{hold} = Hold current: maximum current device will pass without tripping in 20 °C still air.
- I_{trip} = Trip current: minimum current at which the device will trip in 20 °C still air.
- V_{max} = Maximum voltage device can withstand without damage at rated current (I_{max}).
- I_{max} = Maximum fault current device can withstand without damage at rated voltage (V_{max}).

P_d = Power dissipated from device when in the tripped state at 20 °C still air.

R_{min} = Minimum resistance of device in initial (un-soldered) state.

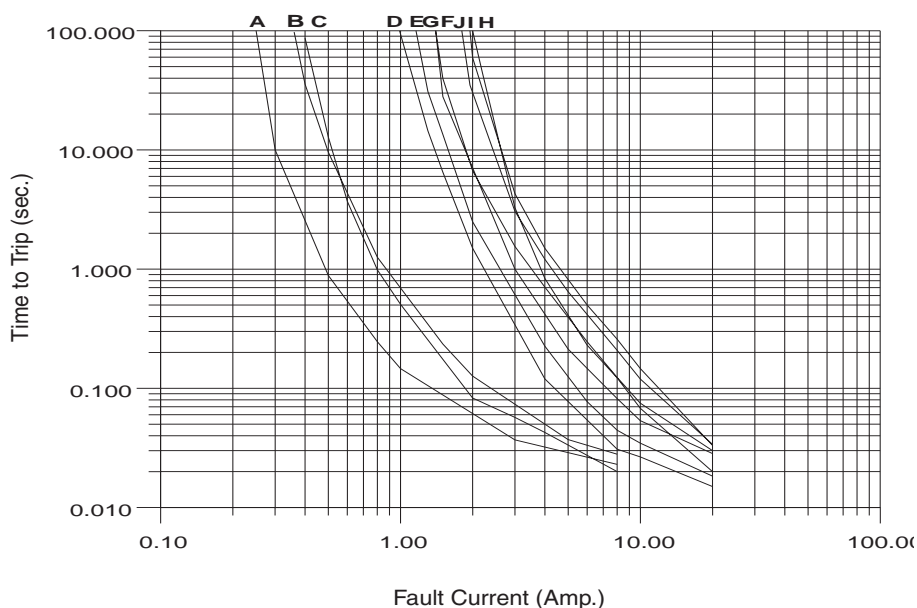
R_{l max} = Maximum resistance of device at 20 °C measured one hour after tripping for 20 s.

Caution: Operation beyond the specified rating may result in damage and possible arcing and flame. Specifications are subject to change without notice

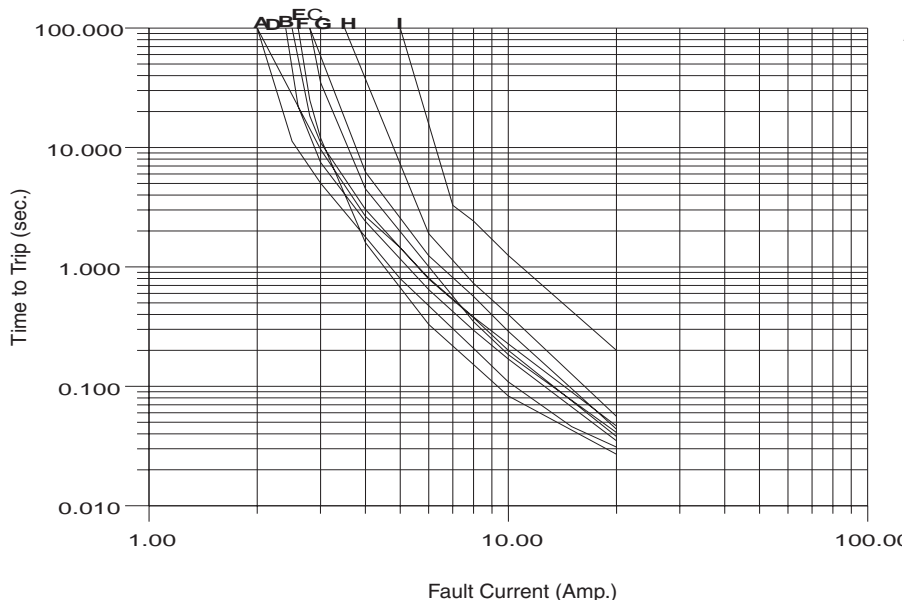
Please choose TS for SnPb and TF for Sn plating

Order Information	Qty.	Order-Number	Model	Packaging
-------------------	------	--------------	-------	-----------

SMD1812



- A: SMD1812P010TS/TF
- B: SMD1812P014TS/TF
- C: SMD1812P020TS/TF
- D: SMD1812P050TS/TF
- E: SMD1812P075TS/TF
- F: SMD1812P075TS/TF/24
- G: SMD1812P075TF/33
- H: SMD1812P110TS/TF
- I: SMD1812P110TS/TF/16
- J: SMD1812P110TF/33





- A: SMD1812P125TS/TF
- B: SMD1812P150TS/TF
- C: SMD1812P150TF/12
- D: SMD1812P150TF/24
- E: SMD1812P160TS/TF
- F: SMD1812P160TS/TF/8
- G: SMD1812P160TF/12
- H: SMD1812P200TS/TF
- I: SMD1812P260TS/TF

Thermal Derating Chart

Model	Ambient Operation Temperature - I_{hold} (A)								
	-40 °C	-20 °C	0 °C	23 °C	40 °C	50 °C	60 °C	70 °C	85 °C
SMD1812P010TS/TF	0.16	0.14	0.12	0.01	0.08	0.07	0.06	0.05	0.03
SMD1812P014TS/TF	0.23	0.19	0.17	0.14	0.12	0.10	0.09	0.08	0.06
SMD1812P020TS/TF	0.29	0.26	0.23	0.20	0.17	0.15	0.14	0.12	0.10
SMD1812P050TS/TF	0.77	0.68	0.59	0.50	0.44	0.40	0.37	0.33	0.29
SMD1812P075TS/TF	1.15	1.01	0.88	0.75	0.65	0.60	0.55	0.49	0.43
SMD1812P075TS/TF/24	1.06	0.95	0.84	0.75	0.60	0.55	0.50	0.45	0.37
SMD1812P110TS/TF	1.59	1.43	1.26	1.10	0.95	0.87	0.80	0.71	0.60
SMD1812P110TS/TF/15	1.58	1.43	1.27	1.10	0.95	0.85	0.77	0.71	0.58
SMD1812P110TS/TF/16	1.58	1.43	1.27	1.10	0.95	0.85	0.77	0.71	0.58
SMD1812P125TS/TF	2.00	1.75	1.52	1.25	1.00	0.95	0.90	0.75	0.53
SMD1812P150TS/TF	2.30	2.03	1.76	1.50	1.25	1.10	1.00	0.80	0.60
SMD1812P160TS/TF	2.27	2.05	1.83	1.60	1.35	1.25	1.15	1.00	0.85
SMD1812P200TS/TF	3.08	2.71	2.35	2.00	1.80	1.60	1.50	1.07	0.80
SMD1812P260TS/TF	4.00	3.52	3.06	2.60	2.34	2.08	1.95	1.39	1.04

Looking for pricing, stock, or lifecycle information?

Click below to explore more details on WIN SOURCE:

-  [View SMD1812P125TFA on WIN SOURCE](#)
-  [Littelfuse Inc. Information](#)

Optimize Your Supply Chain with WIN SOURCE Solutions

-  Global Sourcing Solution
-  Obsolete Management
-  Cost Control Management
-  Shortage Management
-  Alternative Solution
-  Excess Inventory Management