



THE DATASHEET OF TVB270SA-L



SiBar Thyristor Surge Protectors TVBxxxSA-L Series

Raychem Circuit Protection's SiBar thyristor surge protection devices are designed to help protect sensitive telecommunication equipment from the hazards caused by lightning, power contact, and power induction. These devices have a high electrical surge capability to help protect against transient faults and a high off-state impedance, rendering them virtually transparent during normal system operation.

SiBar thyristor surge protectors are designed to assist telecommunication and computer telephony equipment in meeting the applicable requirements and industry specifications.



Benefits:

- Helps provide protection for sensitive telecom electronic equipment
- Low leakage current
- Low power dissipation
- Fast, reliable operation
- No wear-out mechanisms
- Helps designers meet worldwide telecom standards
- Helps reduce warranty and service costs
- Easy installation
- Helps improve power efficiency of equipment

Features:

- RoHS compliant
- Bidirectional crowbar transient voltage protection
- Broad voltage range 58V – 300V with improved V_{drm}/V_{bo} voltage range
- High off-state impedance
- Low on-state voltage
- High surge capability
- Short-circuit failure mode
- Surface-mount technology
- DO-214AA SMB package
- 10 x 1000 μ s 50A surge rating
- Helps equipment comply with TIA-968, Telcordia GR-1089, IEC61000-4-5, ITU K.20/21/45

Applications:

- Modems
- Fax machines
- Phones, answering machines
- PBX systems
- Set top boxes
- POS systems
- Analog and digital linecards (xDSL, T1/E1...)
- Other customer premise and central office network equipment requiring protection

SiBar Thyristor Surge Protectors TVBxxxSA-L Series

Table SB1 - Electrical Characteristics

Part Number	V _{DM} Max. (V)	V _{BO} Max. (V)	I _H Min. (mA)	V _T Max. (V)	C1 (Typ) 50V _{DC} Bias	C2 (Typ) 2V _{DC} Bias	Off-State Current VD2=VDM (μA)
TVB058SA-L	58	77	150	4	43	80	5
TVB170SA-L	170	265	150	4	18	35	5
TVB180SA-L	180	219	150	4	30 (Max)	60 (Max)	5
TVB200SA-L	200	320	150	4	18	35	5
TVB270SA-L	270	365	150	4	15	32	5
TVB300SA-L	300	400	150	4	14	27	5

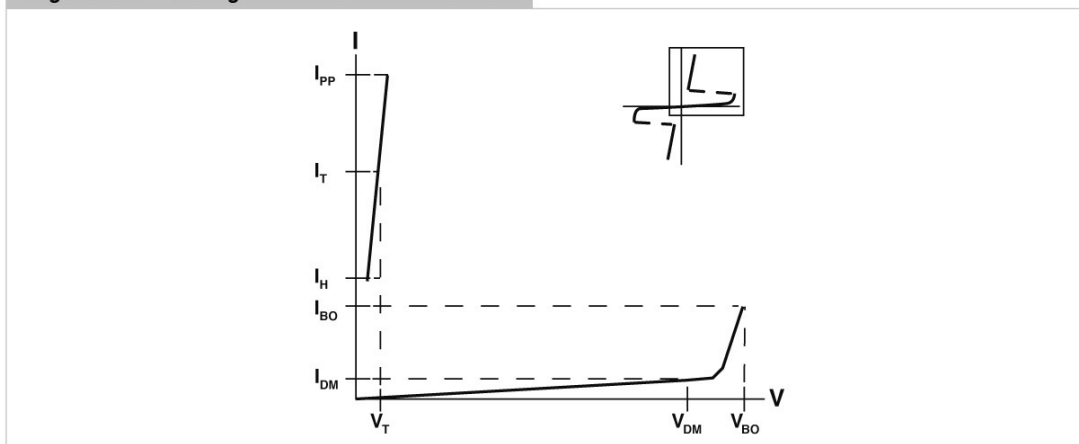
Notes: All electrical characteristics are measured at 25°C.
V_{DM} measured per UL497B pulse requirements: at max. off-state leakage current (IDM) = 5 μA.
V_{BO} measured at 100V/μs.
C1 measured at 1 MHz with a 50 V_{DC} bias.
C2 measured at 1MHz with a 2V_{DC} bias.

Table SB2 – Surge Current Rating

Part Number	TIA-968			Telcordia GR-1089*		IEC61000-4-5	ITU K.20/21/45*	I _{TSM} Min. (A)	di/dt (A/μs)	dV/dt (V/μs)
	Type A	Type B		I _{pp} (A)	I _{pp} (A)	I _{pp} (A)	I _{pp} (A)			
TVBxxxSA-L	I _{pp} (A) 5 x 320 μs	I _{pp} (A) 10 x 560 μs	I _{pp} (A) 10 x 160 μs	I _{pp} (A) 10 x 1000 μs	I _{pp} (A) 2 x 10 μs	I _{pp} (A) 8 x 20 μs	I _{pp} (A) 5 x 310 μs (VOC: 10 x 700μs)	22	500	2000

Notes: *Lightning current wave forms for applicable industry specification.
I_{TSM}, peak on-state surge current is measured at 60 Hz, one cycle.
di/dt: critical rate-of-rise of on-state current (pulsed power amplifier Vmax = 600V; C = 30μF).
dV/dt: critical rate-of-rise of off-state voltage (linear wave form, V₀ = rated V_{BO}, T_i = 25°C

Figure SB1 - Voltage-Current Characteristics



The voltage current (V-I) is useful in depicting the electrical characteristics of the SiBar thyristor surge protectors in relation to each other.

SiBar Thyristor Surge Protectors TVBxxxSA-L Series

Figure SB2 - Dimension Figure

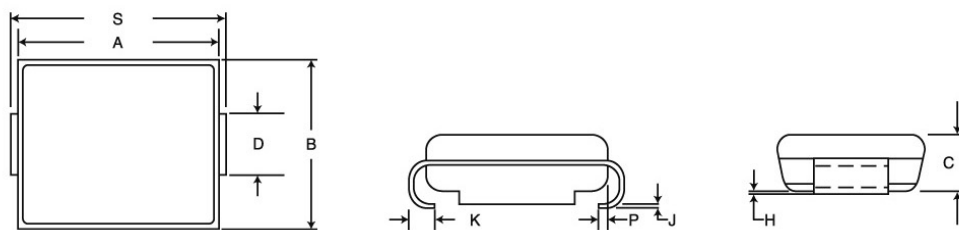


Table SB3 – Dimensions in Millimeters

Dimension	A		B		C		D	
	Min.	Max.	Min.	Max.	Min.	Max.	Min.	Max.
TVBxxxSA-L	4.06	4.57	3.30	3.94	1.90	2.41	1.95	2.20
	(0.160)	(0.180)	(0.130)	(0.155)	(0.075)	(0.095)	(0.077)	(0.087)

Dimension	H		J		K		P	S	
	Min.	Max.	Min.	Max.	Min.	Max.	Ref	Min	Max.
TVBxxxSA-L	0.051	0.200	0.150	0.31	0.76	1.27	0.51	5.21	5.59
	(0.002)	(0.008)	(0.006)	(0.012)	(0.030)	(0.050)	(0.202)	(0.205)	(0.220)

Notes: *D dimension is measured within dimension P.
TVB series devices use industry standard SMB package type.
All devices are bidirectional and may be oriented in either direction for installation

Table SB4 – Physical Characteristics and Environmental Specifications

Lead material	Matte tin finish (-L devices)
Encapsulating material	Epoxy, meets UL94V-0 requirements
Solderability	per MIL-STD-750, Method 2026
Solder heat withstand	per MIL-STD-750, Method 2031
Solvent resistance	per MIL-STD-750, Method 1022
Mechanical shock	per MIL-STD-750, Method 2016
Vibration	per MIL-STD-750, Method 2056
Storage temperature (°C)	-55 to 150
Operating temperature (°C)	-40 to 125
Junction temperature (°C)	175
Maximum Lead Temperature for Soldering Purpose; for 10s (°C)	260

Table SB5 – Reliability Tests

Test	Conditions	Duration
High temperature, reverse bias	+100°C, 50VDC bias	1000 hours
High humidity, high temperature, reverse bias	85% RH, +85°C, 50VDC bias	1000 hours
High temperature storage life	+150°C	1000 hours
Temperature cycling	-65°C to +150°C, 15 minute dwell	1000 cycles
Autoclave	100% RH, +121°C, 15 PSI	96 hours

SiBar Thyristor Surge Protectors TVBxxxSA-L Series

Figures SB3-SB6 - Typical Electrical Characteristics vs. Temperature for SiBar Thyristor Surge Protectors

Figure SB3 - Off-state Voltage vs. Temperature

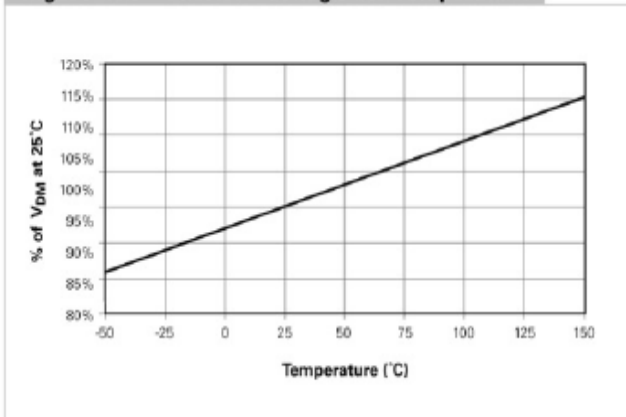


Figure SB4 - Breakover Voltage vs. Temperature

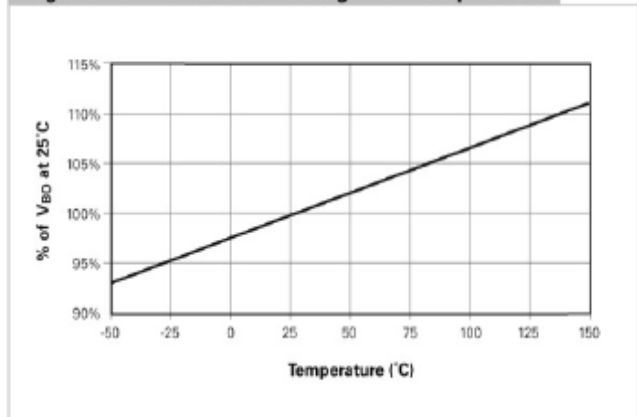


Figure SB5 - Hold Current vs. Temperature

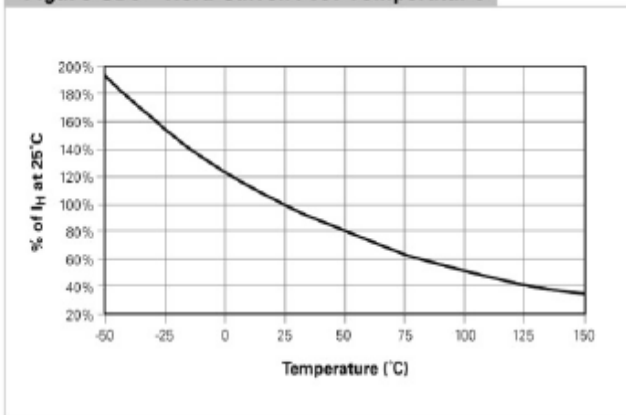
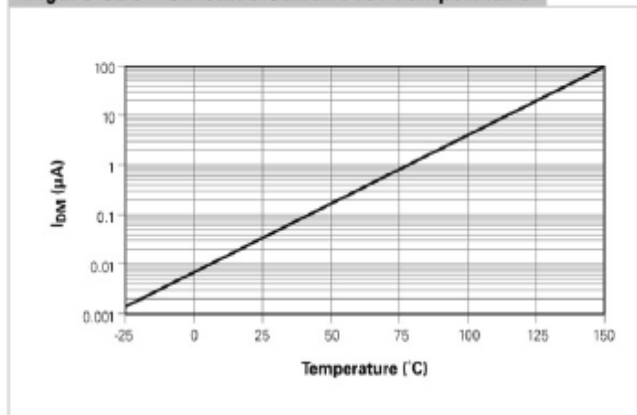


Figure SB6 - Off-state Current vs. Temperature



SiBar Thyristor Surge Protectors TVBxxxSA-L Series

Figure SB7 - Recommended Pad Layout

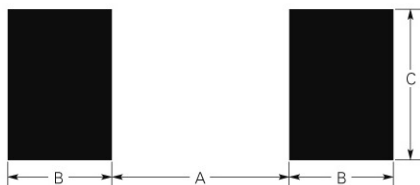


Table SB6 – Packaging and Marking Information

Part Description	Tape and Reel Quantity	Standard Package	Part Marking	Recommended Pad Layout (millimeters/inchs)			Agency Recognition*
				Dimension A (Nom.)	Dimension B (Nom.)	Dimension C (Nom.)	
TVB058SA-L	2,500	10,000	058A	2.261 (0.089)	2.159 (0.085)	2.743 (0.108)	--
TVB170SA-L	2,500	10,000	170A	2.261 (0.089)	2.159 (0.085)	2.743 (0.108)	UL
TVB180SA-L	2,500	10,000	180A	2.261 (0.089)	2.159 (0.085)	2.743 (0.108)	UL
TVB200SA-L	2,500	10,000	200A	2.261 (0.089)	2.159 (0.085)	2.743 (0.108)	UL
TVB270SA-L	2,500	10,000	270A	2.261 (0.089)	2.159 (0.085)	2.743 (0.108)	UL
TVB300SA-L	2,500	10,000	300A	2.261 (0.089)	2.159 (0.085)	2.743 (0.108)	UL

* UL497B, File # E179610

Looking for pricing, stock, or lifecycle information?

Click below to explore more details on WIN SOURCE:

 [View TVB270SA-L on WIN SOURCE](#)

 [Littelfuse Inc. Information](#)

Optimize Your Supply Chain with WIN SOURCE Solutions

-  Global Sourcing Solution
-  Obsolete Management
-  Cost Control Management
-  Shortage Management
-  Alternative Solution
-  Excess Inventory Management