



# THE DATASHEET OF 1N4749ATR





ON Semiconductor®

# 1N4728A - 1N4758A

## Zener Diodes

Tolerance = 5%



DO-41 Glass case

COLOR BAND DENOTES CATHODE

### Absolute Maximum Ratings \* T<sub>a</sub> = 25°C unless otherwise noted

Symbol	Parameter	Value	Units
P <sub>D</sub>	Power Dissipation @ TL ≤ 50°C, Lead Length = 3/8"	1.0	W
	Derate above 50°C	6.67	mW/°C
T <sub>J</sub> , T <sub>STG</sub>	Operating and Storage Temperature Range	-65 to +200	°C

\* These ratings are limiting values above which the serviceability of the diode may be impaired.

### Electrical Characteristics T<sub>a</sub> = 25°C unless otherwise noted

Device	V <sub>Z</sub> (V) @ I <sub>Z</sub> (Note 1)			Test Current I <sub>Z</sub> (mA)	Max. Zener Impedance			Leakage Current		Non-Repetitive Peak Reverse Current I <sub>ZSM</sub> (mA) (Note 2)
	Min.	Typ.	Max.		Z <sub>Z</sub> @I <sub>Z</sub> (Ω)	Z <sub>ZK</sub> @ I <sub>ZK</sub> (Ω)	I <sub>ZK</sub> (mA)	I <sub>R</sub> (μA)	V <sub>R</sub> (V)	
1N4728A	3.135	3.3	3.465	76	10	400	1	100	1	1380
1N4729A	3.42	3.6	3.78	69	10	400	1	100	1	1260
1N4730A	3.705	3.9	4.095	64	9	400	1	50	1	1190
1N4731A	4.085	4.3	4.515	58	9	400	1	10	1	1070
1N4732A	4.465	4.7	4.935	53	8	500	1	10	1	970
1N4733A	4.845	5.1	5.355	49	7	550	1	10	1	890
1N4734A	5.32	5.6	5.88	45	5	600	1	10	2	810
1N4735A	5.89	6.2	6.51	41	2	700	1	10	3	730
1N4736A	6.46	6.8	7.14	37	3.5	700	1	10	4	660
1N4737A	7.125	7.5	7.875	34	4	700	0.5	10	5	605
1N4738A	7.79	8.2	8.61	31	4.5	700	0.5	10	6	550
1N4739A	8.645	9.1	9.555	28	5	700	0.5	10	7	500
1N4740A	9.5	10	10.5	25	7	700	0.25	10	7.6	454
1N4741A	10.45	11	11.55	23	8	700	0.25	5	8.4	414
1N4742A	11.4	12	12.6	21	9	700	0.25	5	9.1	380

Device	V <sub>Z</sub> (V) @ I <sub>Z</sub> (Note 1)			Test Current I <sub>Z</sub> (mA)	Max. Zener Impedance			Leakage Current		Non-Repetitive Peak Reverse Current I <sub>ZSM</sub> (mA) (Note 2)
	Min.	Typ.	Max.		Z <sub>Z</sub> @ I <sub>Z</sub> (Ω)	Z <sub>ZK</sub> @ I <sub>ZK</sub> (Ω)	I <sub>ZK</sub> (mA)	I <sub>R</sub> (μA)	V <sub>R</sub> (V)	
1N4743A	12.35	13	13.65	19	10	700	0.25	5	9.9	344
1N4744A	14.25	15	15.75	17	14	700	0.25	5	11.4	304
1N4745A	15.2	16	16.8	15.5	16	700	0.25	5	12.2	285
1N4746A	17.1	18	18.9	14	20	750	0.25	5	13.7	250
1N4747A	19	20	21	12.5	22	750	0.25	5	15.2	225
1N4748A	20.9	22	23.1	11.5	23	750	0.25	5	16.7	205
1N4749A	22.8	24	25.2	10.5	25	750	0.25	5	18.2	190
1N4750A	25.65	27	28.35	9.5	35	750	0.25	5	20.6	170
1N4751A	28.5	30	31.5	8.5	40	1000	0.25	5	22.8	150
1N4752A	31.35	33	34.65	7.5	45	1000	0.25	5	25.1	135
1N4753A	34.2	36	37.8	7	50	1000	0.25	5	27.4	125
1N4754A	37.05	39	40.95	6.5	60	1000	0.25	5	29.7	115
1N4755A	40.85	43	45.15	6	70	1500	0.25	5	32.7	110
1N4756A	44.65	47	49.35	5.5	80	1500	0.25	5	35.8	95
1N4757A	48.45	51	53.55	5	95	1500	0.25	5	38.8	90
1N4758A	53.2	56	58.8	4.5	110	2000	0.25	5	42.6	80

**Notes:**

1. Zener Voltage (V<sub>Z</sub>)  
The zener voltage is measured with the device junction in the thermal equilibrium at the lead temperature (T<sub>L</sub>) at 30°C ± 1°C and 3/8" lead length.
2. Square wave Reverse Surge at 8.3 msec soak time.


**Top Mark Information**

Device	Line 1	Line 2	Line 3	Line 4	Line 5
1N4728A	LOGO	47	28	A	XY
1N4729A	LOGO	47	29	A	XY
1N4730A	LOGO	47	30	A	XY
1N4731A	LOGO	47	31	A	XY
1N4732A	LOGO	47	32	A	XY
1N4733A	LOGO	47	33	A	XY
1N4734A	LOGO	47	34	A	XY
1N4735A	LOGO	47	35	A	XY
1N4736A	LOGO	47	36	A	XY
1N4737A	LOGO	47	37	A	XY
1N4738A	LOGO	47	38	A	XY
1N4739A	LOGO	47	39	A	XY
1N4740A	LOGO	47	40	A	XY
1N4741A	LOGO	47	41	A	XY
1N4742A	LOGO	47	42	A	XY
1N4743A	LOGO	47	43	A	XY
1N4744A	LOGO	47	44	A	XY
1N4745A	LOGO	47	45	A	XY
1N4746A	LOGO	47	46	A	XY
1N4747A	LOGO	47	47	A	XY
1N4748A	LOGO	47	48	A	XY
1N4749A	LOGO	47	49	A	XY
1N4750A	LOGO	47	50	A	XY
1N4751A	LOGO	47	51	A	XY
1N4752A	LOGO	47	52	A	XY
1N4753A	LOGO	47	53	A	XY
1N4754A	LOGO	47	54	A	XY
1N4755A	LOGO	47	55	A	XY
1N4756A	LOGO	47	56	A	XY
1N4757A	LOGO	47	57	A	XY
1N4758A	LOGO	47	58	A	XY

## Top Mark Information (Continued)



### General Requirements:

- 1.0 Cathode Band
- 2.0 First Line:  - ON Semiconductor Logo
- 3.0 Second Line: Device name - For 1Nxx series: 3<sup>rd</sup> to 4<sup>th</sup> characters of the device name.  
For BZxx series: 4<sup>th</sup> to 6<sup>th</sup> characters of the device name.
- 4.0 Third Line: Device name - For 1Nxx series: 5<sup>th</sup> to 6<sup>th</sup> characters of the device name.  
For BZXyy series: Voltage rating
- 5.0 Third Line: Device name - For 1Nxx series: 7<sup>th</sup> to 8<sup>th</sup> characters of the device name.  
(the 8<sup>th</sup> character is the large die identification)  
For BZXyy series: Large Die Identification character
- 6.0 Fourth Line: Date Code - Two Digit - Six Weeks Date Code  
Where: X represents the last digit of the calendar year  
Y represents the Six weeks numeric code
- 7.0 Devices shall be marked as required in the device specification (PID or ON Semiconductor Test Spec).
- 8.0 Maximum no. of marking lines: 5
- 9.0 Maximum no. of digits per line: 3
- 10.0 ON Semiconductor logo must be 20 % taller than the alphanumeric marking and should occupy the 2 characters of the specified line.
- 11.0 Marking Font: Arial (Except ON Semiconductor Logo)
- 12.0 First character of each marking line must be aligned vertically.
- 13.0 All device markings must be based on ON Semiconductor device specification.

ON Semiconductor and  are trademarks of Semiconductor Components Industries, LLC dba ON Semiconductor or its subsidiaries in the United States and/or other countries. ON Semiconductor owns the rights to a number of patents, trademarks, copyrights, trade secrets, and other intellectual property. A listing of ON Semiconductor's product/patent coverage may be accessed at [www.onsemi.com/site/pdf/Patent-Marking.pdf](http://www.onsemi.com/site/pdf/Patent-Marking.pdf). ON Semiconductor reserves the right to make changes without further notice to any products herein. ON Semiconductor makes no warranty, representation or guarantee regarding the suitability of its products for any particular purpose, nor does ON Semiconductor assume any liability arising out of the application or use of any product or circuit, and specifically disclaims any and all liability, including without limitation special, consequential or incidental damages. Buyer is responsible for its products and applications using ON Semiconductor products, including compliance with all laws, regulations and safety requirements or standards, regardless of any support or applications information provided by ON Semiconductor. "Typical" parameters which may be provided in ON Semiconductor data sheets and/or specifications can and do vary in different applications and actual performance may vary over time. All operating parameters, including "Typicals" must be validated for each customer application by customer's technical experts. ON Semiconductor does not convey any license under its patent rights nor the rights of others. ON Semiconductor products are not designed, intended, or authorized for use as a critical component in life support systems or any FDA Class 3 medical devices or medical devices with a same or similar classification in a foreign jurisdiction or any devices intended for implantation in the human body. Should Buyer purchase or use ON Semiconductor products for any such unintended or unauthorized application, Buyer shall indemnify and hold ON Semiconductor and its officers, employees, subsidiaries, affiliates, and distributors harmless against all claims, costs, damages, and expenses, and reasonable attorney fees arising out of, directly or indirectly, any claim of personal injury or death associated with such unintended or unauthorized use, even if such claim alleges that ON Semiconductor was negligent regarding the design or manufacture of the part. ON Semiconductor is an Equal Opportunity/Affirmative Action Employer. This literature is subject to all applicable copyright laws and is not for resale in any manner.

## PUBLICATION ORDERING INFORMATION

### LITERATURE FULFILLMENT:



Literature Distribution Center for ON Semiconductor  
19521 E. 32nd Pkwy, Aurora, Colorado 80011 USA  
**Phone:** 303-675-2175 or 800-344-3860 Toll Free USA/Canada  
**Fax:** 303-675-2176 or 800-344-3867 Toll Free USA/Canada  
**Email:** [orderlit@onsemi.com](mailto:orderlit@onsemi.com)

**N. American Technical Support:** 800-282-9855 Toll Free  
USA/Canada  
**Europe, Middle East and Africa Technical Support:**  
Phone: 421 33 790 2910  
**Japan Customer Focus Center**  
Phone: 81-3-5817-1050

**ON Semiconductor Website:** [www.onsemi.com](http://www.onsemi.com)  
**Order Literature:** <http://www.onsemi.com/orderlit>  
For additional information, please contact your local  
Sales Representative

## Looking for pricing, stock, or lifecycle information?

Click below to explore more details on WIN SOURCE:

-  [View 1N4749ATR on WIN SOURCE](#)
-  [Fairchild/ON Semiconductor Information](#)

## Optimize Your Supply Chain with WIN SOURCE Solutions

-  Global Sourcing Solution
-  Obsolete Management
-  Cost Control Management
-  Shortage Management
-  Alternative Solution
-  Excess Inventory Management