



**THE DATASHEET OF
ADNS-3120-001**



ADNS-3120-001

Solid-State Optical Mouse Lens



Data Sheet

Description

The ADNS-3120-001 Solid-State Optical Mouse Lens is designed for use with Avago Technologies Optical Mouse Sensors ADNS-3040 and the illumination subsystem provided by the ADNS-2220 LED Assembly Clip and the HLMP-EG3E-xxxxx LED. Together with the LED, ADNS-3120-001 provides the directed illumination and optical imaging necessary for proper operation of the Optical Mouse Sensor. The lens is a precision molded optical component and should be handled with care to avoid scratching of the optical surfaces.

Ordering Information

Specify Part Number as follows:

Flange	Part Number	Material
Trim	ADNS-3120-001	Polycarbonate

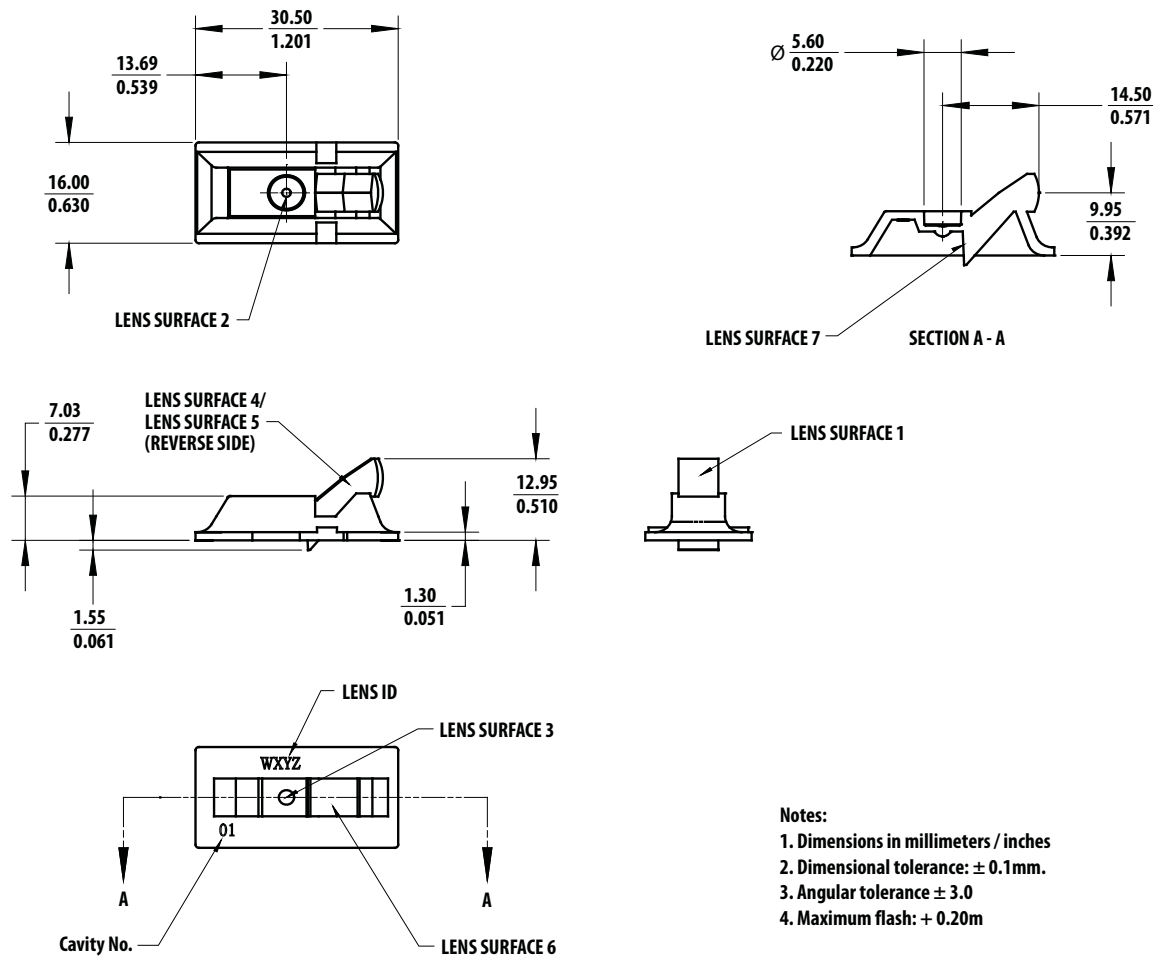


Figure 1. ADNS-3120-001 Outline Drawing

Mechanical Assemble Requirements

All specifications reference Figure 2, Optical System Assembly Diagram.

Parameter	Symbol	Min.	Typical	Max.	Units	Conditions
Distance from Object Surface to Lens Reference Plane	A	2.45	2.55	2.65	mm	
Distance from Mouse Sensor Lid contact with lens Surface to Object Surface	B		9.43		mm	Sensor lid must be in contact with lens housing surface

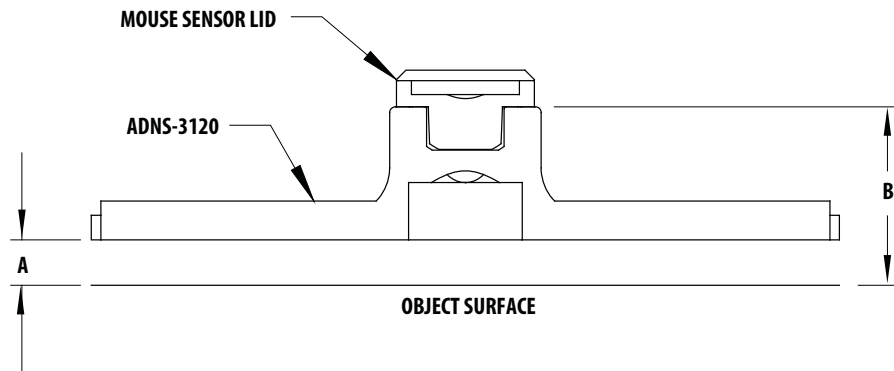
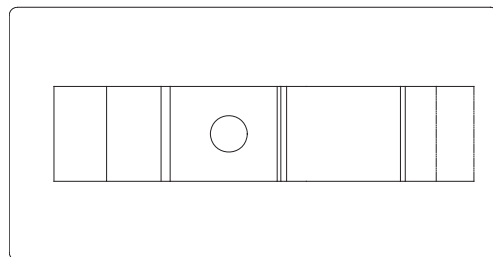


Figure 2. Optical System Assembly Diagram



NOTES:

1. TOPSIDE LOGO EXTENDS 0.2 mm ABOVE THE FLANGE SURFACE.
2. BOTTOMSIDE LOGO EXTENDS 0.1 mm BELOW THE SURFACE.
3. BOTTOMSIDE LOGO IS EITHER LEFT SIDE, AS SHOWN AS ABOVE, OR PRISM SIDE OF THE LENS

Figure 3. Logo Locations.

Lens Design Optical Performance Specifications

All specifications are based on the Mechanical Assemble Requirements.

Parameter	Symbol	Min.	Typical	Max.	Units	Conditions
Numerical Aperture	NA	0.1	0.13	0.16		
Magnification		0.85	1.00	1.15		Image at nominal location
Design Wavelength	λ		639		nm	
Object to Image Distance			11.00		mm	
Lens Material*Index of Refraction	N	1.580	1.5818	1.5840		$\lambda = 639\text{nm}$
Depth of Field	DOF		± 0.5		mm	
Field Coverage Radius			1.8		mm	

*Lens material is polycarbonate. Cyanoacrylate based adhesives should not be used as they will cause lens material deformation.

Mounting Instructions for the ADNS-3120-001 Lens to the Base Plate.

An IGES format drawing file with design specifications for mouse base plate features is available.

These features are useful in maintaining proper positioning and alignment of the ADNS-3120-001 when used with the Avago Technologies Optical Mouse Sensor. This file can be obtained by contacting your local Avago Technologies sales representative.

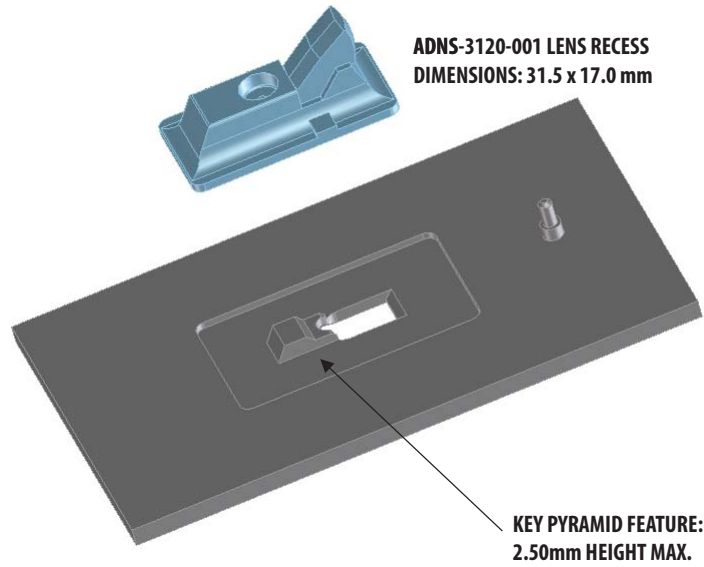


Figure 4. Illustration of base plate mounting features.

For product information and a complete list of distributors, please go to our web site: www.avagotech.com

Avago, Avago Technologies, and the A logo are trademarks of Avago Technologies in the United States and other countries. Data subject to change. Copyright © 2005-2011 Avago Technologies. All rights reserved. Obsoletes 5989-3581EN AV02-0945EN - June 15, 2011

Avago
TECHNOLOGIES

Looking for pricing, stock, or lifecycle information?

Click below to explore more details on WIN SOURCE:

 [View ADNS-3120-001 on WIN SOURCE](#)

 [Broadcom Limited](#) Information

Optimize Your Supply Chain with WIN SOURCE Solutions

-  Global Sourcing Solution
-  Obsolete Management
-  Cost Control Management
-  Shortage Management
-  Alternative Solution
-  Excess Inventory Management