



**THE DATASHEET OF  
DPX165850DT-8017A1**





# Multilayer Diplexer

For 2400-2500MHz / 4900-5850MHz

# DPX165850DT-8017A1

---

**1.6x0.8mm [EIA 0603]\***

\* Dimensions Code JIS[EIA]

---

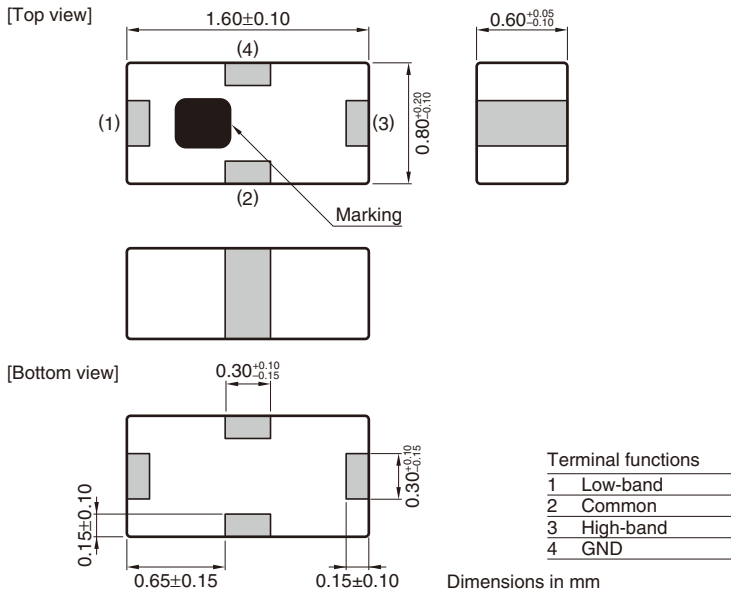
# Multilayer Diplexer

Conformity to RoHS Directive

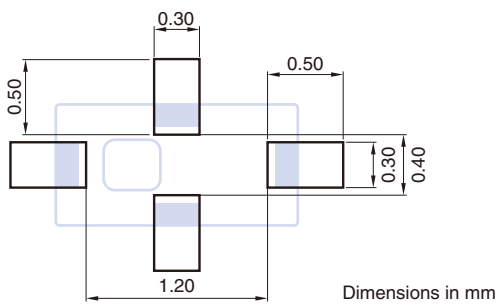
For 2400-2500MHz / 4900-5850MHz

## DPX165850DT-8017A1

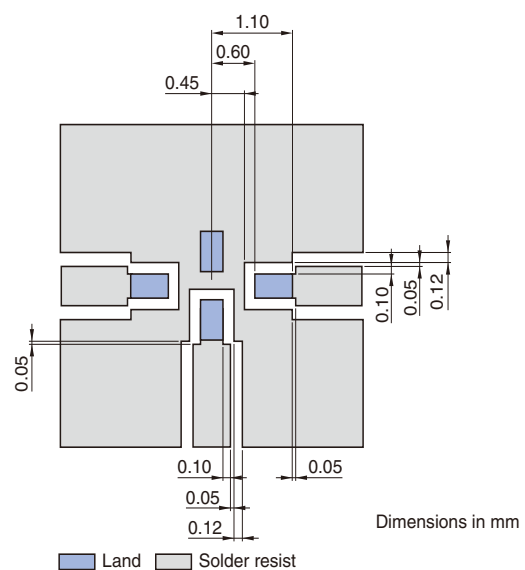
### SHAPES AND DIMENSIONS



### RECOMMENDED LAND PATTERN



### EVALUATION BOARD



Line width should be designed to match 50Ω characteristic impedance, depending on PCB material and thickness.

RoHS Directive Compliant Product: See the following for more details related to RoHS Directive compliant products. <http://product.tdk.com/en/environment/rohs/>

- All specifications are subject to change without notice.
- Before using these products, be sure to request the delivery specifications.

# DPX165850DT-8017A1

## ELECTRICAL CHARACTERISTICS

### LOW-BAND

Item	Frequency Range (MHz)	Min.	Typ.	Max.
Insertion Loss (dB)	2400 to 2500	—	0.30	0.40
Return Loss (dB)	2400 to 2500	12.74	19.4	—
Attenuation (dB)	4900 to 5850	20	23.1	—
Characteristic Impedance ( $\Omega$ )			50 (Nominal)	

· Ta: +25±5°C

### HIGH-BAND

Item	Frequency Range (MHz)	Min.	Typ.	Max.
Insertion Loss (dB)	4900 to 5850	—	0.37	0.60
Return Loss (dB)	4900 to 5850	10.16	16.5	—
Attenuation (dB)	2400 to 2500	20	35.2	—
Characteristic Impedance ( $\Omega$ )			50 (Nominal)	

· Ta: +25±5°C

### COMMON

Item	Frequency Range (MHz)	Min.	Typ.	Max.
Return Loss (dB)	2400 to 2500	12.74	18.8	—
	4900 to 5850	10.16	16.8	—
Characteristic Impedance ( $\Omega$ )			50 (Nominal)	

· Ta: +25±5°C

## TEMPERATURE RANGE

Operating temperature (°C)	Storage temperature (°C)
-40 to +85	-40 to +85

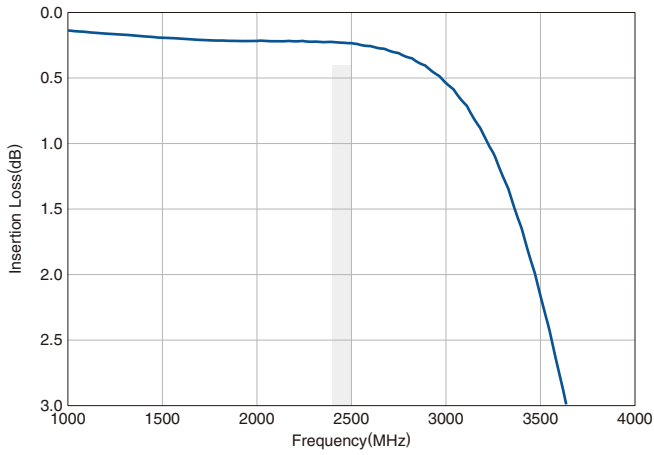
- All specifications are subject to change without notice.
- Before using these products, be sure to request the delivery specifications.

# DPX165850DT-8017A1

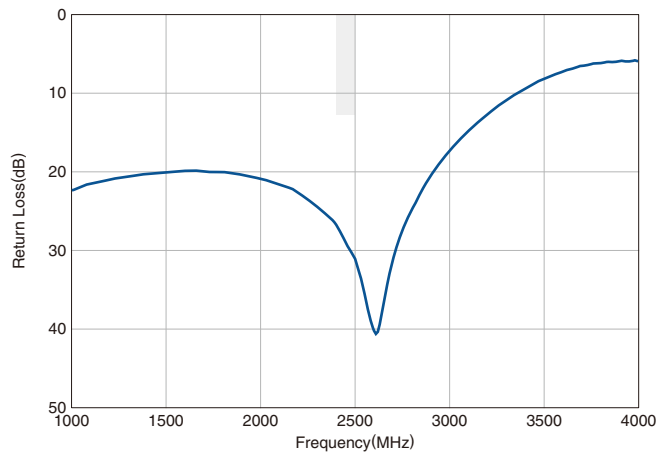
## FREQUENCY CHARACTERISTICS

### LOW-BAND

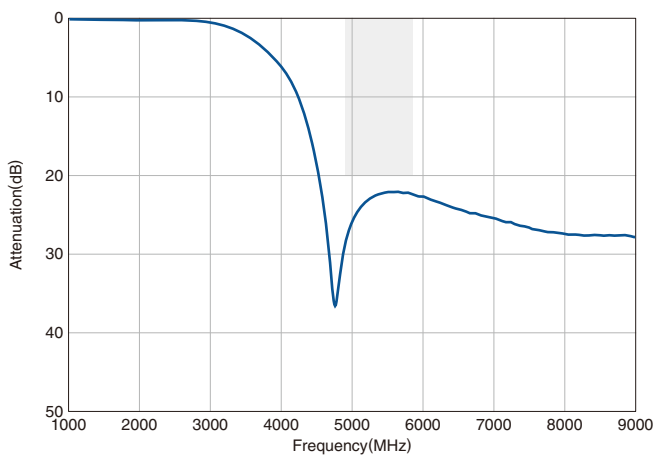
#### Insertion Loss



#### Return Loss

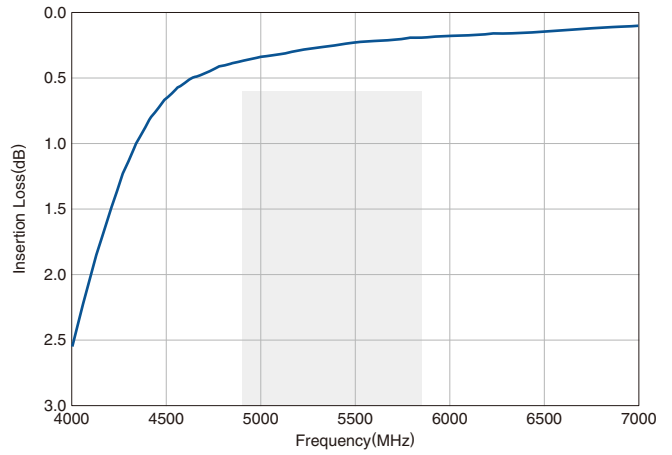


#### Attenuation

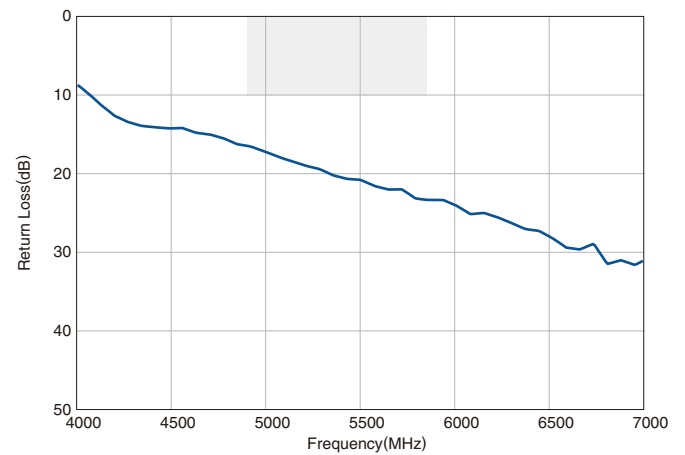


### HIGH-BAND

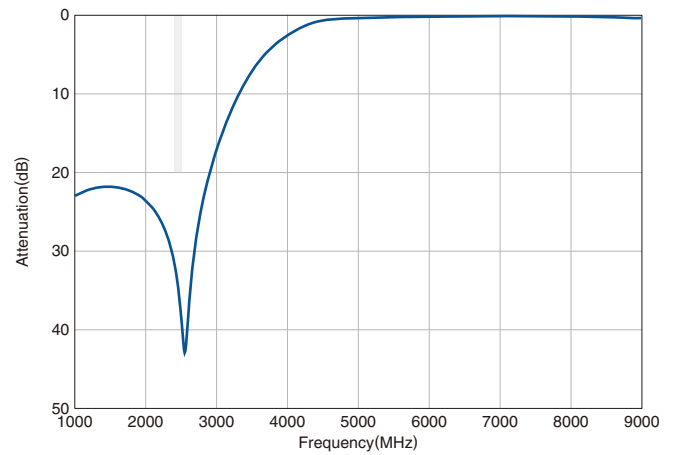
#### Insertion Loss



#### Return Loss



#### Attenuation



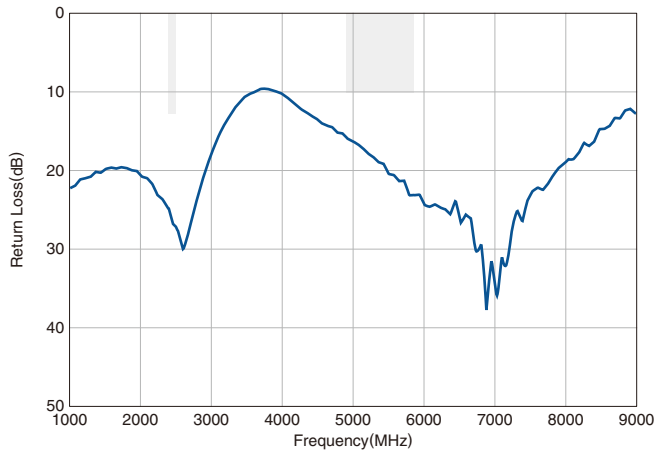
- All specifications are subject to change without notice.
- Before using these products, be sure to request the delivery specifications.

# DPX165850DT-8017A1

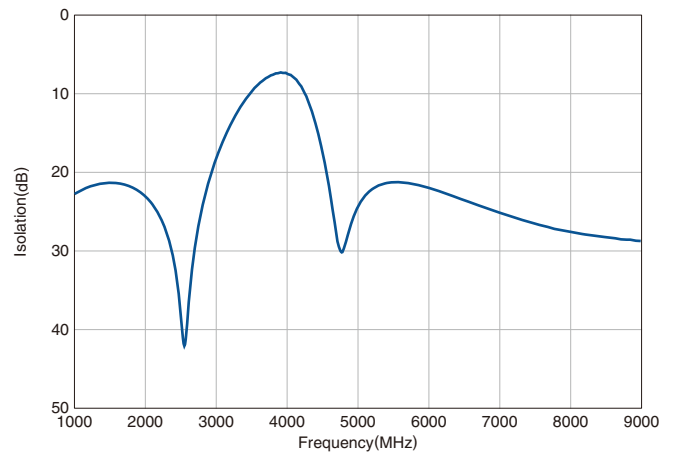
## FREQUENCY CHARACTERISTICS

### COMMON

#### Return Loss

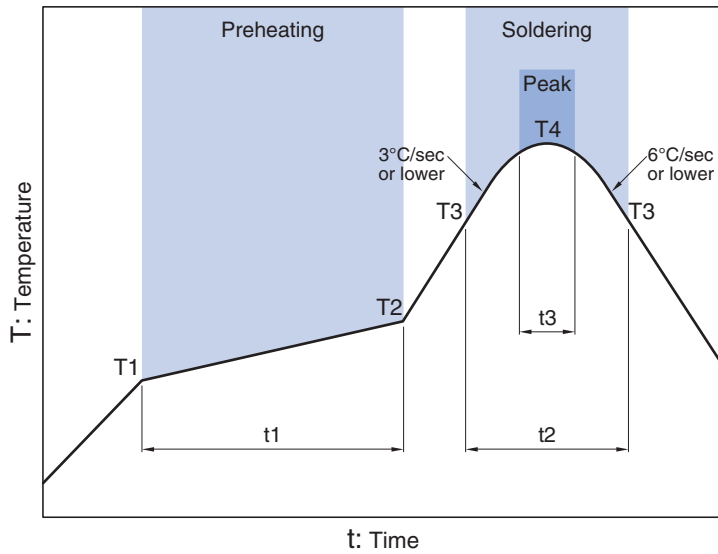


#### Isolation



- All specifications are subject to change without notice.
- Before using these products, be sure to request the delivery specifications.

**RECOMMENDED REFLOW PROFILE**



Preheating			Soldering			
Temp.	Time		Critical zone (T3 to T4)		Peak	
T1	T2	t1	Temp.	Time	Temp.	Time
150°C	200°C	60 to 120sec	T3	t2	T4	t3*
			217°C	60 to 120sec	240 to 260°C	30sec max.

\* t3 : Time within 5°C of actual peak temperature  
 The maximum number of reflow is 3.

## REMINDERS FOR USING THESE PRODUCTS

Before using these products, be sure to request the delivery specifications.

### SAFETY REMINDERS

Please pay sufficient attention to the warnings for safe designing when using these products.

#### REMINDERS

The products listed on this catalog are intended for use in general electronic equipment (AV equipment, telecommunications equipment, home appliances, amusement equipment, computer equipment, personal equipment, office equipment, measurement equipment, industrial robots) under a normal operation and use condition.

The products are not designed or warranted to meet the requirements of the applications listed below, whose performance and/or quality require a more stringent level of safety or reliability, or whose failure, malfunction or trouble could cause serious damage to society, person or property.



Please understand that we are not responsible for any damage or liability caused by use of the products in any of the applications below or for any other use exceeding the range or conditions set forth in this catalog.

- |   |  |
|---|--|
| (1) Aerospace/Aviation equipment                                  | (8) Public information-processing equipment                                  |
| (2) Transportation equipment (cars, electric trains, ships, etc.) | (9) Military equipment   |
| (3) Medical equipment   | (10) Electric heating apparatus, burning equipment                           |
| (4) Power-generation control equipment                            | (11) Disaster prevention/crime prevention equipment                          |
| (5) Atomic energy-related equipment                               | (12) Safety equipment  |
| (6) Seabed equipment  | (13) Other applications that are not considered general-purpose applications |
| (7) Transportation control equipment                              |  |

When using this product in general-purpose applications, you are kindly requested to take into consideration securing protection circuit/equipment or providing backup circuits, etc., to ensure higher safety.

## Looking for pricing, stock, or lifecycle information?

Click below to explore more details on WIN SOURCE:

-  [View DPX165850DT-8017A1 on WIN SOURCE](#)
-  [TDK Corporation Information](#)

## Optimize Your Supply Chain with WIN SOURCE Solutions

-  Global Sourcing Solution
-  Obsolete Management
-  Cost Control Management
-  Shortage Management
-  Alternative Solution
-  Excess Inventory Management