

UP05C8GG

Silicon NPN epitaxial planar type (Tr)
 Silicon epitaxial planar type (CCD load device)

For CCD output circuits

■ Features

- Two elements incorporated into one package (Tr + CCD load device)
- Costs can be reduced through downsizing of the equipment and reduction of the number of parts.

■ Basic Part Number

- 2SC3932G + CCD load device

■ Package

- Code
SSMini6-F2
- Pin Name

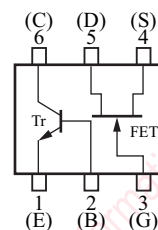
1: Emitter	4: Source
2: Base	5: Drain
3: Gate	6: Collector

■ Absolute Maximum Ratings $T_a = 25^\circ\text{C}$

	Parameter	Symbol	Rating	Unit
Tr	Collector-base voltage (Emitter open)	V_{CBO}	30	V
	Collector-emitter voltage (Base open)	V_{CEO}	20	V
	Emitter-base voltage (Collector open)	V_{EBO}	3	V
	Collector current	I_C	50	mA
CCD load device	Limiting element voltage	V_{max}	40	V
	Limiting element current	I_{max}	10	mA
	Total power dissipation *	P_T	125	mW
Overall	Junction temperature	T_j	125	$^\circ\text{C}$
	Storage temperature	T_{stg}	-55 to +125	$^\circ\text{C}$

■ Marking Symbol: 4V

■ Internal Connection



Note) * : Measuring on substrate at 17 mm × 10 mm × 1 mm

■ Electrical Characteristics $T_a = 25^\circ\text{C} \pm 3^\circ\text{C}$

• Tr

Parameter	Symbol	Conditions	Min	Typ	Max	Unit
Collector-base voltage (Emitter open)	V_{CBO}	$I_C = 100 \mu\text{A}, I_E = 0$	30			V
Emitter-base voltage (Collector open)	V_{EBO}	$I_E = 10 \mu\text{A}, I_C = 0$	3			V
Base-emitter voltage	V_{BE}	$V_{CE} = 10 \text{V}, I_C = 2 \text{mA}$		720		mV
Forward current transfer ratio	h_{FE}	$V_{CE} = 10 \text{V}, I_C = 2 \text{mA}$	25		250	—
Transition frequency *	f_T	$V_{CB} = 10 \text{V}, I_E = -15 \text{mA}, f = 200 \text{MHz}$	800		1200	MHz
Power gain	PG	$V_{CB} = 10 \text{V}, I_E = -1 \text{mA}, f = 100 \text{MHz}$		20		dB

Note) Measuring methods are based on JAPANESE INDUSTRIAL STANDARD JIS C 7030 measuring methods for transistors.

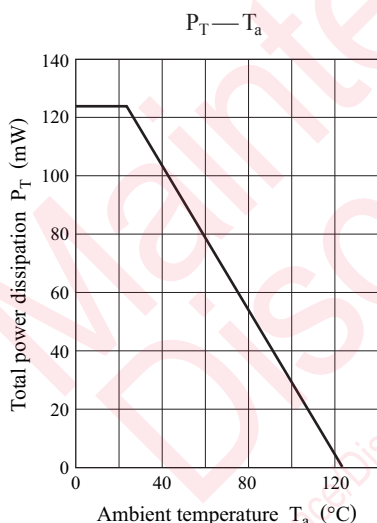
*: Pulse measurement

• CCD Load Device

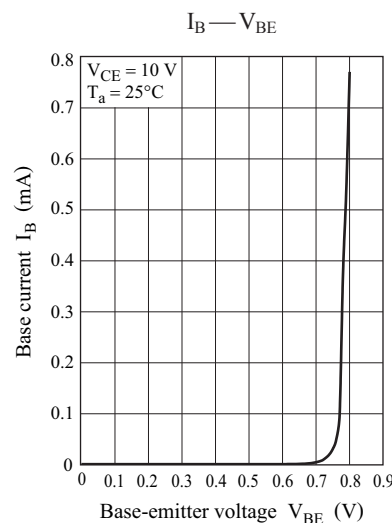
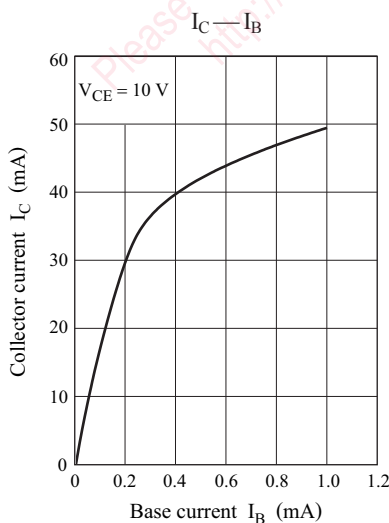
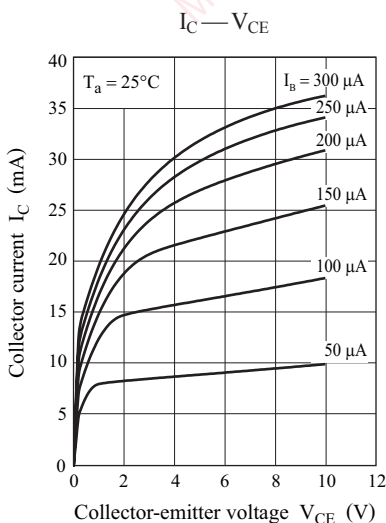
Parameter	Symbol	Conditions	Min	Typ	Max	Unit
Pinch off current	I_P	$V_{DS} = 10 \text{V}, V_G = 0$	3.5		5.5	mA
Output impedance	Z_O	$V_{DS} = 10 \text{V}, V_G = 0$		0.05		$M\Omega$

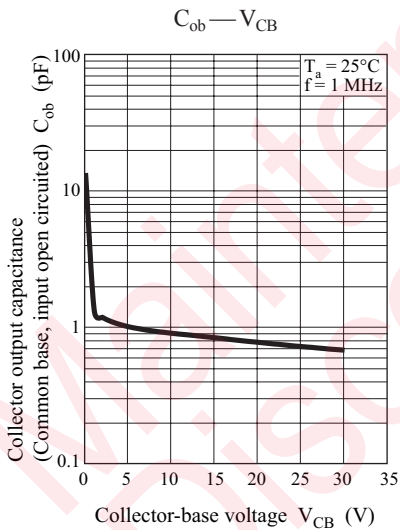
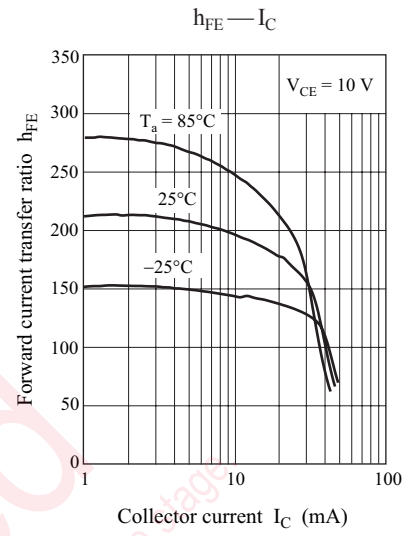
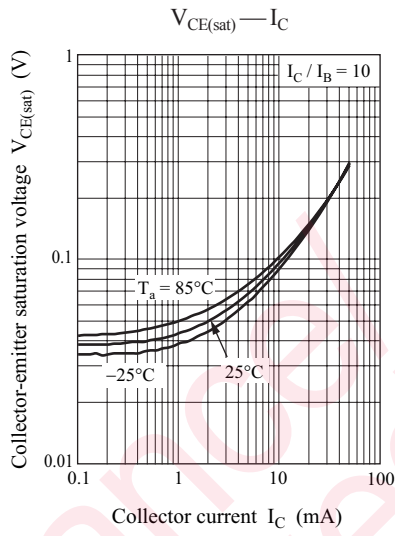
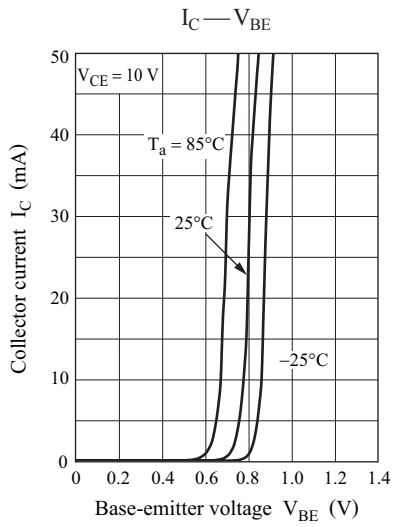
Note) Measuring methods are based on JAPANESE INDUSTRIAL STANDARD JIS C 7030 measuring methods for transistors.

Common characteristics chart

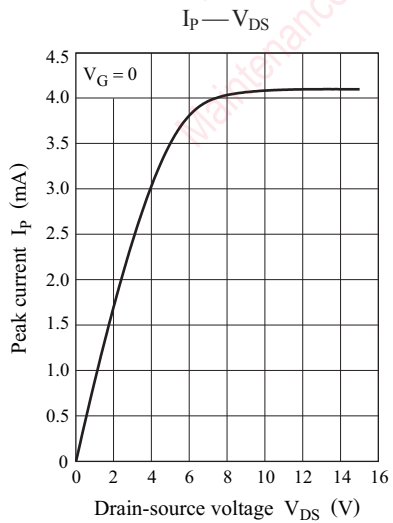


Characteristics charts of Tr



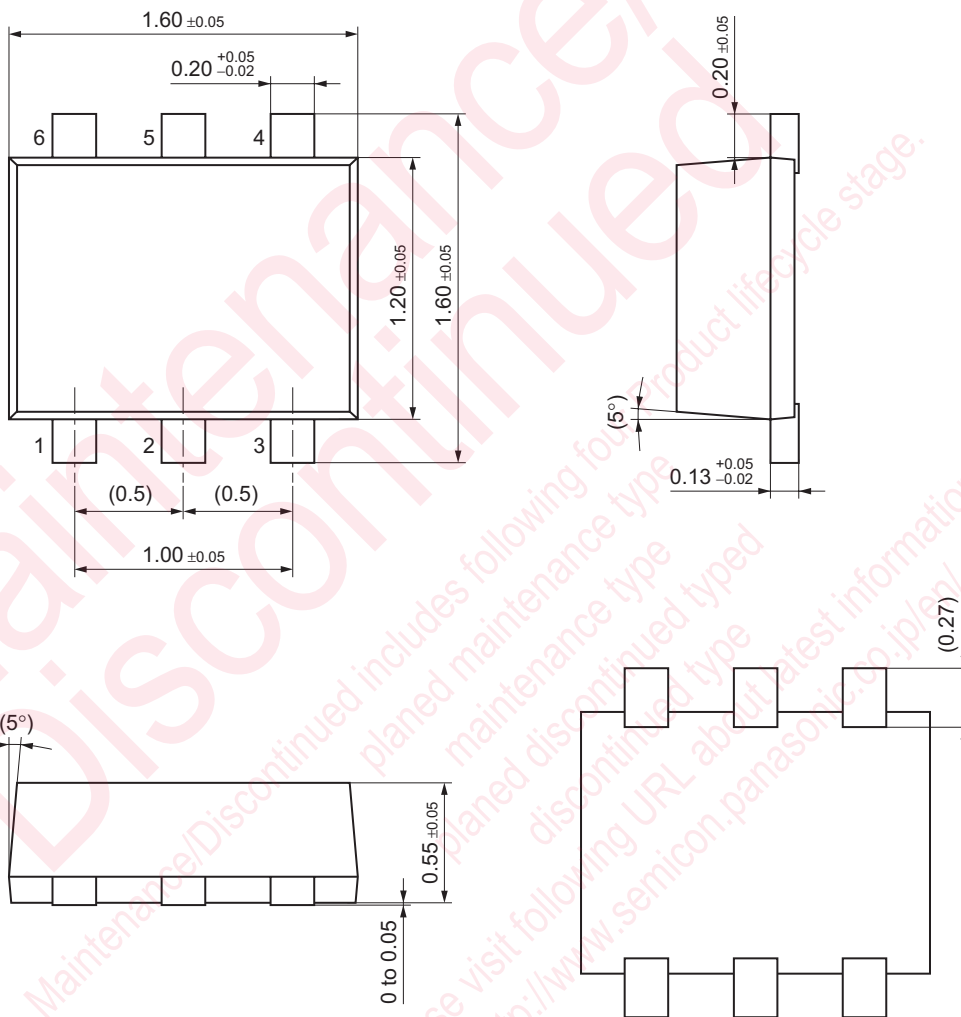


Characteristics charts of CCD load device



SSMini6-F2

Unit: mm



utions in using the technical information and scribed in this book

s book is to be exported or provided to non-residents, the laws and
rd to security export control, must be observed.

ly to show the main characteristics and application circuit examples
l property right or other right owned by our company or any other
any as to the infringement upon any such right owned by any other
rmation described in this book.

standard applications or general electronic equipment (such as office
and household appliances).

ng applications:

biles, traffic control equipment, combustion equipment, life support
reliability are required, or if the failure or malfunction of the prod-

ck are subject to change without notice for modification and/or im-
use of the products, therefore, ask for the most up-to-date Product
atisfy your requirements.

bsolute maximum rating and the guaranteed operating conditions
(.). Especially, please be careful not to exceed the range of absolute
er-off and mode-switching. Otherwise, we will not be liable for any



take into the consideration of incidence of break down and failure
n the systems such as redundant design, arresting the spread of fire
al injury, fire, social damages, for example, by using the products.

own and characteristics change due to external factors (ESD, EOS,
mounting or at customer's process. When using products for which
shelf life and the elapsed time since first opening the packages.

ly or partially, without the prior written permission of Matsushita

Looking for pricing, stock, or lifecycle information?

Click below to explore more details on WIN SOURCE:

-  [View UP05C8GG0L on WIN SOURCE](#)
-  [Panasonic Information](#)

Optimize Your Supply Chain with WIN SOURCE Solutions

-  Global Sourcing Solution
-  Obsolete Management
-  Cost Control Management
-  Shortage Management
-  Alternative Solution
-  Excess Inventory Management