



**THE DATASHEET OF  
STTH1506DPI**



## Tandem 600V HYPERFAST BOOST DIODE

### MAJOR PRODUCTS CHARACTERISTICS

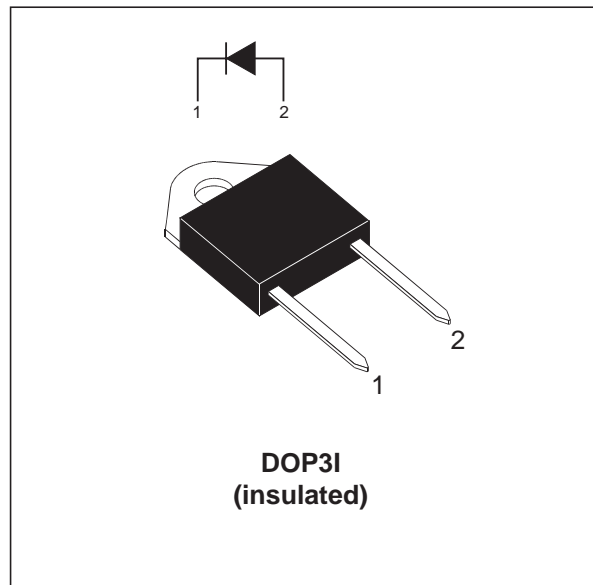
$I_{F(AV)}$	15 A
$V_{RRM}$	600 V
$T_j(max)$	150 °C
$V_F(max)$	2.4 V
$I_{RM}(typ.)$	4.8 A
$t_{rr}(typ.)$	16 ns

### FEATURES AND BENEFITS

- ESPECIALLY SUITED AS BOOST DIODE IN CONTINUOUS MODE POWER FACTOR CORRECTORS AND HARD SWITCHING CONDITIONS
- DESIGNED FOR HIGH DI/DT OPERATION. HYPERFAST RECOVERY CURRENT TO COMPETE WITH SIC DEVICES. ALLOWS DOWNSIZING OF MOSFET AND HEATSINKS
- INTERNAL CERAMIC INSULATED DEVICES WITH EQUAL THERMAL CONDITIONS FOR BOTH 300V DIODES
- INSULATION (2500V<sub>RMS</sub>) ALLOWS PLACEMENT ON SAME HEATSINK AS MOSFET AND FLEXIBLE HEATSINKING ON COMMON OR SEPARATE HEATSINK
- STATIC AND DYNAMIC EQUILIBRIUM OF INTERNAL DIODES ARE WARRANTED BY DESIGN
- PACKAGE CAPACITANCE: C=16pF

### ABSOLUTE RATINGS (limiting values)

Symbol	Parameter		Value	Unit
$V_{RRM}$	Repetitive peak reverse voltage		600	V
$I_{F(RMS)}$	RMS forward current		26	A
$I_{FSM}$	Surge non repetitive forward current	$t_p = 10\text{ ms}$ sinusoidal	130	A
$I_{peak}$	Peak current waveform	$\delta = 0.15$ $T_c = 120^\circ\text{C}$	35	A
$T_{stg}$	Storage temperature range		-65 +150	°C
$T_j$	Maximum operating junction temperature		+ 150	°C



### DESCRIPTION

The TURBOSWITCH "H" is an ultra high performance diode composed of two 300V dice in series. TURBOSWITCH "H" family drastically cuts losses in the associated MOSFET when run at high  $di_F/dt$ .

## STTH1506DPI

### THERMAL AND POWER DATA

Symbol	Parameter	Test conditions	Value	Unit
$R_{th(j-c)}$	Junction to case		1.6	°C/W

### STATIC ELECTRICAL CHARACTERISTICS (for both diodes)

Symbol	Parameter	Tests Conditions	Min.	Typ.	Max.	Unit
$I_R^*$	Reverse leakage current	$V_R = V_{RRM}$	$T_j = 25^\circ\text{C}$		20	$\mu\text{A}$
			$T_j = 125^\circ\text{C}$		30	
$V_F^{**}$	Forward voltage drop	$I_F = 15\text{ A}$	$T_j = 25^\circ\text{C}$		3.6	V
			$T_j = 150^\circ\text{C}$		1.95	

Pulse test: \*  $t_p = 100\text{ms}$ ,  $\delta < 2\%$

\*\*  $t_p = 380\mu\text{s}$ ,  $\delta < 2\%$

To evaluate the maximum conduction losses use the following equation:

$$P = 1.7 \times I_{F(AV)} + 0.047 \times I_{F(RMS)}^2$$

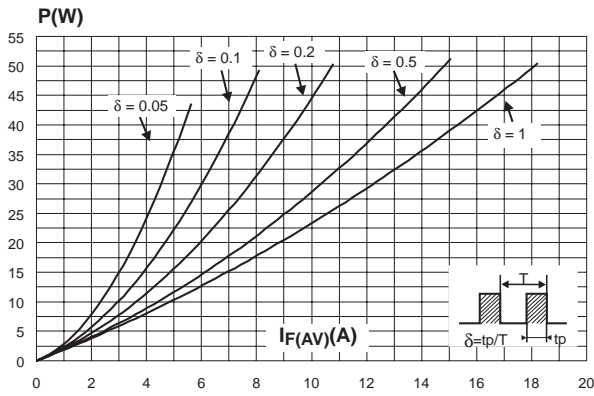
### RECOVERY CHARACTERISTICS

Symbol	Parameter	Tests Conditions	Min.	Typ.	Max.	Unit	
$t_{rr}$	Reverse recovery time	$I_F = 0.5\text{ A}$ $I_{rr} = 0.25\text{ A}$ $I_R = 1\text{ A}$	$T_j = 25^\circ\text{C}$		16	ns	
		$I_F = 1\text{ A}$ $dI_F/dt = -50\text{ A}/\mu\text{s}$ $V_R = 30\text{ V}$					35
$I_{RM}$	Reverse recovery current	$V_R = 400\text{ V}$ $I_F = 15\text{ A}$ $dI_F/dt = -200\text{ A}/\mu\text{s}$	$T_j = 125^\circ\text{C}$		4.8	6.0	A
S	Reverse recovery softness factor				0.4		-
$Q_{rr}$	Reverse recovery charges				80		nC

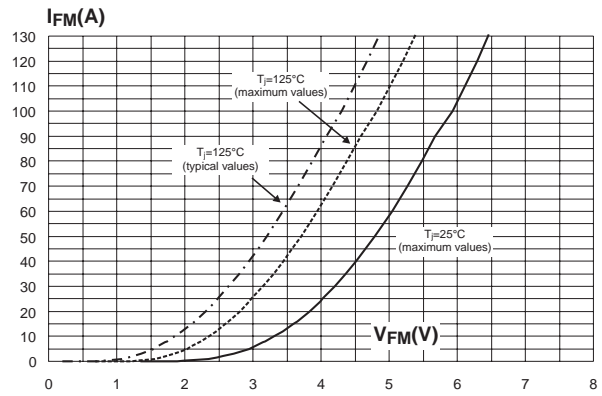
### TURN-ON SWITCHING CHARACTERISTICS

Symbol	Parameter	Tests Conditions	Min.	Typ.	Max.	Unit
$t_{fr}$	Forward recovery time	$I_F = 15\text{ A}$ $dI_F/dt = 100\text{ A}/\mu\text{s}$ , $V_{FR} = 1.1 \times V_{Fmax}$			200	ns
$V_{FP}$	Forward recovery voltage	$I_F = 15\text{ A}$ $dI_F/dt = 100\text{ A}/\mu\text{s}$			6	V

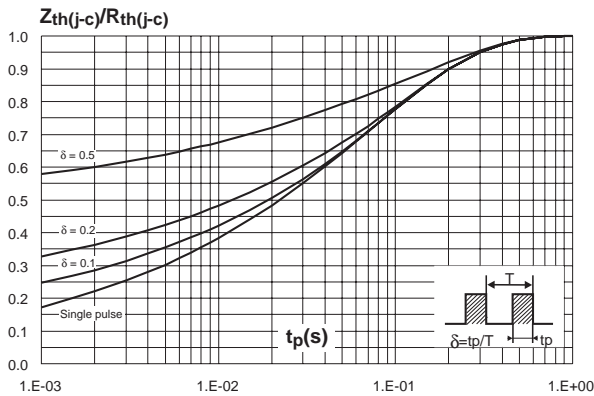
**Fig. 1:** Conduction losses versus average current.



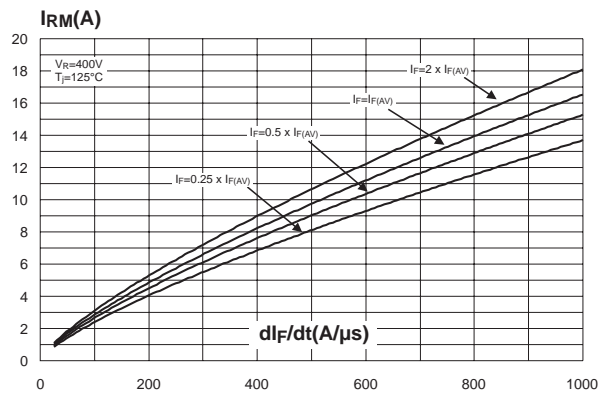
**Fig. 2:** Forward voltage drop versus forward current.



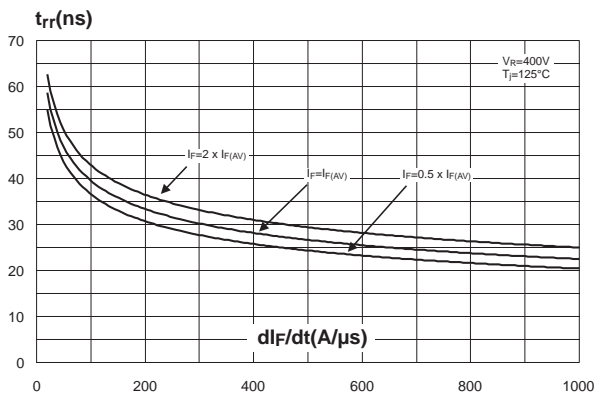
**Fig. 3:** Relative variation of thermal impedance junction to case versus pulse duration.



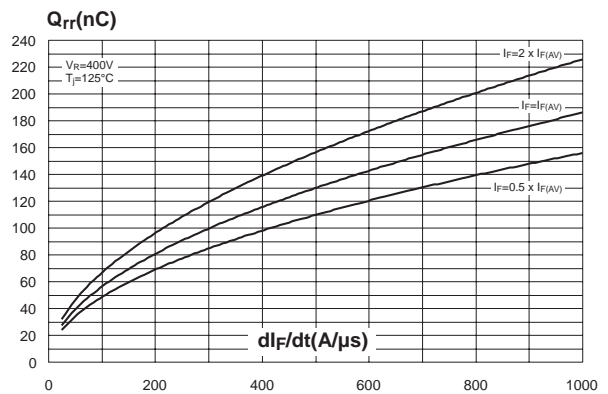
**Fig. 4:** Peak reverse recovery current versus  $di_F/dt$  (typical values).



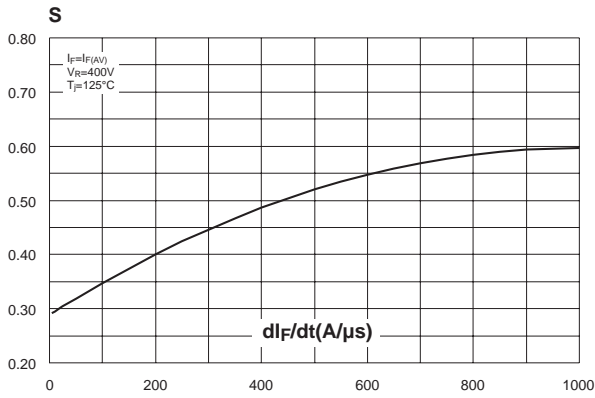
**Fig. 5:** Reverse recovery time versus  $di_F/dt$  (typical values).



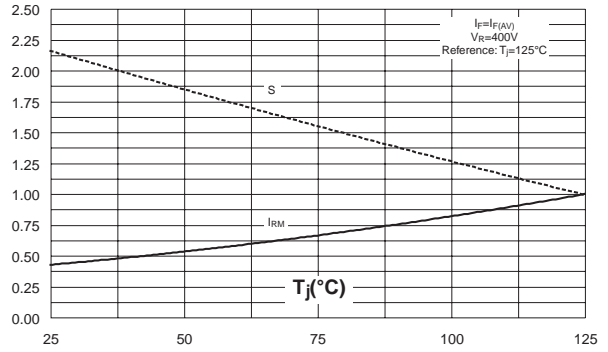
**Fig. 6:** Reverse recovery charges versus  $di_F/dt$  (typical values).



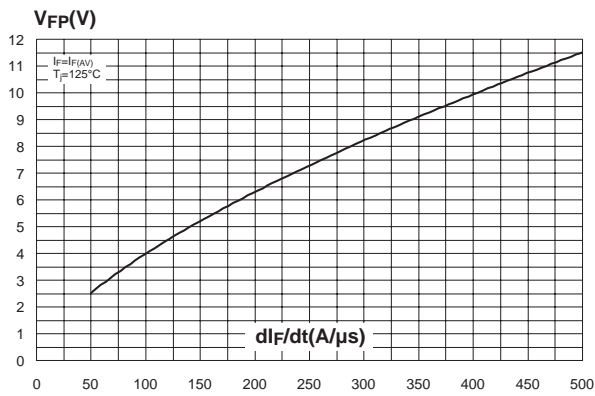
**Fig. 7:** Softness factor versus  $di_F/dt$  (typical values).



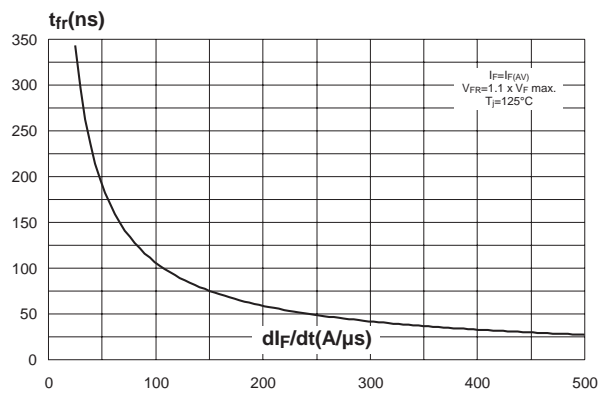
**Fig. 8:** Relative variations of dynamic parameters versus junction temperature.



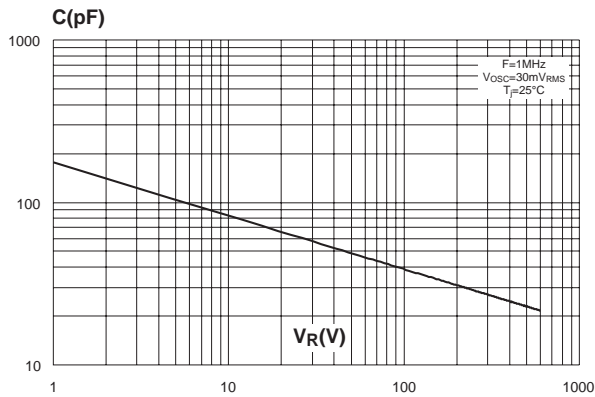
**Fig. 9:** Transient peak forward voltage versus  $di_F/dt$  (typical values).



**Fig. 10:** Forward recovery time versus  $di_F/dt$  (typical values).



**Fig. 11:** Junction capacitance versus reverse voltage applied (typical values).



**PACKAGE MECHANICAL DATA**  
 DOP3I

REF.	DIMENSIONS			
	Millimeters		Inches	
	Min.	Max.	Min.	Max.
A	4.4	4.6	0.173	0.181
B	1.45	1.55	0.057	0.061
C	14.35	15.60	0.565	0.614
D	0.5	0.7	0.020	0.028
E	2.7	2.9	0.106	0.114
F	15.8	16.5	0.622	0.650
G	20.4	21.1	0.815	0.831
H	15.1	15.5	0.594	0.610
K	3.4	3.65	0.134	0.144
L	4.08	4.17	0.161	0.164
N	10.8	11.3	0.425	0.444
P	1.20	1.40	0.047	0.055
R	4.60 typ.		0.181 typ.	

Ordering code	Marking	Package	Weight	Base qty	Delivery mode
STTH1506DPI	STTH1506DPI	DOP3I	4.46 g.	30	Tube

- Epoxy meets UL94,V0

Information furnished is believed to be accurate and reliable. However, STMicroelectronics assumes no responsibility for the consequences of use of such information nor for any infringement of patents or other rights of third parties which may result from its use. No license is granted by implication or otherwise under any patent or patent rights of STMicroelectronics. Specifications mentioned in this publication are subject to change without notice. This publication supersedes and replaces all information previously supplied. STMicroelectronics products are not authorized for use as critical components in life support devices or systems without express written approval of STMicroelectronics.

The ST logo is a registered trademark of STMicroelectronics.

All other names are the property of their respective owners.

© 2003 STMicroelectronics - All rights reserved.

STMicroelectronics GROUP OF COMPANIES

Australia - Belgium - Brazil - Canada - China - Czech Republic - Finland - France - Germany -  
 Hong Kong - India - Israel - Italy - Japan - Malaysia - Malta - Morocco - Singapore - Spain -  
 Sweden - Switzerland - United Kingdom - United States

[www.st.com](http://www.st.com)



## Looking for pricing, stock, or lifecycle information?

Click below to explore more details on WIN SOURCE:

-  [View STTH1506DPI on WIN SOURCE](#)
-  [STMicroelectronics Information](#)

## Optimize Your Supply Chain with WIN SOURCE Solutions

-  Global Sourcing Solution
-  Obsolete Management
-  Cost Control Management
-  Shortage Management
-  Alternative Solution
-  Excess Inventory Management