



**THE DATASHEET OF
MMSZ5235B-HE3-08**





Small Signal Zener Diodes



DESIGN SUPPORT TOOLS

[click logo to get started](#)



FEATURES

- Silicon planar Zener diodes
- Standard Zener voltage tolerance is $\pm 5\%$ with a "B" suffix (e.g.: MMSZ5225B), suffix "C" is $\pm 2\%$ tolerance
- AEC-Q101 qualified available
- ESD capability according to AEC-Q101: Human body model > 8 kV Machine model > 800 V
- Base P/N-E3 - RoHS-compliant, commercial grade
- Base P/N-HE3 - RoHS-compliant, AEC-Q101 qualified
- Material categorization: for definitions of compliance please see www.vishay.com/doc?99912



PRIMARY CHARACTERISTICS		
PARAMETER	VALUE	UNIT
V _Z range nom.	3.3 to 75	V
Test current I _{ZT}	1.7 to 20	mA
V _Z specification	Thermal equilibrium	
Circuit configuration	Single	

ORDERING INFORMATION			
DEVICE NAME	ORDERING CODE	TAPED UNITS PER REEL	MINIMUM ORDER QUANTITY
MMSZ5225 to MMSZ5267	MMSZ5225B-E3-08 to MMSZ5267B-E3-08	3000 (8 mm tape on 7" reel)	15 000/box
	MMSZ5225C-E3-08 to MMSZ5267C-E3-08		
	MMSZ5225B-HE3-08 to MMSZ5267B-HE3-08		
	MMSZ5225C-HE3-08 to MMSZ5267C-HE3-08		
	MMSZ5225B-E3-18 to MMSZ5267B-E3-18	10 000 (8 mm tape on 13" reel)	10 000/box
	MMSZ5225C-E3-18 to MMSZ5267C-E3-18		
	MMSZ5225B-HE3-18 to MMSZ5267B-HE3-18		
	MMSZ5225C-HE3-18 to MMSZ5267C-HE3-18		

PACKAGE				
PACKAGE NAME	WEIGHT	MOLDING COMPOUND FLAMMABILITY RATING	MOISTURE SENSITIVITY LEVEL	SOLDERING CONDITIONS
SOD-123	10.3 mg	UL 94 V-0	MSL level 1 (according J-STD-020)	260 °C/10 s at terminals

ABSOLUTE MAXIMUM RATINGS (T _{amb} = 25 °C, unless otherwise specified)				
PARAMETER	TEST CONDITION	SYMBOL	VALUE	UNIT
Power dissipation	T _L = 75 °C, on FR - 4 or FR - 5 board with minimum recommended solder pad layout	P _{tot}	500	mW
Zener current	See table "Electrical Characteristics"			
Thermal resistance junction to ambient air	On FR - 4 or FR - 5 board with minimum recommended solder pad layout	R _{thJA}	340	K/W
Junction temperature		T _j	150	°C
Storage temperature range		T _{stg}	-65 to +150	
Operating temperature range		T _{op}	-55 to +150	



ELECTRICAL CHARACTERISTICS ($T_{amb} = 25\text{ }^{\circ}\text{C}$, unless otherwise specified)									
PART NUMBER	MARKING CODE	ZENER VOLTAGE RANGE ⁽¹⁾	TEST CURRENT		REVERSE LEAKAGE CURRENT		DYNAMIC RESISTANCE ⁽²⁾		TEMPERATURE COEFFICIENT
		V_Z at I_{ZT1}	I_{ZT1}	I_{ZT2}	I_R at V_R		Z_Z at I_{ZT1}	Z_{ZK} at I_{ZT2}	α_{VZ}
		V	mA		μA	V	Ω		%/ $^{\circ}\text{C}$
		NOM.			MAX.		MAX.	MAX.	TYP.
MMSZ5225	C5	3	20	0.25	50	1	30	1600	-0.075
MMSZ5226	D1	3.3	20	0.25	25	1	28	1600	-0.07
MMSZ5227	D2	3.6	20	0.25	15	1	24	1700	-0.065
MMSZ5228	D3	3.9	20	0.25	10	1	23	1900	-0.06
MMSZ5229	D4	4.3	20	0.25	5	1	22	2000	-0.055
MMSZ5230	D5	4.7	20	0.25	5	2	19	1900	± 0.030
MMSZ5231	E1	5.1	20	0.25	5	2	17	1600	± 0.030
MMSZ5232	E2	5.6	20	0.25	5	3	11	1600	0.038
MMSZ5233	E3	6	20	0.25	5	3.5	7	1600	0.038
MMSZ5234	E4	6.2	20	0.25	5	4	7	1000	0.045
MMSZ5235	E5	6.8	20	0.25	3	5	5	750	0.05
MMSZ5236	F1	7.5	20	0.25	3	6	6	500	0.058
MMSZ5237	F2	8.2	20	0.25	3	6.5	8	500	0.062
MMSZ5238	F3	8.7	20	0.25	3	6.5	8	600	0.065
MMSZ5239	F4	9.1	20	0.25	3	7	10	600	0.068
MMSZ5240	F5	10	20	0.25	3	8	17	600	0.075
MMSZ5241	H1	11	20	0.25	2	8.4	22	600	0.076
MMSZ5242	H2	12	20	0.25	1	9.1	30	600	0.077
MMSZ5243	H3	13	9.5	0.25	0.5	9.9	13	600	0.079
MMSZ5244	H4	14	9	0.25	0.1	10	15	600	0.082
MMSZ5245	H5	15	8.5	0.25	0.1	11	16	600	0.082
MMSZ5246	J1	16	7.8	0.25	0.1	12	17	600	0.083
MMSZ5247	J2	17	7.4	0.25	0.1	13	19	600	0.084
MMSZ5248	J3	18	7	0.25	0.1	14	21	600	0.085
MMSZ5249	J4	19	6.6	0.25	0.1	14	23	600	0.086
MMSZ5250	J5	20	6.2	0.25	0.1	15	25	600	0.086
MMSZ5251	K1	22	5.6	0.25	0.1	17	29	600	0.087
MMSZ5252	K2	24	5.2	0.25	0.1	18	33	600	0.087
MMSZ5253	K3	25	5	0.25	0.1	19	35	600	0.089
MMSZ5254	K4	27	4.6	0.25	0.1	21	41	600	0.09
MMSZ5255	K5	28	4.5	0.25	0.1	21	44	600	0.091
MMSZ5256	M1	30	4.2	0.25	0.1	23	49	600	0.091
MMSZ5257	M2	33	3.8	0.25	0.1	25	58	700	0.092
MMSZ5258	M3	36	3.4	0.25	0.1	27	70	700	0.093
MMSZ5259	M4	39	3.2	0.25	0.1	30	80	800	0.094
MMSZ5260	M5	43	3	0.25	0.1	33	93	900	0.095
MMSZ5261	N1	47	2.7	0.25	0.1	36	105	1000	0.095
MMSZ5262	N2	51	2.5	0.25	0.1	39	125	1100	0.096
MMSZ5263	N3	56	2.2	0.25	0.1	43	150	1300	0.096
MMSZ5264	N4	60	2.1	0.25	0.1	46	170	1400	0.097
MMSZ5265	N5	62	2	0.25	0.1	47	185	1400	0.097
MMSZ5266	P1	68	1.8	0.25	0.1	52	230	1600	0.097
MMSZ5267	P2	75	1.7	0.25	0.1	56	270	1700	0.098

Notes

- Maximum $V_F = 0.9\text{ V}$, at $I_F = 10\text{ mA}$
- (1) Measured with device junction in thermal equilibrium
- (2) The Zener Impedance is derived from the 1 kHz AC voltage which results when an AC current having an RMS value equal to 10 % of the Zener current (I_{ZT1} or I_{ZT2}) is superimposed on I_{ZT1} or I_{ZT2} . Zener Impedance is measured at two points to insure a sharp knee on the breakdown curve and to eliminate unstable units

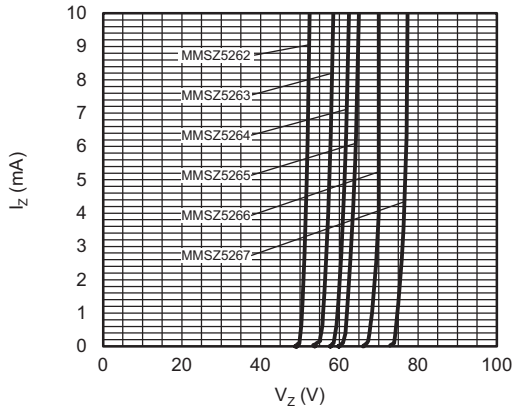


Fig. 1 - Breakdown Characteristics

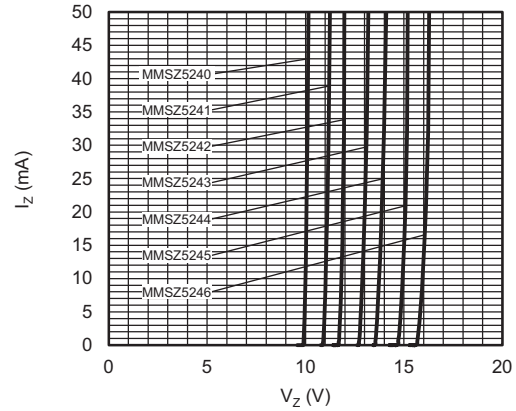


Fig. 4 - Breakdown Characteristics

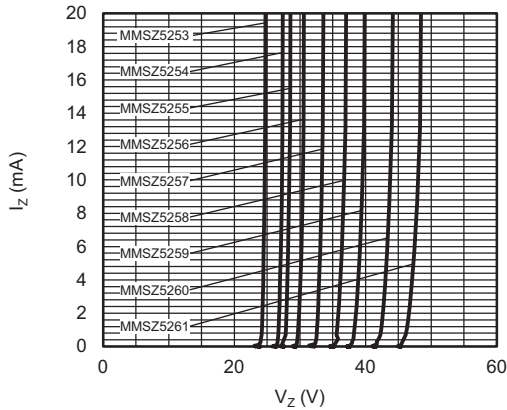


Fig. 2 - Breakdown Characteristics

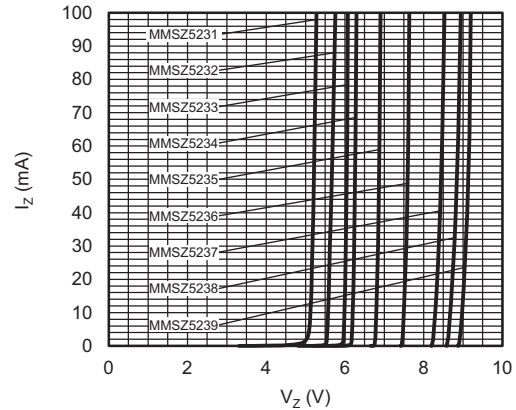


Fig. 5 - Breakdown Characteristics

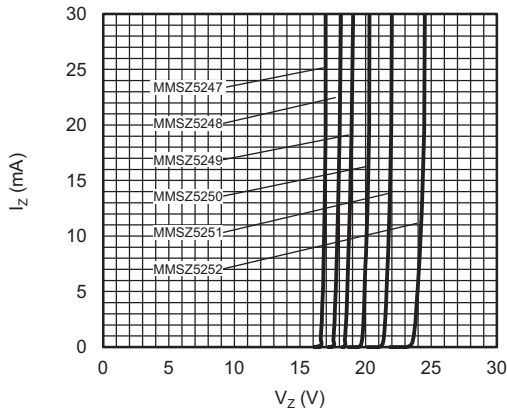


Fig. 3 - Breakdown Characteristics

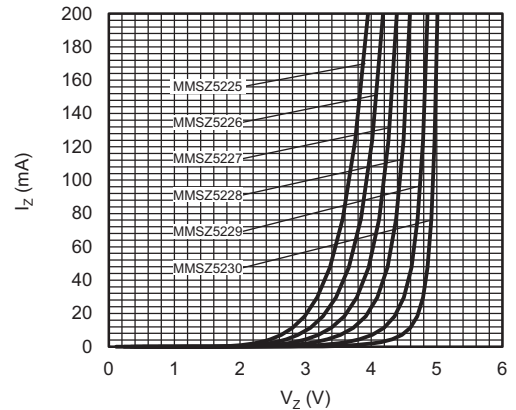
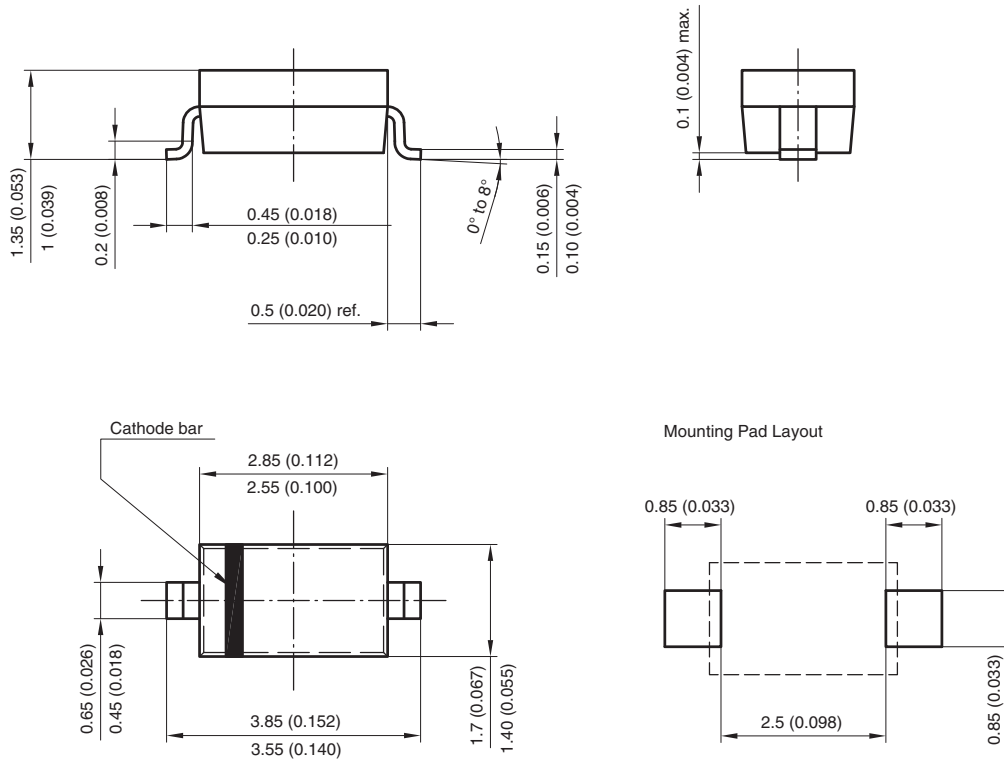


Fig. 6 - Breakdown Characteristics



PACKAGE DIMENSIONS in millimeters (inches): SOD-123



Rev. 4 - Date: 24. Sep. 2009
 Document no.: S8-V-3910.01-001 (4)
 17432



Disclaimer

ALL PRODUCT, PRODUCT SPECIFICATIONS AND DATA ARE SUBJECT TO CHANGE WITHOUT NOTICE TO IMPROVE RELIABILITY, FUNCTION OR DESIGN OR OTHERWISE.

Vishay Intertechnology, Inc., its affiliates, agents, and employees, and all persons acting on its or their behalf (collectively, "Vishay"), disclaim any and all liability for any errors, inaccuracies or incompleteness contained in any datasheet or in any other disclosure relating to any product.

Vishay makes no warranty, representation or guarantee regarding the suitability of the products for any particular purpose or the continuing production of any product. To the maximum extent permitted by applicable law, Vishay disclaims (i) any and all liability arising out of the application or use of any product, (ii) any and all liability, including without limitation special, consequential or incidental damages, and (iii) any and all implied warranties, including warranties of fitness for particular purpose, non-infringement and merchantability.

Statements regarding the suitability of products for certain types of applications are based on Vishay's knowledge of typical requirements that are often placed on Vishay products in generic applications. Such statements are not binding statements about the suitability of products for a particular application. It is the customer's responsibility to validate that a particular product with the properties described in the product specification is suitable for use in a particular application. Parameters provided in datasheets and / or specifications may vary in different applications and performance may vary over time. All operating parameters, including typical parameters, must be validated for each customer application by the customer's technical experts. Product specifications do not expand or otherwise modify Vishay's terms and conditions of purchase, including but not limited to the warranty expressed therein.

Except as expressly indicated in writing, Vishay products are not designed for use in medical, life-saving, or life-sustaining applications or for any other application in which the failure of the Vishay product could result in personal injury or death. Customers using or selling Vishay products not expressly indicated for use in such applications do so at their own risk. Please contact authorized Vishay personnel to obtain written terms and conditions regarding products designed for such applications.

No license, express or implied, by estoppel or otherwise, to any intellectual property rights is granted by this document or by any conduct of Vishay. Product names and markings noted herein may be trademarks of their respective owners.

Looking for pricing, stock, or lifecycle information?

Click below to explore more details on WIN SOURCE:

 [View MMSZ5235B-HE3-08 on WIN SOURCE](#)

 [Vishay Information](#)

Optimize Your Supply Chain with WIN SOURCE Solutions

-  Global Sourcing Solution
-  Obsolete Management
-  Cost Control Management
-  Shortage Management
-  Alternative Solution
-  Excess Inventory Management