



# THE DATASHEET OF ESDLC5V0D3B-TP





# ESDLC3V3D3B Thru ESDLC12VD3B

## Features

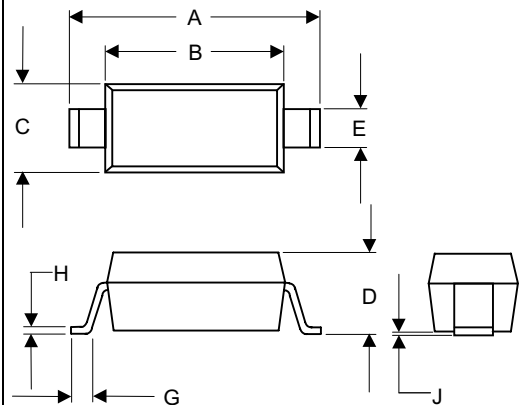
- SOD-323 package
- Low clamping voltage
- ESD protection > 40 KV
- 350W peak pulse power (8/20 us)
- Case Material: Molded Plastic. UL Flammability
- Epoxy meets UL 94 V-0 flammability rating
- Moisture Sensitivity Level 1
- Halogen free available upon request by adding suffix "-HF"

## Maximum Ratings

Parameter	Symbol	Limits	unit
Peak pulse power 8/20us	P <sub>PP</sub>	350	W
Operating Temperature	T <sub>j</sub>	-55~+150	°C
Storage temperature	T <sub>stg</sub>	-55~+150	°C

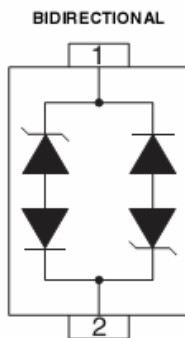
## 3.3V-12Volts ESD Protection Device

### SOD-323

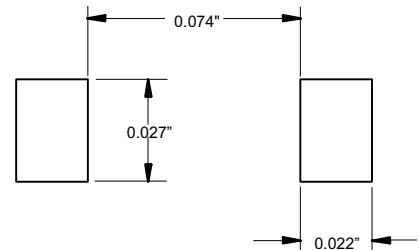


DIM	INCHES		MM		NOTE
	MIN	MAX	MIN	MAX	
A	.090	.107	2.30	2.70	
B	.063	.071	1.60	1.80	
C	.045	.053	1.15	1.35	
D	.031	.045	0.80	1.15	
E	.010	.016	0.25	0.40	
G	.004	.018	0.10	0.45	
H	.004	.010	0.10	0.25	
J	-----	.006	-----	0.15	

## Pin Configuration-Top View



### SUGGESTED SOLDER PAD LAYOUT

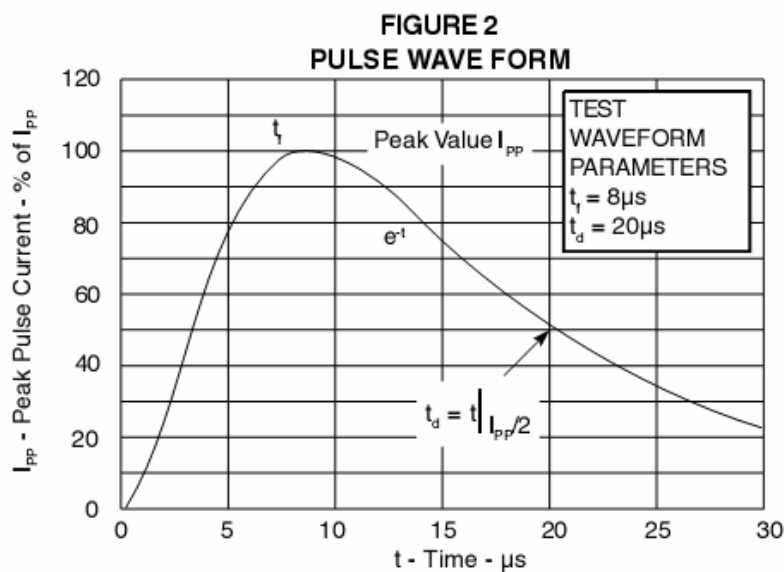
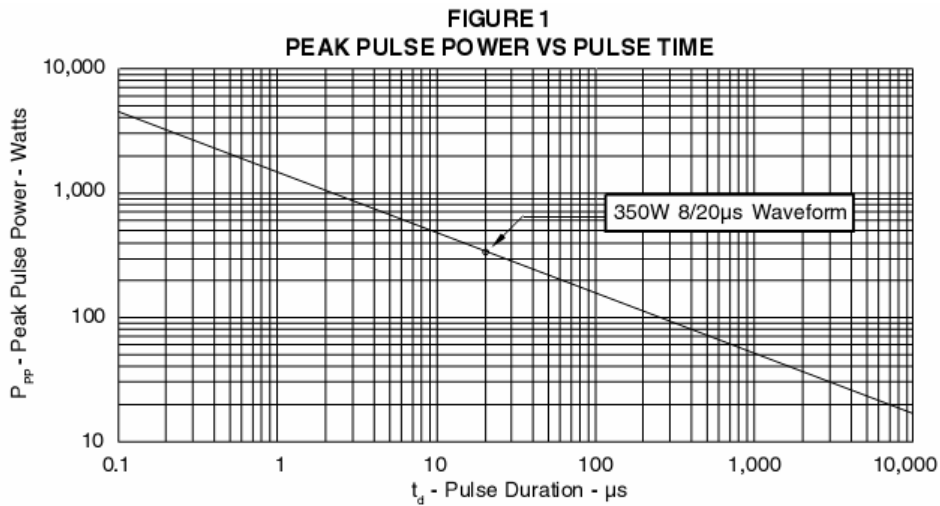


# ESDLC3V3D3B-ESDLC12VD3B



ELECTRICAL CHARACTERISTICS ( $T_A = 25^\circ\text{C}$  unless otherwise noted)

Device	$V_{RWM}$	$I_R$ @ $V_{RWM}$	Min Breakdown Voltage $V_{BR}$ @1mA	Max Clamping Voltage $V_c$		Typ. Cj @0V,1MHZ	Device Marking
				@ $I_P=1A$	@ $I_{PP}$		
	Volts	$\mu\text{A}$	Volts	Volts	Volts	pF	
ESDLC3V3D3B	3.3	1	4.0	7.0	36.0@28.0A	4.5	03C
ESDLC5V0D3B	5	1	6.0	9.8	32.0@21.0A	5	05C
ESDLC12VD3B	12	1	13.3	19.0	28.6@11.0A	3	2C





Micro Commercial Components

Ordering Information :

Device	Packing
Part Number-TP	Tape&Reel: 3Kpcs/Reel

Note : Adding "-HF" suffix for halogen free, eg. Part Number-TP-HF

\*\*\*IMPORTANT NOTICE\*\*\*

Micro Commercial Components Corp. reserves the right to make changes without further notice to any product herein to make corrections, modifications , enhancements , improvements , or other changes . Micro Commercial Components Corp . does not assume any liability arising out of the application or use of any product described herein; neither does it convey any license under its patent rights ,nor the rights of others . The user of products in such applications shall assume all risks of such use and will agree to hold Micro Commercial Components Corp . and all the companies whose products are represented on our website, harmless against all damages.

\*\*\*LIFE SUPPORT\*\*\*

MCC's products are not authorized for use as critical components in life support devices or systems without the express written approval of Micro Commercial Components Corporation.

\*\*\*CUSTOMER AWARENESS\*\*\*

Counterfeiting of semiconductor parts is a growing problem in the industry. Micro Commercial Components (MCC) is taking strong measures to protect ourselves and our customers from the proliferation of counterfeit parts. MCC strongly encourages customers to purchase MCC parts either directly from MCC or from Authorized MCC Distributors who are listed by country on our web page cited below. Products customers buy either from MCC directly or from Authorized MCC Distributors are genuine parts, have full traceability, meet MCC's quality standards for handling and storage. MCC will not provide any warranty coverage or other assistance for parts bought from Unauthorized Sources. MCC is committed to combat this global problem and encourage our customers to do their part in stopping this practice by buying direct or from authorized distributors.

www.mccsemi.com

## Looking for pricing, stock, or lifecycle information?

Click below to explore more details on WIN SOURCE:

- ⊖ [View ESDLC5V0D3B-TP on WIN SOURCE](#)
- ⊖ [Micro Commercial Co](#) Information

## Optimize Your Supply Chain with WIN SOURCE Solutions

- ✓ Global Sourcing Solution
- ✓ Obsolete Management
- ✓ Cost Control Management
- ✓ Shortage Management
- ✓ Alternative Solution
- ✓ Excess Inventory Management