



**THE DATASHEET OF  
0ADKP2000-RE**



# Type 0ADKC / 0ADKP

## Time-Delay, Ceramic Tube Fuse Series

**HF** **Pb** 0ADKC/0ADKP Series, 5x20mm Ceramic Tube Time-Delay Fuse RoHS Compliant

### Description

A 600Vac / 500Vdc rated ceramic tube cartridge fuse in a compact 5 x 20mm Package.

### Features

- Time-delay, high breaking capacity
- Ceramic tube, Silver plated copper cap construction
- Available in cartridge and pigtail axial lead
- Full compliance with EU Directive 2011/65/EU and amending directive 2015/863
- Halogen Free
- Lead Free



### Applications

- Industrial Power Supplies
- DC/DC modules

LEAD FREE = **Pb**  
 HALOGEN FREE = **HF**

### Physical Specifications

Materials	Body : Ceramic
	Cap : Silver Plated Copper Alloy
	Pigtail Leads : Tin Plated Copper
Marking	On Fuse :
	"bel"
	"0ADK", "Current Rating", "Voltage Rating", "Appropriate Safety Logos"
	On Label :
	"bel", "0ADKC" or "0ADKP", "Current Rating", "Voltage Rating", "Interrupting Rating", "Appropriate Safety Logos" and "  ", "  " (China RoHS compliant).

### Safety Agency Approvals

Safety Agency	Safety Agency Certificate	Ampere Rating/ Voltage Rating	Ampere Range / Volt @ I.R. ability*
	E20624	500mA-20A/600V AC 500mA-20A/500V DC 500mA-10A/400V DC	500mA-20A/600V@200A AC 500mA-20A/500V@300A DC 500mA-10A/400V@2KA DC
	B 058849 0020	1A-16A/500V AC/ DC	1A-10A/500V@500A AC 12A-16A/500V@200A AC 1A-16A/500V@ 1KA DC

\*I.R.= Interrupting Rating = Short Circuit Rating(Amps)



### Electrical Characteristics

Rated Current	1.5In	2.1In	2.75In	3.0In	4.0In	10.0In
<1A	1 hour min.	N/A	N/A	120sec max	N/A	N/A
1A-3.15A	1 hour min.	30min. max.	750ms-80sec	N/A	95ms-5sec	10ms-150ms
4A-6.3A	1 hour min.	30min. max.	750ms-80sec	N/A	150ms-5sec	10ms-150ms
8A-20A	30min. min	30min. max.	750ms-80sec	N/A	150ms-8sec	10ms-150ms

## Environmental Specifications

Operating Temperature	-40°C to +125°C
Terminal Strength	MIL-STD-202G, Method 211 Test Condition A
Lead Solderability	MIL-STD-202, Method 208
Mechanical Vibration	MIL-STD-202, Method 201
Thermal Shock	MIL-STD-202, Method 107 Test Condition B ( 5 cycles -65°C to +125°C )
Humidity	MIL-STD-202, Method 103, Test Condition A ( 95%RH and 40°C for 240 hours )

## Electrical Specifications

Part Number	Ampere Rating	Typical Cold Resistance (mOhms)	Voltage and Interrupting Ratings	Typical Voltage Drop ( mV)	Typical Pre-Arcing I <sup>2</sup> t (A <sup>2</sup> Sec)	Agency Approvals	
							
0ADKC0500-XX 0ADKP0500-XX	500mA	382	See Table of Ratings on Page 1 for Voltage and associated Interrupting Ratings	190	0.287	Y	
0ADKC0630-XX 0ADKP0630-XX	630 mA	359		261	0.34	Y	
0ADKC0800-XX 0ADKP0800-XX	800mA	175		144	1.18	Y	
0ADKC1000-XX 0ADKP1000-XX	1A	210		250	1.4	Y	Y
0ADKC1250-XX 0ADKP1250-XX	1.25A	134		138	2.34	Y	Y
0ADKC1600-XX 0ADKP1600-XX	1.6A	100		180	3.9	Y	Y
0ADKC2000-XX 0ADKP2000-XX	2A	65		158	9.4	Y	Y
0ADKC2500-XX 0ADKP2500-XX	2.5A	34		93	12.5	Y	Y
0ADKC3150-XX 0ADKP3150-XX	3.15A	28		110	17.8	Y	Y
0ADKC4000-XX 0ADKP4000-XX	4A	24		118	25	Y	Y
0ADKC5000-XX 0ADKP5000-XX	5A	17		104	50	Y	Y
0ADKC6300-XX 0ADKP6300-XX	6.3A	13		100	80	Y	Y
0ADKC8000-XX 0ADKP8000-XX	8A	9		85	179	Y	Y
0ADKC9100-XX 0ADKP9100-XX	10A	7.6		90	400	Y	Y
0ADKC9120-XX 0ADKP9120-XX	12A	6		80	576	Y	Y
0ADKC9150-XX 0ADKP9150-XX	15A	4.3		75	900	Y	Y
0ADKC9160-XX 0ADKP9160-XX	16A	3.7		68	1024	Y	Y
0ADKC9200-XX 0ADKP9200-XX	20A	2.7		65	2400	Y	

Consult manufacturer for other ratings

\*DC Cold Resistance are measured at <10% of rated current in ambient temperature of 25°C

\*Typical Pre-arcing I<sup>2</sup>t are measured at 10In Current

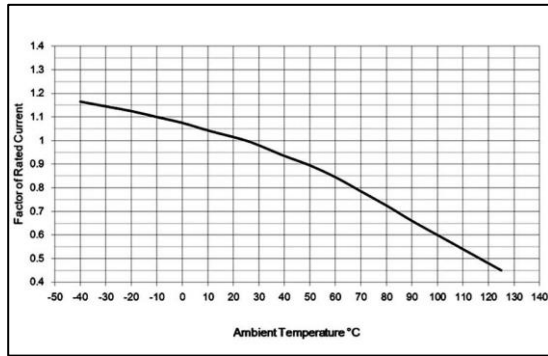


Specifications subject to change without notice

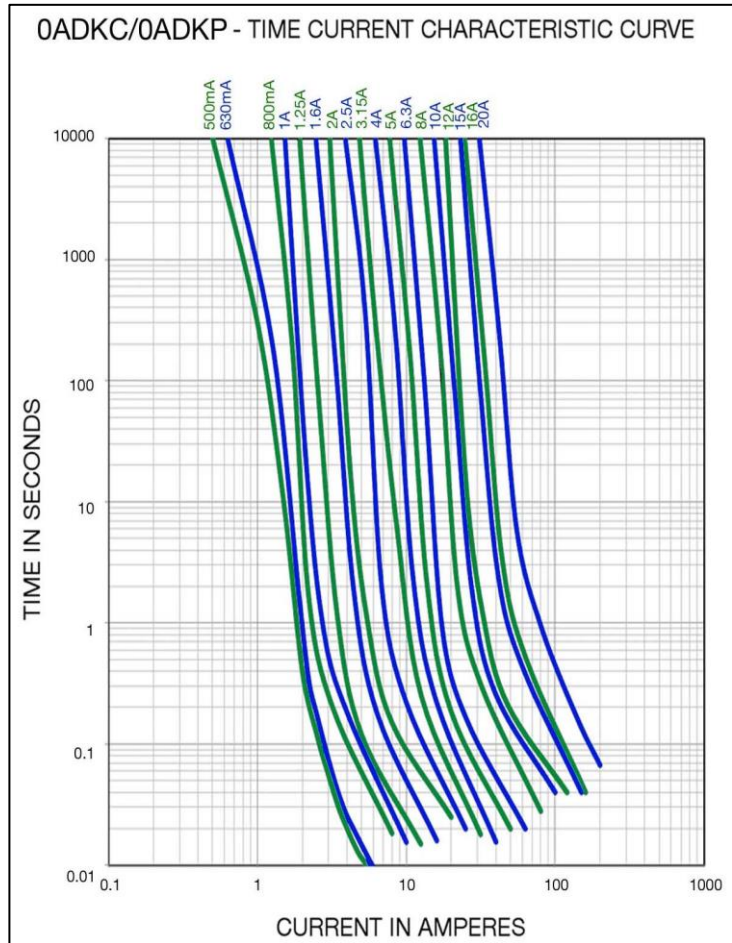
**Bel Fuse Inc.**  
300 Executive Drive, Suite 300,  
West Orange, NJ 07052 USA

+1 201.432.0463  
Bel.US.CS@belf.com  
[belfuse.com/circuit-protection](http://belfuse.com/circuit-protection)

## Temperature Re-Rating Curve



## Average Time Current Curve



## Soldering parameters for Pigtail Type

Wave Soldering Compatible: (260°C, 10 sec max)

Hand-Solder:

Solder Iron Temperature: (350°C +/- 5°C)

Heating Time: (5 sec max)

## Fuse FGNO Explanation

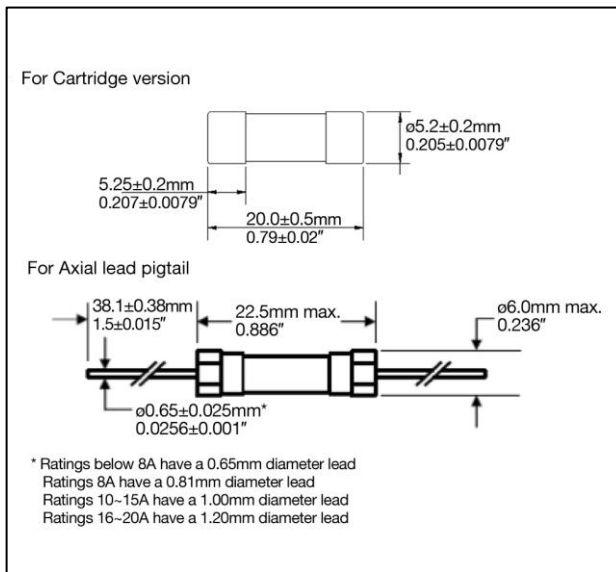
0ADK X [XXXX] -XX

0ADKC/P=0ADKC/P; [XXXX]=Ampere Rating; XX=See Ordering Information as below

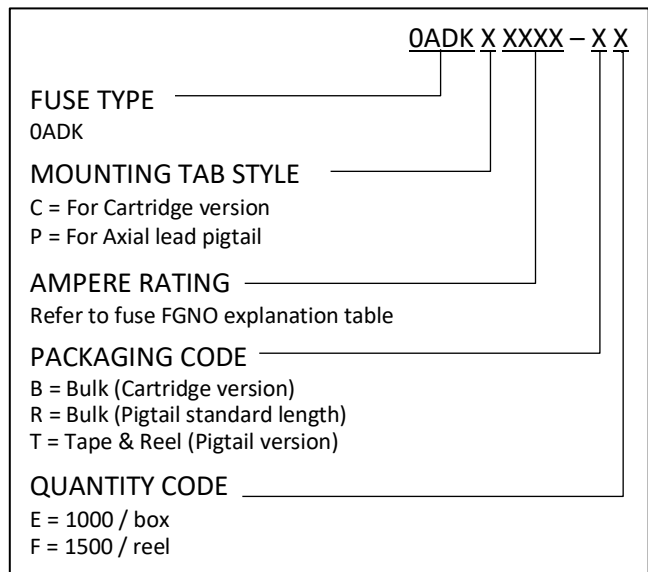
Fraction	Decimal	Milliamps	Bel FGNO[XXXX]
1/2	0.500	500	0500
	.630	630	0630
8/10	.800	800	0800

Fraction	Decimal	Amps	Bel FGNO[XXXX]
	1.0	1	1000
1-1/4	1.25	1.25	1250
	1.6	1.6	1600
	2.0	2	2000
2-1/2	2.5	2.5	2500
	3.15	3.15	3150
	4.0	4	4000
	5.0	5	5000
	6.3	6.3	6300
	8.0	8	8000
		10	9100
		12	9120
		15	9150
		16	9160
		20	9200

## Mechanical Dimensions



## Ordering Information



## Packaging

Packaging Option	Quantity	Packaging Code
Bulk (Cartridge Type)	1000	BE
Bulk (Pigtail Type)	1000	RE
Tape & Reel (Pigtail Type)	1500	TF



Specifications subject to change without notice

Bel Fuse Inc.  
 300 Executive Drive, Suite 300,  
 West Orange, NJ 07052 USA

+1 201.432.0463  
 Bel.US.CS@belf.com  
[belfuse.com/circuit-protection](http://belfuse.com/circuit-protection)

## Looking for pricing, stock, or lifecycle information?

Click below to explore more details on WIN SOURCE:

 [View 0ADKP2000-RE on WIN SOURCE](#)

 [Bel Fuse Inc. Information](#)

## Optimize Your Supply Chain with WIN SOURCE Solutions

-  Global Sourcing Solution
-  Obsolete Management
-  Cost Control Management
-  Shortage Management
-  Alternative Solution
-  Excess Inventory Management