



**THE DATASHEET OF
SD103AW-E3-08**





Small Signal Schottky Diodes



DESIGN SUPPORT TOOLS

[click logo to get started](#)



MECHANICAL DATA

Case: SOD-123

Weight: approx. 10.3 mg

Cathode band color: black

Packaging codes/options:

18/10K per 13" reel (8 mm tape), 10K/box

08/3K per 7" reel (8 mm tape), 15K/box

FEATURES

- The low forward voltage drop and fast switching make it ideal for protection of MOS devices, steering, biasing, and coupling diodes for fast switching and low logic level applications
- Other applications are click suppression, efficient full wave bridges in telephone subsets, and blocking diodes in rechargeable low voltage battery systems
- The SD103 series is a metal-on-silicon Schottky barrier device which is protected by a PN junction guarding
- For general purpose applications
- AEC-Q101 qualified available
- Base P/N-E3 - RoHS-compliant, commercial grade
- Base P/N-HE3 - RoHS-compliant, AEC-Q101 qualified
- Material categorization: for definitions of compliance please see www.vishay.com/doc?99912



RoHS COMPLIANT

PARTS TABLE				
PART	ORDERING CODE	CIRCUIT CONFIGURATION	TYPE MARKING	REMARKS
SD103AW	SD103AW-E3-08 or SD103AW-E3-18	Single	S6	Tape and reel
	SD103AW-HE3-08 or SD103AW-HE3-18			
SD103BW	SD103BW-E3-08 or SD103BW-E3-18	Single	S7	
	SD103BW-HE3-08 or SD103BW-HE3-18			
SD103CW	SD103CW-E3-08 or SD103CW-E3-18	Single	S8	
	SD103CW-HE3-08 or SD103CW-HE3-18			

ABSOLUTE MAXIMUM RATINGS (T _{amb} = 25 °C, unless otherwise specified)					
PARAMETER	TEST CONDITION	PART	SYMBOL	VALUE	UNIT
Repetitive peak reverse voltage		SD103AW	V _{RRM}	40	V
		SD103BW	V _{RRM}	30	V
		SD103CW	V _{RRM}	20	V
Forward continuous current ⁽¹⁾			I _F	350	mA
Power dissipation (infinite heat sink) ⁽¹⁾			P _{tot}	400	mW
Single cycle surge	10 μs square wave		I _{FSM}	2	A

Note

⁽¹⁾ Valid provided that electrodes are kept at ambient temperature

THERMAL CHARACTERISTICS (T _{amb} = 25 °C, unless otherwise specified)				
PARAMETER	TEST CONDITION	SYMBOL	VALUE	UNIT
Thermal resistance junction to ambient air ⁽¹⁾		R _{thJA}	300	K/W
Junction temperature		T _j	125	°C
Operating temperature range		T _{op}	-55 to +125	°C
Storage temperature range		T _{stg}	-55 to +150	°C

Note

⁽¹⁾ Valid provided that electrodes are kept at ambient temperature



ELECTRICAL CHARACTERISTICS (T _{amb} = 25 °C, unless otherwise specified)							
PARAMETER	TEST CONDITION	PART	SYMBOL	MIN.	TYP.	MAX.	UNIT
Leakage current	V _R = 30 V	SD103AW	I _R			5	μA
	V _R = 20 V	SD103BW	I _R			5	μA
	V _R = 10 V	SD103CW	I _R			5	μA
Forward voltage drop	I _F = 20 mA		V _F			370	mV
	I _F = 200 mA		V _F			600	mV
Diode capacitance	V _R = 0 V, f = 1 MHz		C _D		50		pF
Reverse recovery time	I _F = I _R = 50 mA to 200 mA, recover to 0.1 I _R		t _{rr}		10		ns

TYPICAL CHARACTERISTICS (T_{amb} = 25 °C, unless otherwise specified)

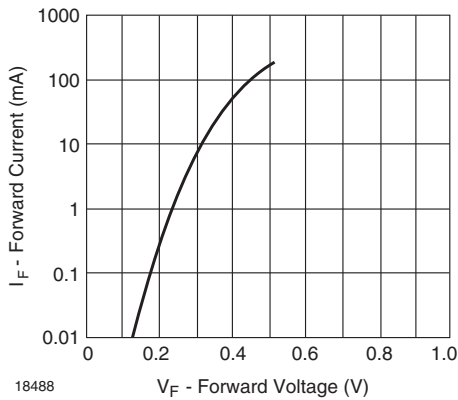


Fig. 1 - Typical Variation of Forward Current vs. Forward Voltage

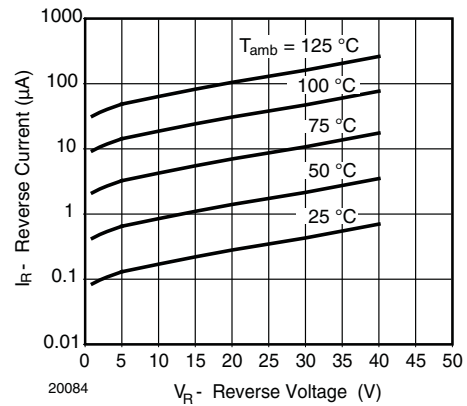


Fig. 3 - Typical Variation of Reverse Current at Various Temperatures

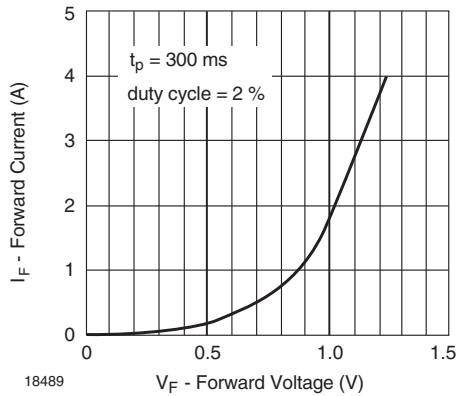


Fig. 2 - Typical High Current Forward Conduction Curve

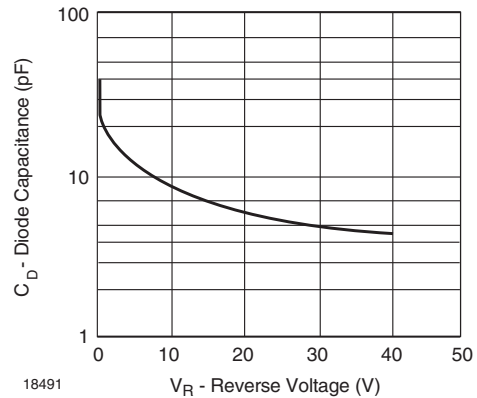


Fig. 4 - Typical Capacitance vs. Reverse Voltage

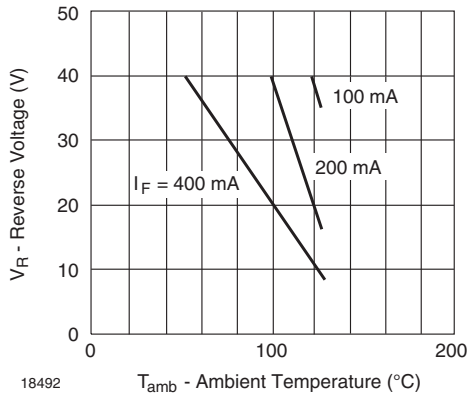
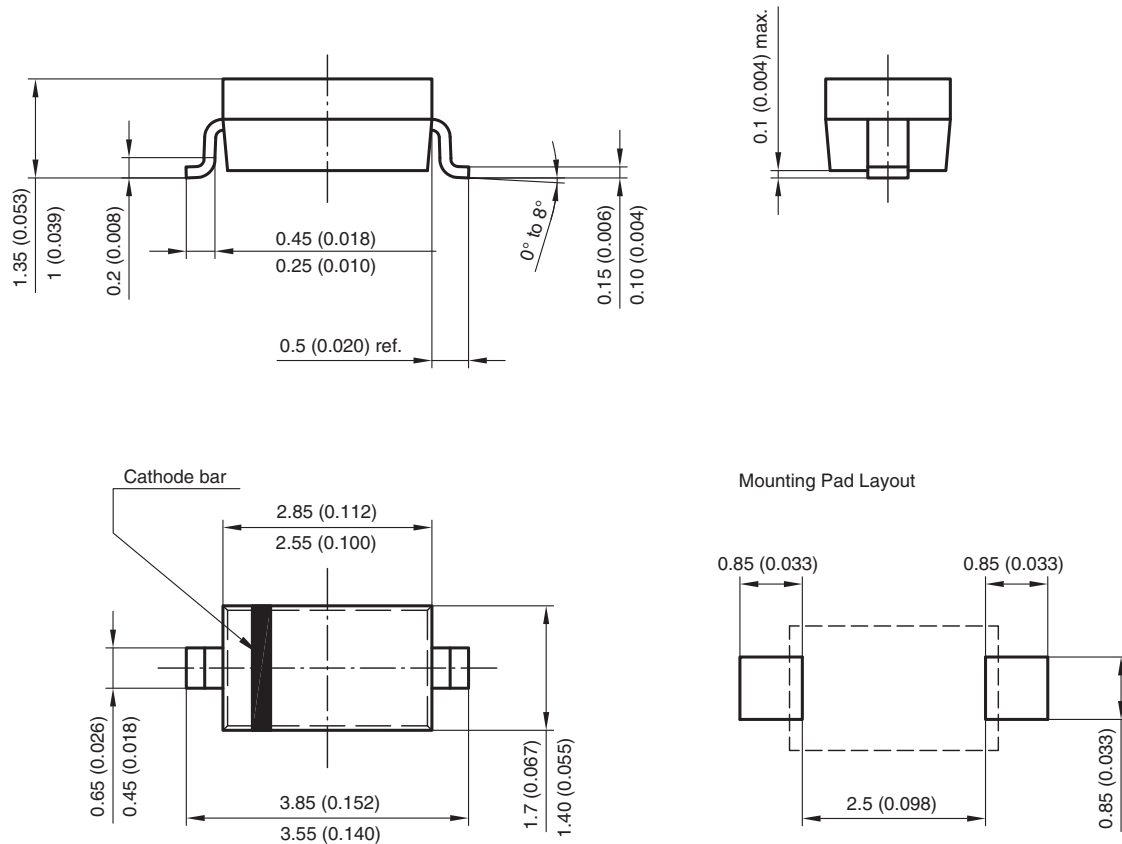


Fig. 5 - Blocking Voltage Deration vs. Temperature at Various Average Forward Currents

PACKAGE DIMENSIONS in millimeters (inches): **SOD-123**



Rev. 4 - Date: 24. Sep. 2009
 Document no.: S8-V-3910.01-001 (4)
 17432



Disclaimer

ALL PRODUCT, PRODUCT SPECIFICATIONS AND DATA ARE SUBJECT TO CHANGE WITHOUT NOTICE TO IMPROVE RELIABILITY, FUNCTION OR DESIGN OR OTHERWISE.

Vishay Intertechnology, Inc., its affiliates, agents, and employees, and all persons acting on its or their behalf (collectively, "Vishay"), disclaim any and all liability for any errors, inaccuracies or incompleteness contained in any datasheet or in any other disclosure relating to any product.

Vishay makes no warranty, representation or guarantee regarding the suitability of the products for any particular purpose or the continuing production of any product. To the maximum extent permitted by applicable law, Vishay disclaims (i) any and all liability arising out of the application or use of any product, (ii) any and all liability, including without limitation special, consequential or incidental damages, and (iii) any and all implied warranties, including warranties of fitness for particular purpose, non-infringement and merchantability.


Statements regarding the suitability of products for certain types of applications are based on Vishay's knowledge of typical requirements that are often placed on Vishay products in generic applications. Such statements are not binding statements about the suitability of products for a particular application. It is the customer's responsibility to validate that a particular product with the properties described in the product specification is suitable for use in a particular application. Parameters provided in datasheets and / or specifications may vary in different applications and performance may vary over time. All operating parameters, including typical parameters, must be validated for each customer application by the customer's technical experts. Product specifications do not expand or otherwise modify Vishay's terms and conditions of purchase, including but not limited to the warranty expressed therein.

Except as expressly indicated in writing, Vishay products are not designed for use in medical, life-saving, or life-sustaining applications or for any other application in which the failure of the Vishay product could result in personal injury or death. Customers using or selling Vishay products not expressly indicated for use in such applications do so at their own risk. Please contact authorized Vishay personnel to obtain written terms and conditions regarding products designed for such applications.

No license, express or implied, by estoppel or otherwise, to any intellectual property rights is granted by this document or by any conduct of Vishay. Product names and markings noted herein may be trademarks of their respective owners.

Looking for pricing, stock, or lifecycle information?

Click below to explore more details on WIN SOURCE:

 [View SD103AW-E3-08 on WIN SOURCE](#)

 [Vishay Information](#)

Optimize Your Supply Chain with WIN SOURCE Solutions

-  Global Sourcing Solution
-  Obsolete Management
-  Cost Control Management
-  Shortage Management
-  Alternative Solution
-  Excess Inventory Management