THE DATASHEET OF

30WQ06FNTR

www.win-source.net 0086-755-83957316

Technical Data
Data Sheet N0686, Rev. -

Green Products

30WQ06FN SCHOTTKY RECTIFIER

Applications:

- **Disk drives**
- **Switching power supply**
- **Converters**
- **Free-Wheeling diodes**
- **Reverse battery protection**
- **Battery charging**

Features:

- **Popular DPAK outline**
- **Small foot print, surface mountable**
- **Low forward voltage drop**
- **High frequency operation**
- **Guard ring for enhanced ruggedness and long term reliability**
- **Green products in compliance with the ROHS directive**
- **This is a Pb − Free Device**
- **All SMC parts are traceable to the wafer lot**
- **Additional testing can be offered upon request**

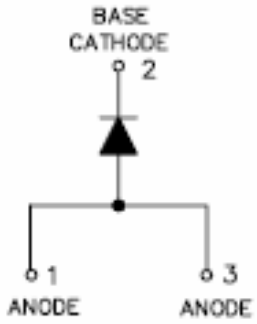

Mechanical Dimensions: In mm / Inches

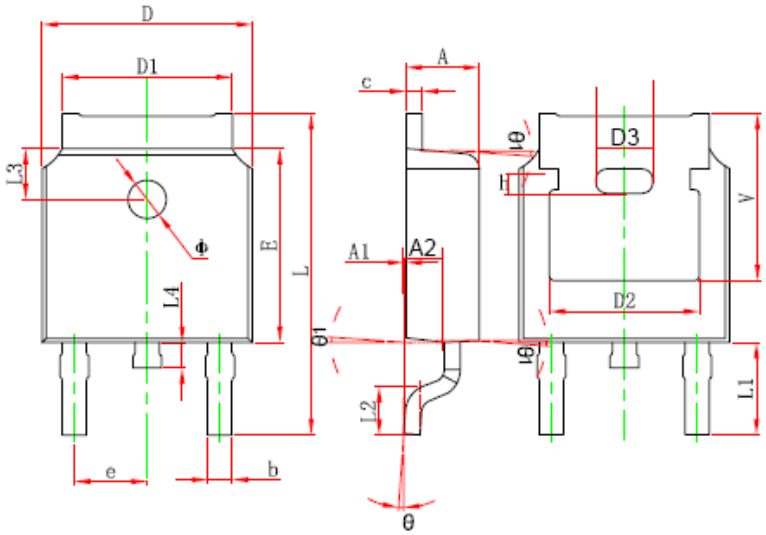

Symbol	Dimensions In Millimeters		Dimensions In Inches	
	Min.	Max.	Min.	Max.
A	2.200	2.380	0.087	0.094
A1	0.000	0.100	0.000	0.004
b	0.710	0.810	0.028	0.032
c	0.460	0.560	0.018	0.022
D	6.500	6.700	0.256	0.264
D1	5.130	5.460	0.202	0.215
D2	4.830 REF.		0.190 REF.	
E	6.000	6.200	0.236	0.244
e	2.186	2.386	0.086	0.094
L	9.800	10.400	0.386	0.409
L1	2.900 REF.		0.114 REF.	
L2	1.400	1.700	0.055	0.067
L3	1.600 REF.		0.063 REF.	
L4	0.600	1.000	0.024	0.039
Φ	1.100	1.300	0.043	0.051
θ	0°	8°	0°	8°
A2	0.910	1.110	0.036	0.044
V	5.350 REF.		0.211 REF.	
D3	1.778REF.		0.070REF.	
h	0.762REF.		0.030REF.	
θ1	7°		7°	

DPAK

Technical Data
Data Sheet N0686, Rev. -

Green Products

Marking Diagram:

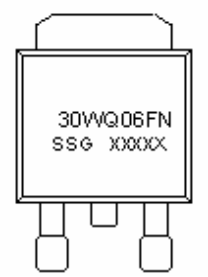

Where XXXXX is YYWWL

30WQ06FN	= Part Name
SSG	= SSG
YY	= Year
WW	= Week
L	= Lot Number

Cautions: Molding resin
Epoxy resin UL:94V-0

Ordering Information:

Device	Package	Shipping
30WQ06FN	DPAK (Pb-Free)	2500 pcs / reel

For information on tape and reel specifications, including part orientation and tape sizes, please refer to our Tape and Reel Packaging Specification.

Maximum Ratings:

Characteristics	Symbol	Condition	Max.	Units
Peak Inverse Voltage	V_{RWM}	-	60	V
Average Forward Current* (per device)	$I_{F(AV)}$	50% duty cycle @T_C = 134℃, rectangular wave form	3.5	A
Peak One Cycle Non-Repetitive Surge Current	I_{FSM}	8.3 ms, half Sine pulse	80	A

Electrical Characteristics:

Characteristics	Symbol	Condition	Max.	Units
Forward Voltage Drop*	V_{F1}	@ 3A, Pulse, T_J = 25 °C @ 6A, Pulse, T_J = 25 °C	0.61 0.76	V
	V_{F2}	@ 3A, Pulse, T_J = 125 °C @ 6A, Pulse, T_J = 125 °C	0.53 0.65	V
Reverse Current *	I_{R1}	@V_R = rated V_R T_J = 25 °C	2.00	mA
	I_{R2}	@V_R = rated V_R T_J = 125 °C	30	mA
Junction Capacitance (per leg)	C_T	@V_R = 5V, T_C = 25 °C f_{SIG} = 1MHz	145	pF
Typical Series Inductance (per leg)	L_S	Measured lead to lead 5 mm from package body	5.0	nH
Max. Voltage Rate of Change	dv/dt	-	10,000	V/µs

* Pulse Width < 300µs, Duty Cycle <2%

Thermal-Mechanical Specifications:

Characteristics	Symbol	Condition	Specification	Units
Junction Temperature	T_J	-	-40 to +150	°C
Storage Temperature	T_{stg}	-	-40 to +150	°C
Maximum Thermal Resistance Junction to Case (per leg)	$R_{\theta JC}$	DC operation	4.7	°C/W
Approximate Weight	wt	-	0.39	g
Case Style	DPAK			

Typical Forward Characteristics

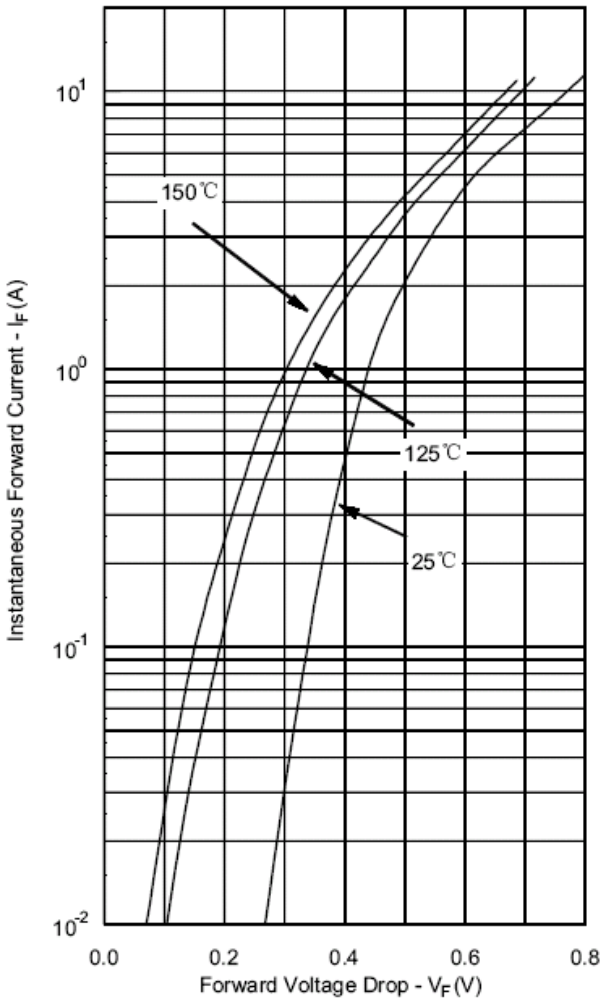

Typical Reverse Characteristics

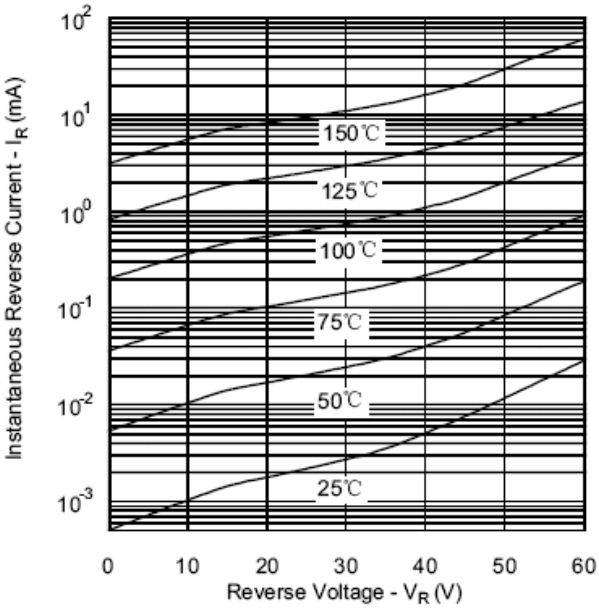

Typical Junction Capacitance

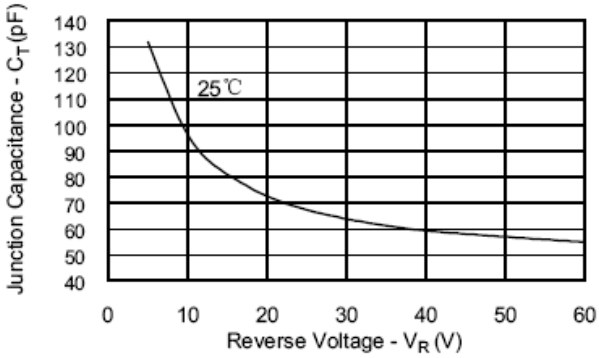

DISCLAIMER:

1- The information given herein, including the specifications and dimensions, is subject to change without prior notice to improve product characteristics. Before ordering, purchasers are advised to contact the SMC - Sangdest Microelectronics (Nanjing) Co., Ltd sales department for the latest version of the datasheet(s).

2- In cases where extremely high reliability is required (such as use in nuclear power control, aerospace and aviation, traffic equipment, medical equipment , and safety equipment) , safety should be ensured by using semiconductor devices that feature assured safety or by means of users' fail-safe precautions or other arrangement .

3- In no event shall SMC - Sangdest Microelectronics (Nanjing) Co., Ltd be liable for any damages that may result from an accident or any other cause during operation of the user's units according to the datasheet(s). SMC - Sangdest Microelectronics (Nanjing) Co., Ltd assumes no responsibility for any intellectual property claims or any other problems that may result from applications of information, products or circuits described in the datasheets.

4- In no event shall SMC - Sangdest Microelectronics (Nanjing) Co., Ltd be liable for any failure in a semiconductor device or any secondary damage resulting from use at a value exceeding the absolute maximum rating.

5- No license is granted by the datasheet(s) under any patents or other rights of any third party or SMC - Sangdest Microelectronics (Nanjing) Co., Ltd.

6- The datasheet(s) may not be reproduced or duplicated, in any form, in whole or part, without the expressed written permission of SMC - Sangdest Microelectronics (Nanjing) Co., Ltd.

7- The products (technologies) described in the datasheet(s) are not to be provided to any party whose purpose in their application will hinder maintenance of international peace and safety nor are they to be applied to that purpose by their direct purchasers or any third party. When exporting these products (technologies), the necessary procedures are to be taken in accordance with related laws and regulations..

Looking for pricing, stock, or lifecycle information?

Click below to explore more details on WIN SOURCE:

- View 30WQ06FNTR on WIN SOURCE
- SMC Diode Solutions Information

Optimize Your Supply Chain with WIN SOURCE Solutions

- Global Sourcing Solution
- Obsolete Management
- Cost Control Management
- Shortage Management
- Alternative Solution
- Excess Inventory Management