



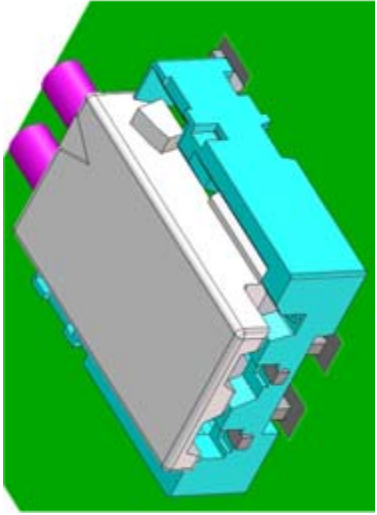
# THE DATASHEET OF DF57H-2P-1.2V(21)



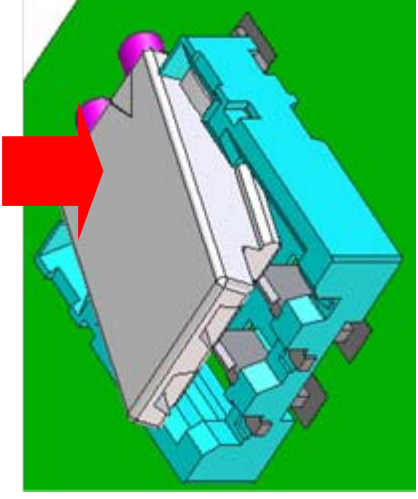
# DF57 Insertion and removal operation me

## Mating

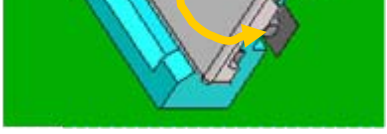
1. Determine position, fitting the external form



2. Insert the cable side

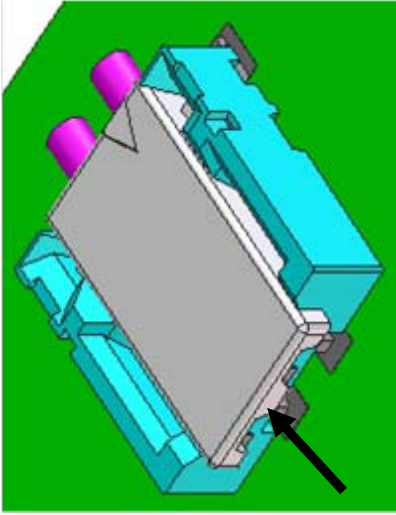


3. Push the

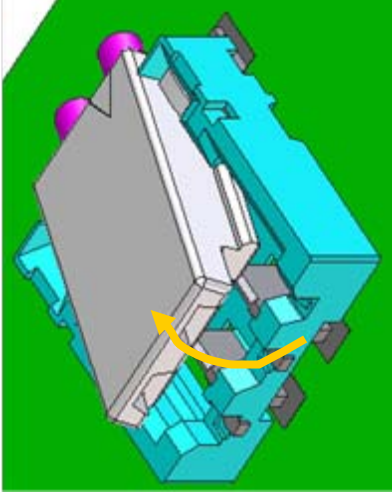


## Unmating

1. Engage lever



2. Pull up and release the simple lock



3. The release is complete



## Looking for pricing, stock, or lifecycle information?

Click below to explore more details on WIN SOURCE:

- [View DF57H-2P-1.2V\(21\) on WIN SOURCE](#)
- [Hirose Electric Co Ltd Information](#)

## Optimize Your Supply Chain with WIN SOURCE Solutions

- ✓ Global Sourcing Solution
- ✓ Obsolete Management
- ✓ Cost Control Management
- ✓ Shortage Management
- ✓ Alternative Solution
- ✓ Excess Inventory Management