




THE DATASHEET OF CPDU24V0U-HF



CPDU24V0U-HF

RoHS Device
Halogen Free



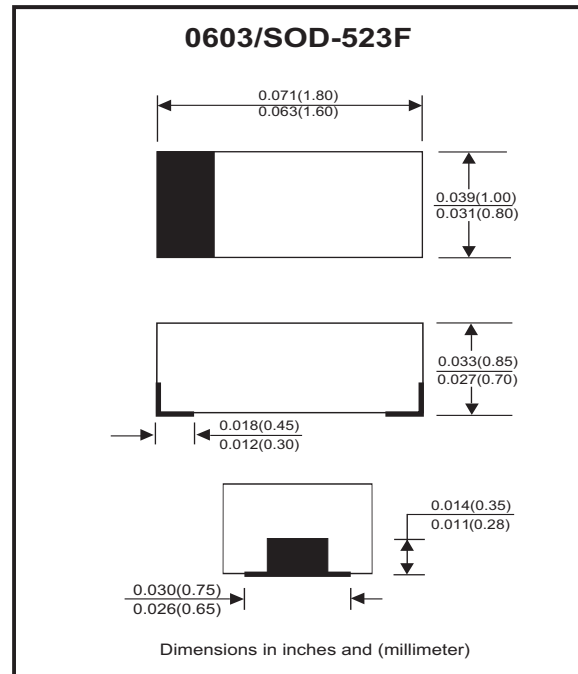
Features

- Uni-directional ESD protection.
- Surface mount package.
- High component density.

Mechanical data

- Case: 0603/SOD-523F standard package, molded plastic.
- Terminals: Gold plated, solderable per MIL-STD-750, method 2026.
- Mounting position: Any.
- Weight: 0.003 grams(approx.).

Circuit Diagram



Maximum Rating And Electrical Characteristics (at TA=25°C unless otherwise noted)

Parameter	Conditions	Symbol	Min	Typ	Max	Unit
Forward voltage	I _F = 10mA	V _F		0.8	1.2	V
Diode breakdown voltage	I _R = 1mA	V _{BD}	26.5			V
Leakage current	V _R = 24V	I _L			0.25	uA
Junction capacitance	V _R = 0V, f = 1MHz	C _T			35	pF
ESD capability	IEC 61000-4-2(air) IEC 61000-4-2(contact)	ESD			20 15	kV
Clamping voltage	I _{PP} = 1A, T _P =8/20us I _{PP} = 3A, T _P =8/20us	V _C			38 50	V
Peak pulse power		P _{PP}			150	W
Operation temperature range		T _J	-55		125	°C
Storage temperature range		T _{STG}	-55		150	°C

RATING AND CHARACTERISTIC CURVES (CPDU24V0U-HF)

Fig.1 - 8/20us Peak Pulse Current Wave Form Acc. IEC 61000-4-5

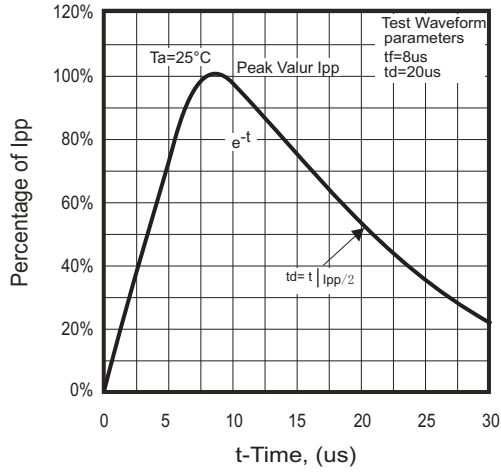


Fig.2 - Power Rating Derating Curve

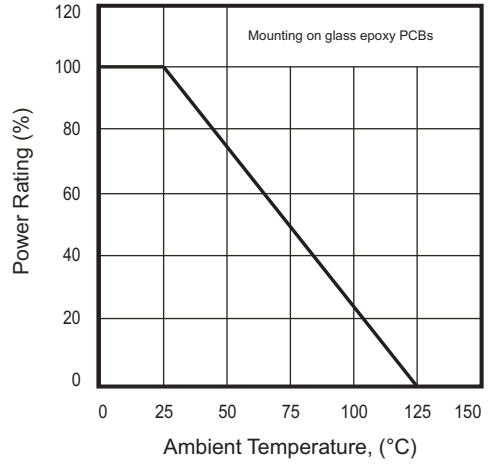


Fig.3 - Clamping Voltage Vs. Peak Pulse Current

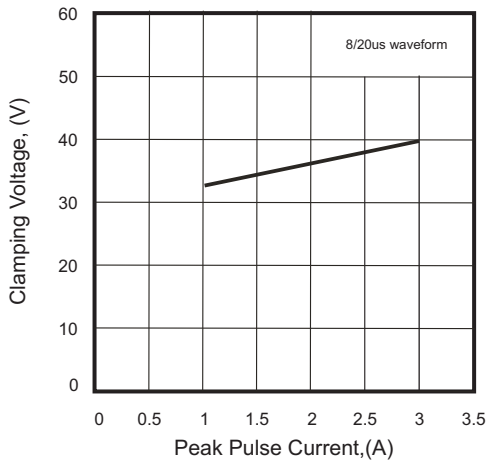


Fig.4 - Clamping Voltage Vs. Forward Peak Pulse Current

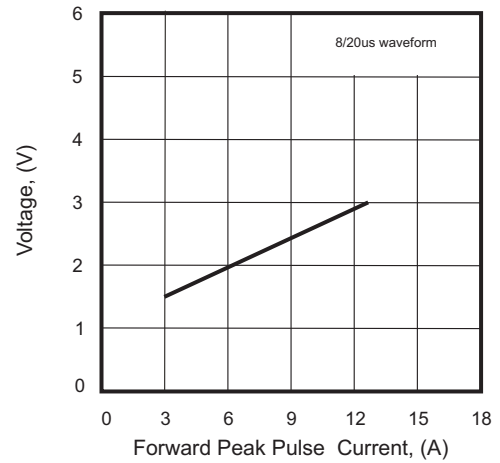
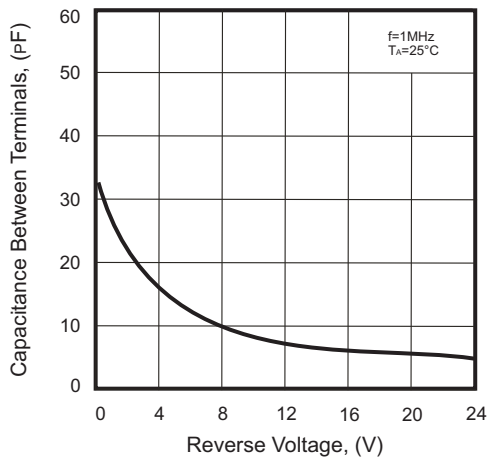


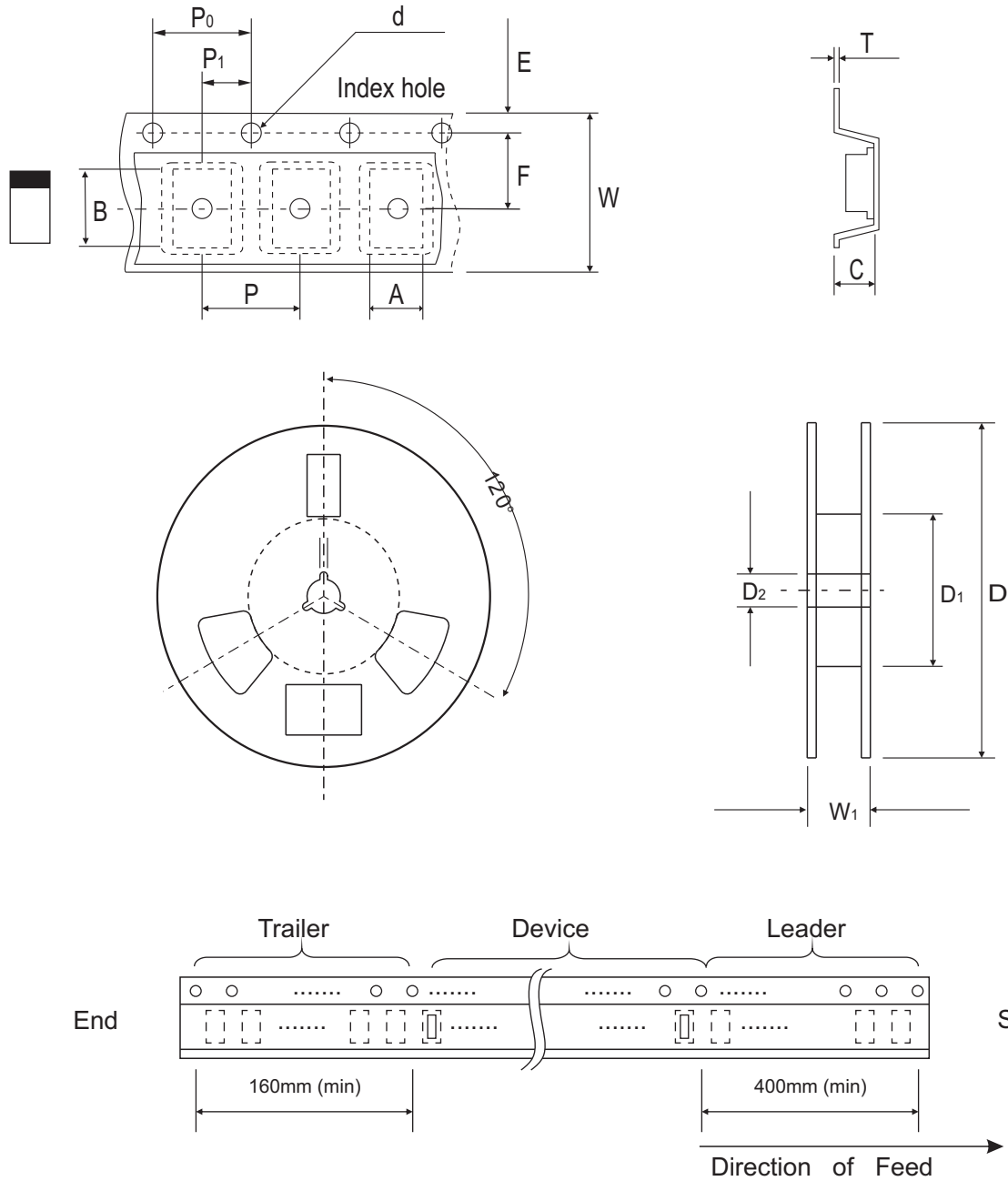
Fig.5 - Capacitance Between Terminals Characteristics



Company reserves the right to improve product design , functions and reliability without notice.

REV:B

Reel Taping Specification



0603 (SOD-523)	SYMBOL	A	B	C	d	D	D ₁	D ₂
	(mm)	1.16 ± 0.10	1.90 ± 0.10	0.95 ± 0.10	1.50 ^{+0.10} ₋₀	178.00 ± 1.00	60.0 ± 0.50	13.50 ± 0.20
	(inch)	0.046 ± 0.004	0.075 ± 0.004	0.037 ± 0.004	0.059 ^{+0.004} ₋₀	7.008 ± 0.039	2.362 ± 0.020	0.531 ± 0.008

0603 (SOD-523)	SYMBOL	E	F	P	P ₀	P ₁	T	W	W ₁
	(mm)	1.75 ± 0.10	3.50 ± 0.05	4.00 ± 0.10	4.00 ± 0.10	2.00 ± 0.05	0.22 ^{+0.10} _{-0.05}	8.00 ± 0.20	12.00 ^{+0.50} ₋₀
	(inch)	0.069 ± 0.004	0.138 ± 0.002	0.157 ± 0.004	0.157 ± 0.004	0.079 ± 0.002	0.009 ^{+0.004} _{-0.002}	0.315 ± 0.008	0.472 ^{+0.020} ₋₀

Company reserves the right to improve product design , functions and reliability without notice.

REV:B

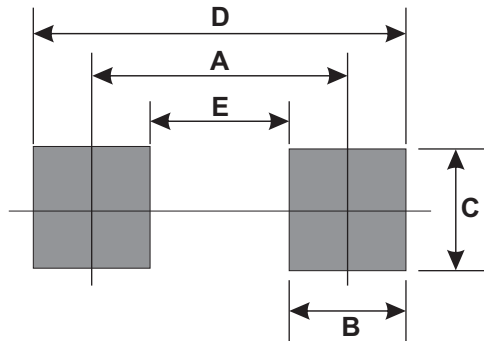
Marking Code

Part Number	Marking Code
CPDU24V0U-HF	E24



Suggested PAD Layout

SIZE	0603/SOD-523F	
	(mm)	(inch)
A	1.70	0.067
B	0.60	0.024
C	0.80	0.031
D	2.30	0.091
E	1.10	0.043





Standard Packaging

Case Type	REEL PACK	
	REEL (pcs)	Reel Size (inch)
0603/SOD-523F	4,000	7

Looking for pricing, stock, or lifecycle information?

Click below to explore more details on WIN SOURCE:

-  [View CPDU24V0U-HF on WIN SOURCE](#)
-  [Comchip Technology Information](#)

Optimize Your Supply Chain with WIN SOURCE Solutions

-  Global Sourcing Solution
-  Obsolete Management
-  Cost Control Management
-  Shortage Management
-  Alternative Solution
-  Excess Inventory Management