

# ATC 600L Series Ultra-Low ESR, High Q, NPO RF & Microwave Capacitors

## Features:

- **Lowest ESR in Class**
- Highest Working Voltage in Class – 200V
- Standard EIA Size: 0402
- High Self Resonance Frequencies

## Applications:

- Cellular Base Stations
- Broadband Wireless Services
- Satellite Communications
- Subscriber-based Wireless Devices
- WiFi (802.11)
- WiMAX (802.16)

## Circuit Applications:

- Filter Networks
- High Q Frequency Sources
- Matching Networks
- Tuning, Coupling, Bypass and DC Blocking



### ATC 600 SERIES OVERVIEW

ATC Series	ATC Case Size	EIA Case Size
<b>600</b>	<b>L</b>	<b>0402</b>
600	S	0603
600	F	0805

### Electrical Specifications

<b>Capacitance:</b>	0.1 to 27 pF
<b>Tolerances:</b>	See Cap Value Chart
<b>Working Voltage (WVDC):</b>	200 V
<b>Quality Factor (Q):</b>	> 2000 @ 1 MHz
<b>Operating Temperature Range:</b>	-55°C to +125°C (no derating of working voltage)
<b>Temperature coefficient of Capacitance (TCC):</b>	0 ± 30 ppm/°C, -55°C to +125°C
<b>Insulation Resistance:</b>	10 <sup>5</sup> MΩ min. at +25°C at rated WVDC 10 <sup>4</sup> MΔ min. at +125°C at rated WVDC
<b>Dielectric Withstanding Voltage (DWV):</b>	2.5 x WVDC for 5 seconds
<b>Aging:</b>	None
<b>Piezo Effects:</b>	None

### Mechanical Specifications

<b>Terminations:</b>	T = Tin Plated over Nickel Barrier* (Standard) TN = Tin Plated over Non-Magnetic Barrier* W = Tin/Lead Solder Plated over Nickel Barrier
<b>Solderability:</b>	Solder coverage > 90% of end termination
<b>Terminal Strength:</b>	2 lbs. typ., 1 lb. min.

### Environmental Specifications

<b>Life Test:</b>	2000 hours, +125°C at 2X WVDC
<b>Thermal Shock:</b>	5 cycles, -55°C to +125°C
<b>Moisture Resistance:</b>	MIL-STD-202, Method 106

### Military Approval

DSCC Drawing Number 05003



ATC 600 Series Capacitors are designed and manufactured to meet and exceed the requirements of EIA-198, MIL-PRF-55681 and MIL-PRF-123.



**AMERICAN**  
ATC North America  
sales@atceramics.com

**TECHNICAL**  
ATC Europe  
saleseur@atceramics.com

**CERAMICS**  
ATC Asia  
sales@atceramics-asia.com

**THE ENGINEERS' CHOICE®**  
ISO 9001 REGISTERED COMPANY

**THE ENGINEERS' CHOICE™**

**www.atceramics.com**

ATC # 001-976;  
Rev M, 1/15

# ATC 600L Series Ultra-Low ESR, High Q, NPO RF & Microwave Capacitors

## Capacitance Values\*

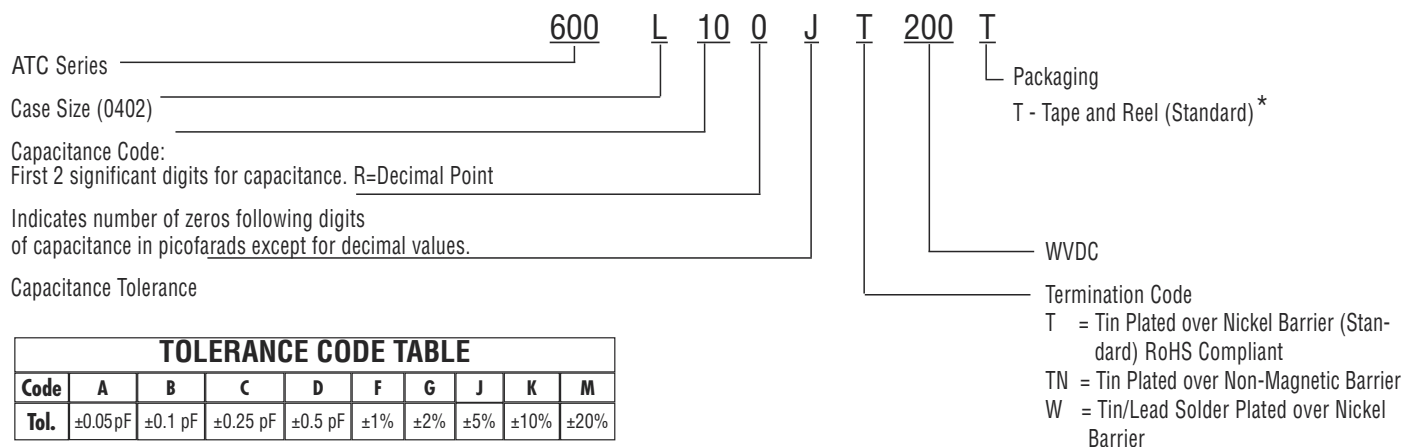
Value (pF)	Cap Code	Tolerances
0.1	0R1	A, B
0.2	0R2	A, B
0.3	0R3	A, B, C
0.4	0R4	A, B, C
0.5	0R5	A, B, C
0.6	0R6	A, B, C
0.7	0R7	A, B, C
0.8	0R8	A, B, C
0.9	0R9	A, B, C
1.0	1R0	A, B, C, D
1.1	1R1	A, B, C, D
1.2	1R2	A, B, C, D
1.3	1R3	A, B, C, D
1.5	1R5	A, B, C, D

Value (pF)	Cap Code	Tolerances
1.6	1R6	A, B, C, D
1.8	1R8	A, B, C, D
2.0	2R0	A, B, C, D
2.2	2R2	A, B, C, D
2.4	2R4	A, B, C, D
2.7	2R7	A, B, C, D
3.0	3R0	A, B, C, D
3.3	3R3	A, B, C, D
3.6	3R6	A, B, C, D
3.9	3R9	A, B, C, D
4.3	4R3	A, B, C, D
4.7	4R7	A, B, C, D
5.1	5R1	A, B, C, D
5.6	5R6	A, B, C, D

Value (pF)	Cap Code	Tolerances
6.2	6R2	A, B, C, D
6.8	6R8	B, C, J, K
7.5	7R5	B, C, J, K
8.2	8R2	B, C, J, K
9.1	9R1	B, C, J, K
10	100	F, G, J, K, M
11	110	F, G, J, K, M
12	120	F, G, J, K, M
15	150	F, G, J, K, M
18	180	F, G, J, K, M
20	200	F, G, J, K, M
22	220	F, G, J, K, M
24	240	F, G, J, K, M
27	270	F, G, J, K, M

\*Non-standard values and custom tolerances are available upon request.

## ATC Part Number Code



TOLERANCE CODE TABLE									
Code	A	B	C	D	F	G	J	K	M
Tol.	±0.05 pF	±0.1 pF	±0.25 pF	±0.5 pF	±1%	±2%	±5%	±10%	±20%

\*10,000 pieces on 7" reel, 4000 pieces on 7" reel and 500 pieces on prototype reel. Consult ATC for other options.

The above part number refers to a 600L Series (case size L) 10 pF capacitor, J tolerance (±5%), 200 WVDC, with T termination (Tin Plated over Nickel Barrier, RoHS Compliant), Tape and Reel packaging.

ATC accepts orders for our parts using designations *with* or *without* the "ATC" prefix. Both methods of defining the part number are equivalent, i.e., part numbers referenced with the "ATC" prefix are interchangeable to parts referenced without the "ATC" prefix. Customers are free to use either in specifying or procuring parts from American Technical Ceramics.

For additional information and catalogs contact your ATC representative or call direct at (+1-631) 622-4700.

Consult factory for 500 piece reels for prototyping.  
 Consult factory for additional performance data.

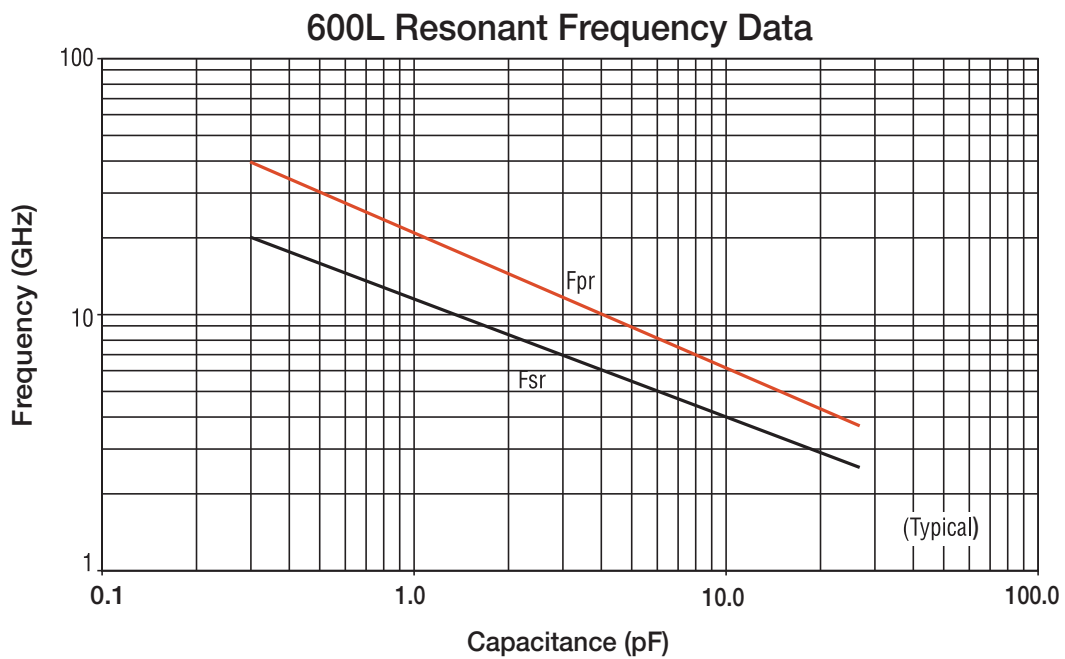
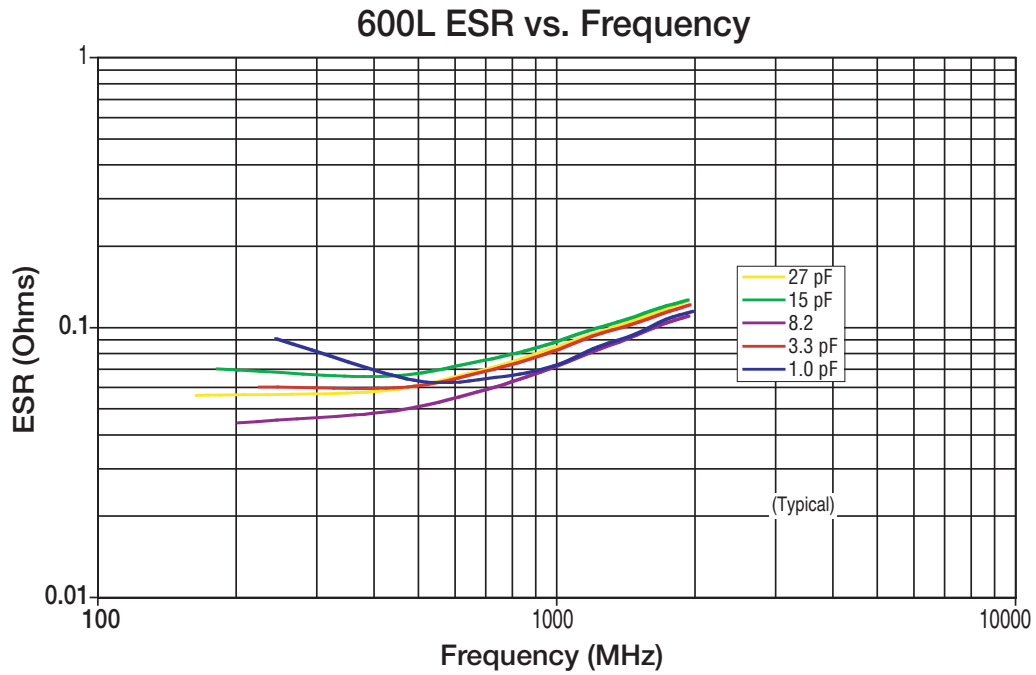
## AMERICAN TECHNICAL CERAMICS

ATC North America  
 sales@atceramics.com

ATC Europe  
 saleseur@atceramics.com

ATC Asia  
 sales@atceramics-asia.com

# ATC 600L Series Ultra-Low ESR, High Q, NPO RF & Microwave Capacitors



#### ATC 600L Series Data Sheet Test Condition Description

Capacitors mounted in series microstrip configuration on 10-mil thick Rogers RO4350<sup>®</sup> softboard, 22-mils wide 1/2 oz. Cu traces.

**FSR** = lowest frequency at which S11 response, referenced at capacitor edge, crosses real axis on Smith Chart.

**FPR** = lowest frequency at which there is a notch in S21 magnitude response.

**A M E R I C A N T E C H N I C A L C E R A M I C S**

ATC North America  
sales@atceramics.com

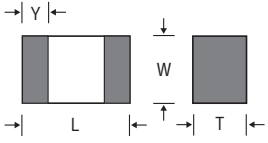
ATC Europe  
sales@atceramics.com

ATC Asia  
sales@atceramics-asia.com

www.atceramics.com

# ATC 600L Series Ultra-Low ESR, High Q, NPO RF & Microwave Capacitors

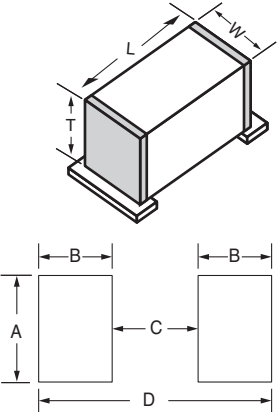
## Outline Dimensions



<b>L (0402)</b>	L: $.040 \pm .004$ (1.02 $\pm$ 0.1)	T: .024 max. (0.60 max.)
	W: $.020 \pm .004$ (.51 $\pm$ 0.1)	Y: $.010 \pm .006$ (0.25 $\pm$ 0.15)

Inches (mm)

## Suggested Mounting Pad Dimensions






Case Sizes L, S and F

Case Size	A Min.	B Min.	C Min.	D Min.
0402 (1005)	.0275 (0.70)	.0354 (0.90)	.0157 (0.40)	.0866 (2.20)
0603 (1608)	.0393 (1.00)	.0433 (1.10)	.0236 (0.60)	.110 (2.80)
0805 (2012)	.0590 (1.50)	.0512 (1.30)	.0236 (0.60)	.1259 (3.20)

Inches (mm)

## Design Kits Each Kit contains a selection of standard capacitor values for circuit prototyping.

Kit #	Item #	Description	Cap. Value Range (pF)	Cap. Values (pF)	Tol. (pF)	Price
Kit 36T	DK0036T 	600L Series Ultra-low ESR, High Q Microwave Capacitors 16 different values, 15 pcs. min. per value	0.1 to 2.0	0.1, 0.2, 0.3, 0.4, 0.5, 0.6, 0.7, 0.8, 0.9, 1.0, 1.1, 1.2, 1.5	$\pm 0.1$	\$90.00
				1.6, 1.8, 2.0	$\pm 0.25$	
Kit 37T	DK0037T 	600L Series Ultra-low ESR, High Q Microwave Capacitors 16 different values, 15 pcs. min. per value	1.0 to 10	1.0, 1.2, 1.5, 1.8, 2.0, 2.2, 2.4, 2.7, 3.0, 3.3	$\pm 0.1$	\$90.00
				3.9, 4.7, 5.6, 6.8, 8.2	$\pm 0.25$	
				10	$\pm 5\%$	
Kit 38T	DK0038T 	600L Series Ultra-low ESR, High Q Microwave Capacitors 8 different values, 15 pcs. min. per values	10 to 27	10, 12, 15, 18, 20, 22, 24, 27	$\pm 5\%$	\$50.00

For Online Kit Orders, Catalog & Application Notes, Visit: [www.atceramics.com](http://www.atceramics.com)

Sales of ATC products are subject to the terms and conditions contained in American Technical Ceramics Corp. Terms and Conditions of Sale (ATC document #001-992 Rev. B 12/05). Copies of these terms and conditions will be provided upon request. They may also be viewed on ATC's website at [www.atceramics.com/productfinder/default.asp](http://www.atceramics.com/productfinder/default.asp). Click on the link for Terms and Conditions of Sale.

ATC has made every effort to have this information as accurate as possible. However, no responsibility is assumed by ATC for its use, nor for any infringements of rights of third parties which may result from its use. ATC reserves the right to revise the content or modify its product without prior notice.

© 2003 American Technical Ceramics Corp. All Rights Reserved.

ATC # 001-976;  
Rev M, 1/15

**A M E R I C A N T E C H N I C A L C E R A M I C S**

ATC North America  
sales@atceramics.com


ATC Europe  
sales@atceramics.com

ATC Asia  
sales@atceramics-asia.com

[www.atceramics.com](http://www.atceramics.com)

## Looking for pricing, stock, or lifecycle information?

Click below to explore more details on WIN SOURCE:

-  [View 600L4R7BT200T on WIN SOURCE](#)
-  [American Technical Ceramics](#) Information

## Optimize Your Supply Chain with WIN SOURCE Solutions

-  Global Sourcing Solution
-  Obsolete Management
-  Cost Control Management
-  Shortage Management
-  Alternative Solution
-  Excess Inventory Management