

**ML SERIES**
**105°C 5mm~9mm Height, Long Life**

\*Load Life : 105°C 3000~5000 hours.


**◆ SPECIFICATIONS**

Items	Characteristics																								
Category Temperature Range	-40~+105°C																								
Rated Voltage Range	6.3~50Vdc																								
Capacitance Tolerance	±20% (20°C, 120Hz)																								
Leakage Current(MAX)	I=0.01CV or 3μA whichever is greater.(After 2 minutes application of rated voltage) I=Leakage Current(μA)      C=Capacitance(μF)      V=Rated Voltage(Vdc)																								
Dissipation Factor(MAX) (tanδ)	<table border="1"> <thead> <tr> <th>Rated Voltage (V)</th> <th>6.3</th> <th>10</th> <th>16</th> <th>25</th> <th>35</th> <th>50</th> <th>(20°C, 120Hz)</th> </tr> </thead> <tbody> <tr> <td>tanδ</td> <td>0.40</td> <td>0.35</td> <td>0.30</td> <td>0.25</td> <td>0.20</td> <td>0.20</td> <td></td> </tr> </tbody> </table>	Rated Voltage (V)	6.3	10	16	25	35	50	(20°C, 120Hz)	tanδ	0.40	0.35	0.30	0.25	0.20	0.20									
Rated Voltage (V)	6.3	10	16	25	35	50	(20°C, 120Hz)																		
tanδ	0.40	0.35	0.30	0.25	0.20	0.20																			
Endurance	After applying rated voltage with rated ripple current for specified time at 105°C, the capacitors shall meet the following requirements. <table border="1"> <thead> <tr> <th>Capacitance Change</th> <th>Within ±30% of the initial value.</th> <th>Case Size</th> <th>Life Time (hrs)</th> </tr> </thead> <tbody> <tr> <td>Dissipation Factor</td> <td>Not more than 300% of the specified value.</td> <td>L=5mm</td> <td>3000</td> </tr> <tr> <td>Leakage Current</td> <td>Not more than the specified value.</td> <td>L≥7mm</td> <td>5000</td> </tr> </tbody> </table>	Capacitance Change	Within ±30% of the initial value.	Case Size	Life Time (hrs)	Dissipation Factor	Not more than 300% of the specified value.	L=5mm	3000	Leakage Current	Not more than the specified value.	L≥7mm	5000												
Capacitance Change	Within ±30% of the initial value.	Case Size	Life Time (hrs)																						
Dissipation Factor	Not more than 300% of the specified value.	L=5mm	3000																						
Leakage Current	Not more than the specified value.	L≥7mm	5000																						
Low Temperature Stability Impedance Ratio(MAX)	<table border="1"> <thead> <tr> <th>Rated Voltage (Vdc)</th> <th>6.3</th> <th>10</th> <th>16</th> <th>25</th> <th>35</th> <th>50</th> <th>(120Hz)</th> </tr> </thead> <tbody> <tr> <td>Z(-25°C)/Z(20°C)</td> <td>6</td> <td>4</td> <td>4</td> <td>3</td> <td>2</td> <td>2</td> <td></td> </tr> <tr> <td>Z(-40°C)/Z(20°C)</td> <td>12</td> <td>10</td> <td>8</td> <td>6</td> <td>4</td> <td>4</td> <td></td> </tr> </tbody> </table>	Rated Voltage (Vdc)	6.3	10	16	25	35	50	(120Hz)	Z(-25°C)/Z(20°C)	6	4	4	3	2	2		Z(-40°C)/Z(20°C)	12	10	8	6	4	4	
Rated Voltage (Vdc)	6.3	10	16	25	35	50	(120Hz)																		
Z(-25°C)/Z(20°C)	6	4	4	3	2	2																			
Z(-40°C)/Z(20°C)	12	10	8	6	4	4																			

**◆ MULTIPLIER FOR RIPPLE CURRENT**

Frequency (Hz)	60(50)	120	500	1k	10k≤
1μF	0.50	1.00	1.20	1.30	1.50
2.2~6.8μF	0.65	1.00	1.20	1.30	1.50
10~82μF	0.80	1.00	1.20	1.30	1.50
100~1000μF	0.80	1.00	1.10	1.15	1.20

**◆ OPTION**

	Code
PET Sleeve	EFC

**◆ PART NUMBER**

□□□	ML	□□□□□	M	□□□	□□	DXL
Rated Voltage	Series	Capacitance	Capacitance Tolerance	Option	Lead Forming	Case Size









## Looking for pricing, stock, or lifecycle information?

Click below to explore more details on WIN SOURCE:

-  [View 6.3ML1000MEFC10X9 on WIN SOURCE](#)
-  [Rubycon Information](#)

## Optimize Your Supply Chain with WIN SOURCE Solutions

-  Global Sourcing Solution
-  Obsolete Management
-  Cost Control Management
-  Shortage Management
-  Alternative Solution
-  Excess Inventory Management