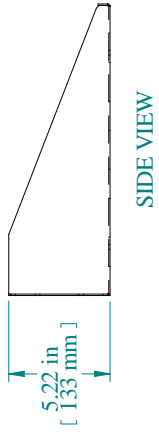
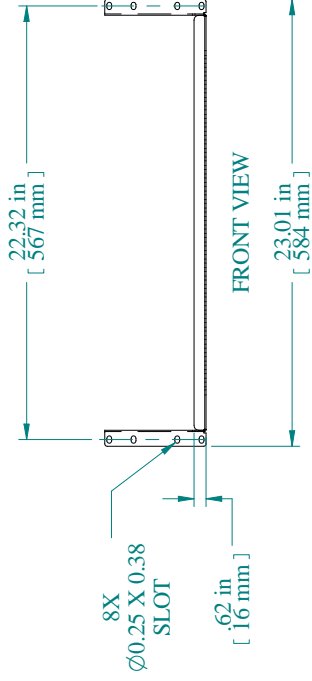
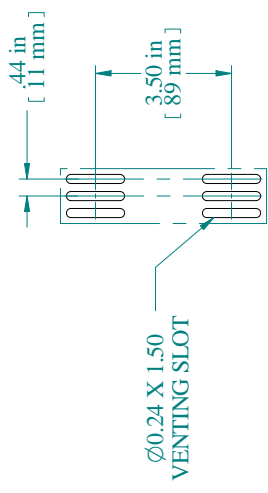
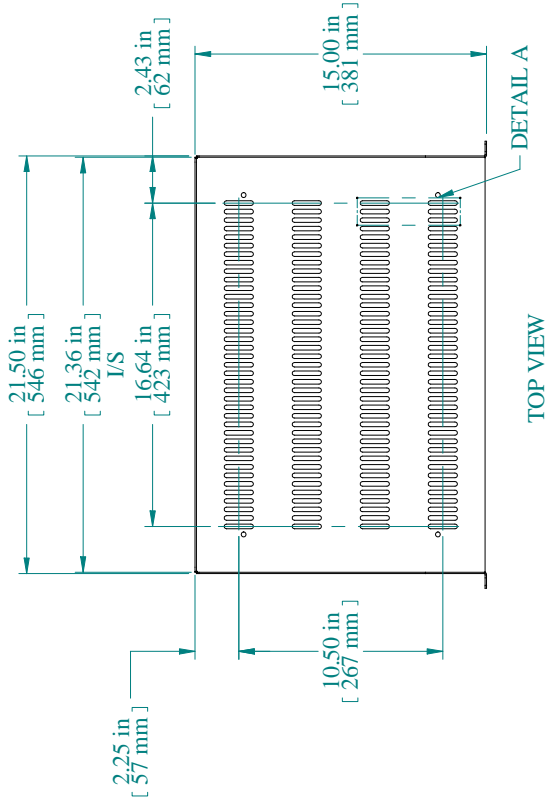




**THE DATASHEET OF
RASV230515BK1**






PART NUMBERS
 RASV230515BK1 | PAINTED BLACK TEXTURED

NOTES
 Maximum Weight 200 lb
 Mounting Hardware not Supplied with Shelf

Data subject to change without notice. Isometric



Looking for pricing, stock, or lifecycle information?

Click below to explore more details on WIN SOURCE:

- ⊖ [View RASV230515BK1 on WIN SOURCE](#)
- ⊖ [Hammond Manufacturing Information](#)

Optimize Your Supply Chain with WIN SOURCE Solutions

- ✓ Global Sourcing Solution
- ✓ Obsolete Management
- ✓ Cost Control Management
- ✓ Shortage Management
- ✓ Alternative Solution
- ✓ Excess Inventory Management