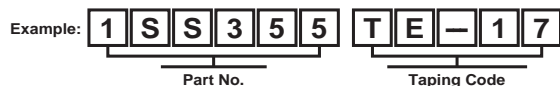


- When ordering, specify the part number.
- Check each code against the tables shown below.
- Fill in from the left, leaving any extra boxes empty on the right.

• **Small signal / rectifier diode**



• **Zener diode**



• **Packaging type**

Package	Code	Package style	Direction	Basic ordering unit (pcs)
GMD2	T2R	Embossed tape	Cathode on sprocket hole side	8,000
	T2N	Embossed tape	Cathode on sprocket hole side Non-direction	8,000
VML2	T2R	Embossed tape	Cathode on sprocket hole side	8,000
VMN2	T2RA	Embossed tape	Cathode on sprocket hole side	8,000
VMD2	T2R	Embossed tape	Cathode on sprocket hole side	8,000
KMD2	T2R	Embossed tape	Cathode on sprocket hole side	8,000
VMD3	T2L	Embossed tape	One terminal on sprocket hole side	8,000
EMD2	TE61	Embossed tape	Cathode on sprocket hole side	3,000
	T2R	Embossed tape	Cathode on sprocket hole side	8,000
	T2N	Embossed tape	Cathode on sprocket hole side Non-direction	8,000
EMD3	TL	Embossed tape	One terminal on sprocket hole side	3,000
EMD3F	TL	Embossed tape	One terminal on sprocket hole side	3,000
EMD4	T2R	Embossed tape	Cathode on sprocket hole side	8,000
EMD5				
EMD6				
UMD2	TE-17 TW11*1	Embossed tape	Cathode on sprocket hole side	3,000
UMD3	T106	Embossed tape	One terminal on sprocket hole side	3,000
UMD3F	TL	Embossed tape	One terminal on sprocket hole side	3,000
UMD4	TL	Embossed tape	Cathode on sprocket hole side (DA227)	3,000
UMD5	TR	Embossed tape	Three terminals on sprocket hole side	3,000
UMD6	TR	Embossed tape	Cathode on sprocket hole side	3,000
UMD6	TN	Embossed tape	Non-direction	3,000
	★TR*2		Cathode on sprocket hole side	
SSD3	T116	Embossed tape	One terminal on sprocket hole side	3,000
SMD3	T146	Embossed tape	One terminal on sprocket hole side	3,000
SMD5	T148	Embossed tape	Three terminals on sprocket hole side	3,000
SMD6	T108*3	Embossed tape	Anode on sprocket hole side	3,000
	T110		Non-direction	
MPD6	TR	Embossed tape	Terminal No.1 on sprocket hole side	1,000
TSMd5	TR	Embossed tape	Terminal No.1 on sprocket hole side	3,000
TSMd6	TR	Embossed tape	Terminal No.1 on sprocket hole side	3,000
TSMd8	TR	Embossed tape	Terminal No.1 on sprocket hole side	3,000
TUMD2	TR	Embossed tape	Cathode on sprocket hole side	3,000
TUMD2S	TR	Embossed tape	Cathode on sprocket hole side	3,000
TUMD5	TR	Embossed tape	Terminal No.1 on sprocket hole side	3,000
PMDU	TR	Embossed tape	Cathode on sprocket hole side	3,000
PMDS	TE25	Embossed tape	Cathode on sprocket hole side	1,500
CPD	TL	Embossed tape	Fin on sprocket hole side	2,500
LPDS	TL	Embossed tape	Fin on sprocket hole side	1,000
TO-220FN(3pin)	—	Bulk	box	500
TO-220FN(2pin)	—	Stick	box	1,000
TO-220NFM	—	Stick	box	1,000
HMD8	TE61	Embossed tape	Cathode on sprocket hole side	3,000
HMD12	TE61	Embossed tape	Cathode on sprocket hole side	3,000
TSMd8	TR	Embossed tape	Terminal No.1 on sprocket hole side	3,000

Notes: \*1 Regarding the UMD2 package, only 1SS356 is available in TW11.  
\*2 Regarding the UMD6 package, only RB731XN is offered in TR.  
\*3 Regarding the SMD6 package, only IMN10 and RB731U are available in T108.  
★ Available outside Japan

## Notes

- 1) The information contained herein is subject to change without notice.
- 2) Before you use our Products, please contact our sales representative and verify the latest specifications :
- 3) Although ROHM is continuously working to improve product reliability and quality, semiconductors can break down and malfunction due to various factors.  
Therefore, in order to prevent personal injury or fire arising from failure, please take safety measures such as complying with the derating characteristics, implementing redundant and fire prevention designs, and utilizing backups and fail-safe procedures. ROHM shall have no responsibility for any damages arising out of the use of our Products beyond the rating specified by ROHM.
- 4) Examples of application circuits, circuit constants and any other information contained herein are provided only to illustrate the standard usage and operations of the Products. The peripheral conditions must be taken into account when designing circuits for mass production.
- 5) The technical information specified herein is intended only to show the typical functions of and examples of application circuits for the Products. ROHM does not grant you, explicitly or implicitly, any license to use or exercise intellectual property or other rights held by ROHM or any other parties. ROHM shall have no responsibility whatsoever for any dispute arising out of the use of such technical information.
- 6) The Products are intended for use in general electronic equipment (i.e. AV/OA devices, communication, consumer systems, gaming/entertainment sets) as well as the applications indicated in this document.
- 7) The Products specified in this document are not designed to be radiation tolerant.
- 8) For use of our Products in applications requiring a high degree of reliability (as exemplified below), please contact and consult with a ROHM representative : transportation equipment (i.e. cars, ships, trains), primary communication equipment, traffic lights, fire/crime prevention, safety equipment, medical systems, servers, solar cells, and power transmission systems.
- 9) Do not use our Products in applications requiring extremely high reliability, such as aerospace equipment, nuclear power control systems, and submarine repeaters.
- 10) ROHM shall have no responsibility for any damages or injury arising from non-compliance with the recommended usage conditions and specifications contained herein.
- 11) ROHM has used reasonable care to ensure the accuracy of the information contained in this document. However, ROHM does not warrant that such information is error-free, and ROHM shall have no responsibility for any damages arising from any inaccuracy or misprint of such information.
- 12) Please use the Products in accordance with any applicable environmental laws and regulations, such as the RoHS Directive. For more details, including RoHS compatibility, please contact a ROHM sales office. ROHM shall have no responsibility for any damages or losses resulting from non-compliance with any applicable laws or regulations.
- 13) When providing our Products and technologies contained in this document to other countries, you must abide by the procedures and provisions stipulated in all applicable export laws and regulations, including without limitation the US Export Administration Regulations and the Foreign Exchange and Foreign Trade Act.
- 14) This document, in part or in whole, may not be reprinted or reproduced without prior consent of ROHM.





Thank you for your accessing to ROHM product informations.  
More detail product informations and catalogs are available, please contact us.

## ROHM Customer Support System

<http://www.rohm.com/contact/>

## Looking for pricing, stock, or lifecycle information?

Click below to explore more details on WIN SOURCE:

-  [View TFZGTR22B on WIN SOURCE](#)
-  [Rohm Semiconductor](#) Information

## Optimize Your Supply Chain with WIN SOURCE Solutions

-  Global Sourcing Solution
-  Obsolete Management
-  Cost Control Management
-  Shortage Management
-  Alternative Solution
-  Excess Inventory Management