

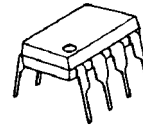
SINGLE-SUPPLY LOW POWER DUAL OPERATIONAL AMPLIFIER

■ GENERAL DESCRIPTION

The NJM2132 is a general purpose single supply low power dual operational amplifier.

The features of low operating current, wide and low operating voltage, high input impedance, and single supply operation are suitable for battery operated items.

■ PACKAGE OUTLINE



NJM2132D



NJM2132M

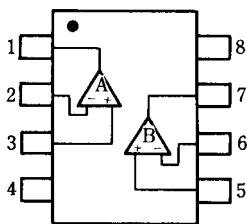


NJM2132V

■ FEATURES

- Operating Voltage (+2.7V~+32V)
- Low Operating Current (180 μ A typ. @ V^+ =5V, each amplifier)
- Slew Rate (2.1V/ μ s typ.)
- Gain Bandwidth Product (1.8MHz typ.)
- Bipolar Technology
- Package Outline DIP8, DMP8, SSOP8

■ PIN CONFIGURATION

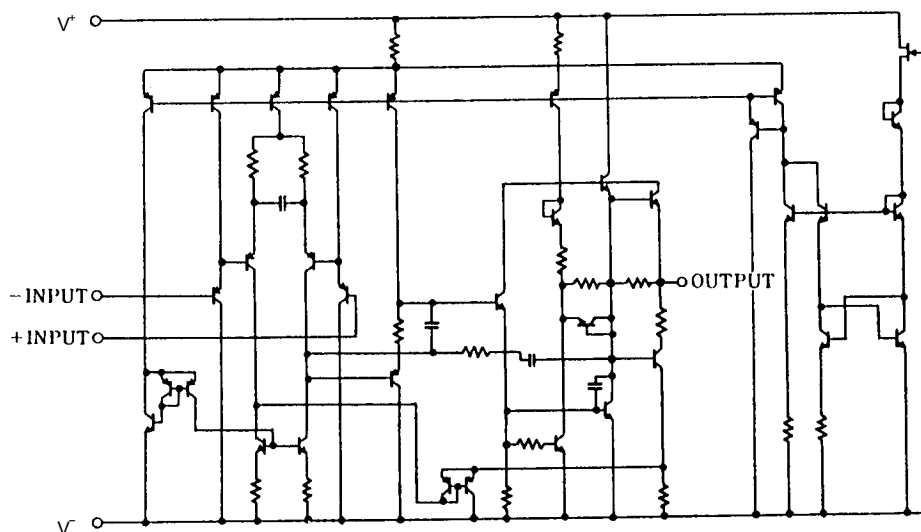


NJM2132D
NJM2132M
NJM2132V

PIN FUNCTION

- 1.A OUTPUT
- 2.A -INPUT
- 3.A +INPUT
- 4.V⁻
- 5.B +INPUT
- 6.B -INPUT
- 7.B OUTPUT
- 8.V⁺

■ EQUIVALENT CIRCUIT (1/2 Shown)



NJM2132

■ ABSOLUTE MAXIMUM RATINGS

(Ta=25°C)

PARAMETER	SYMBOL	RATINGS	UNIT
Supply Voltage	V^+	36	V
Differential Input Voltage	V_{ID}	± 36	V
Input Voltage	V_{IC}	-0.3~+36 (note)	V
Power Dissipation	P_D	(DIP8) 500 (DMP8) 300 (SSOP8) 250	mW
Operating Temperature Range	T_{opr}	-40~+85	°C
Storage Temperature Range	T_{stg}	-50~+125	°C

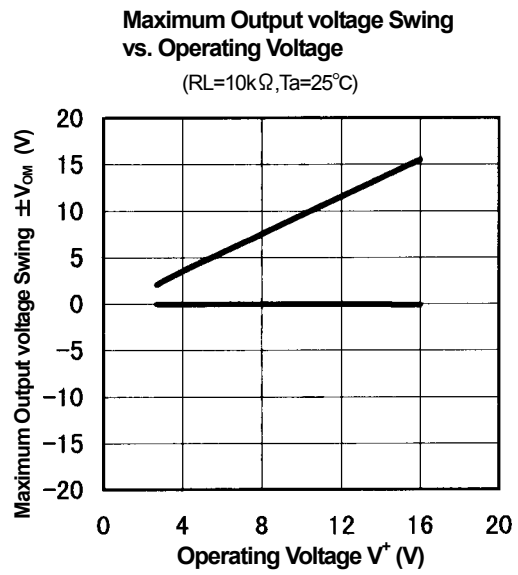
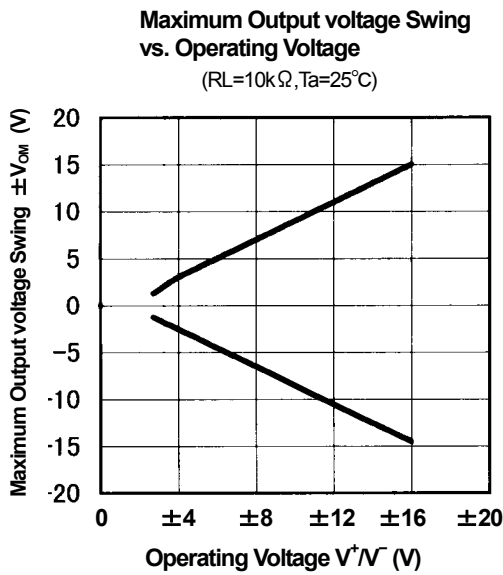
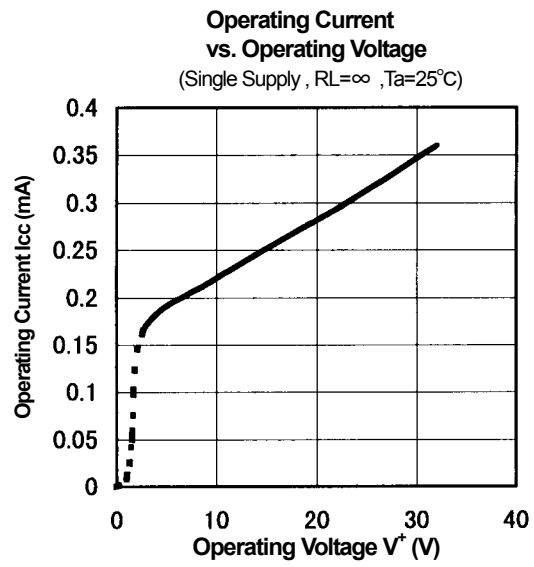
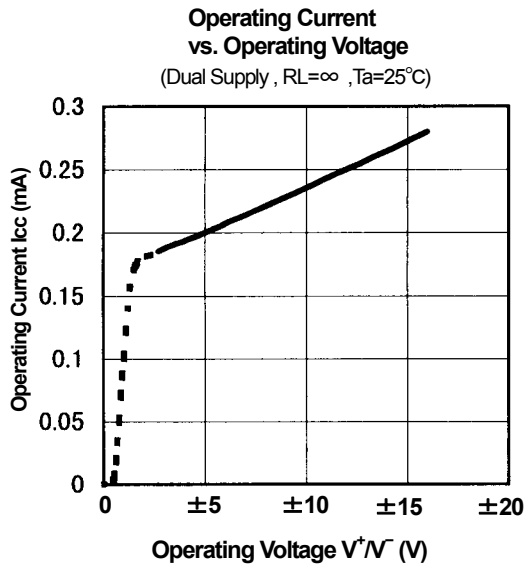
(note) When the supply voltage is less than +36V, the absolute maximum input voltage is equal to the supply voltage.

■ ELECTRICAL CHARACTERISTICS

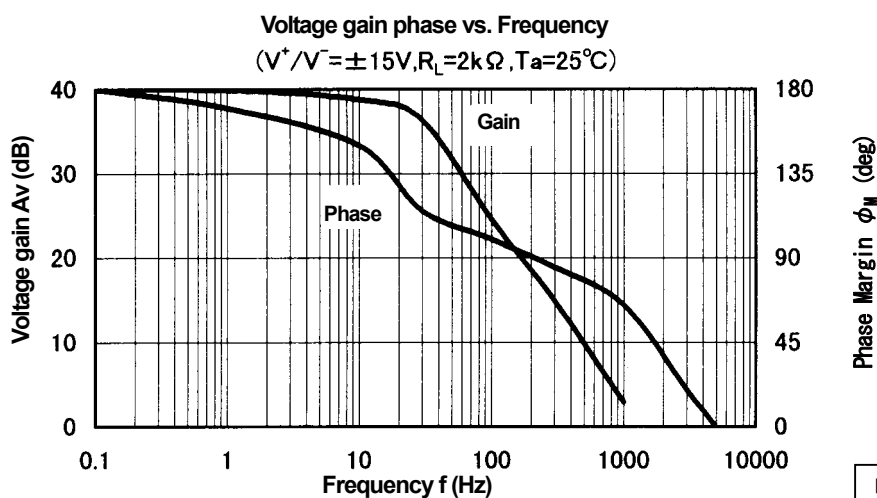
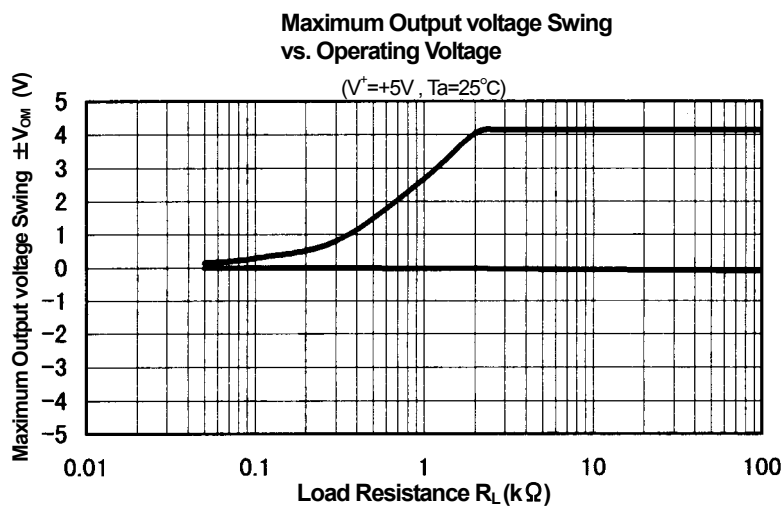
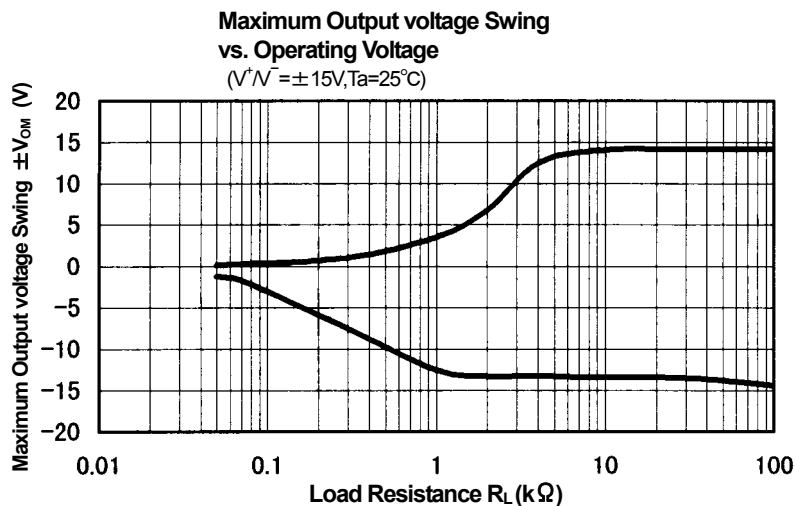
($V^+V^- = \pm 15V, Ta = 25^\circ C$)

PARAMETER	SYMBOL	TEST CONDITION	MIN.	TYP.	MAX.	UNIT
Operating Voltage	V^+	Single Supply	+2.7		+32	V
Input Offset Voltage	V_{IO}	$R_S = 0\Omega$	-	2.0	4.5	mV
		$V^+ = +5V, V^- = 0V, R_S = 0\Omega$	-	2.5	5.0	
V_{IO} Drift	$\Delta V_{IO}/T$	$R_S = 0\Omega$	-	10	-	$\mu V/^\circ C$
Input Offset Current	I_{IO}		-	5	20	nA
Input Bias Current	I_B		-	20	100	nA
Large Signal Voltage Gain	A_V	$R_L \geq 10k\Omega, V_O = \pm 10V$	90	100	-	dB
Input Common Mode Voltage Range	V_{ICM}		-15~+13.5	-	-	V
Common Mode Rejection Ratio	CMR	$R_S \leq 10k\Omega$	80	90	-	dB
Supply Voltage Rejection Ratio	SVR	$R_S = 100\Omega$	80	100	-	dB
Maximum Output Voltage Swing	V_{OM}	$R_L = 10k\Omega$	± 13.6	± 14.2	-	
	$+V_{OM}$	$V^+ = +5V, V^- = 0V$	3.5	4.3	-	V
	$-V_{OM}$	$R_L = 10k\Omega$	-	0.05	0.15	
Operating Current	I_{CC}	$R_L = \infty$ (all Amp.)	-	440	500	μA
		$V^+ = +5V, V^- = 0V$	-	360	500	
Output Source Current	I_{SOURCE}	$V_{IN}^+ = 1V, V_{IN}^- = 0V$	2.2	3.6	-	mA
Output Sink Current	I_{SINK}	$V_{IN}^+ = 0V, V_{IN}^- = 1V$	15	27	-	mA
Input Resistance	R_{IN}		-	300	-	M Ω
Input Capacitance	C_i		-	0.8	-	pF
Close Loop Output Impedance	Z_O	$f = 1.0MHz$	-	100	-	Ω
Equivalent Input Noise Voltage	e_n	$R_S = 100\Omega, f = 1kHz$	-	32	-	nV/ \sqrt{Hz}
Slew Rate	SR	$R_L = 10k\Omega$	-	2.1	-	V/ μs
Gain Bandwidth Product	GB	$f = 100kHz$	-	1.8	-	MHz
Power Bandwidth	BW_P	$A_V = +1.0, R_L = 10k\Omega$ $V_O = 20V_{P-P}, THD = 5\%$	-	35	-	kHz
Phase Margin	θ_M	$R_L = 10k\Omega$	-	60	-	deg.
		$R_L = 10k\Omega, C_L = 100pF$	-	45	-	
Amplitude Margin	A_m	$R_L = 10k\Omega$	-	15	-	dB
		$R_L = 10k\Omega, C_L = 100pF$	-	5.0	-	
Total Harmonic Distortion	THD	$A_V = +10, R_L = 10k\Omega$ $f = 10kHz, 2 \leq V_O \leq 20V_{P-P}$	-	0.03	-	%
Channel Separation	CS	$f = 10kHz, Input Referred$	-	120	-	dB

■ TYPICAL CHARACTERISTICS





TYPICAL CHARACTERISTICS



[CAUTION]
The specifications on this databook are only given for information, without any guarantee as regards either mistakes or omissions. The application circuits in this databook are described only to show representative usages of the product and not intended for the guarantee or permission of any right including the industrial rights.

Looking for pricing, stock, or lifecycle information?

Click below to explore more details on WIN SOURCE:

-  [View NJM2132M on WIN SOURCE](#)
-  [NJR Corporation/NJRC Information](#)

Optimize Your Supply Chain with WIN SOURCE Solutions

-  Global Sourcing Solution
-  Obsolete Management
-  Cost Control Management
-  Shortage Management
-  Alternative Solution
-  Excess Inventory Management