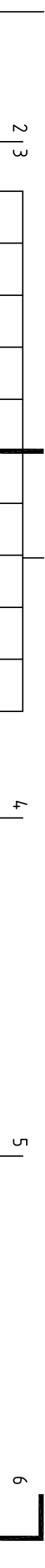




**THE DATASHEET OF
10051922-1210EHLF**



CONNECTOR ASSY

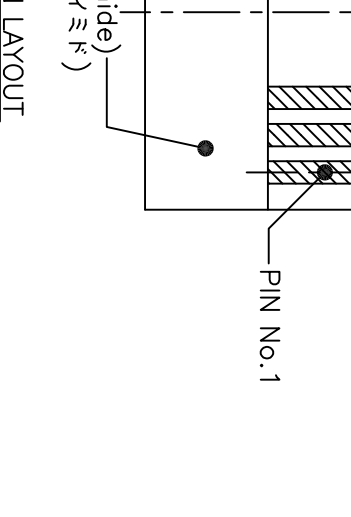
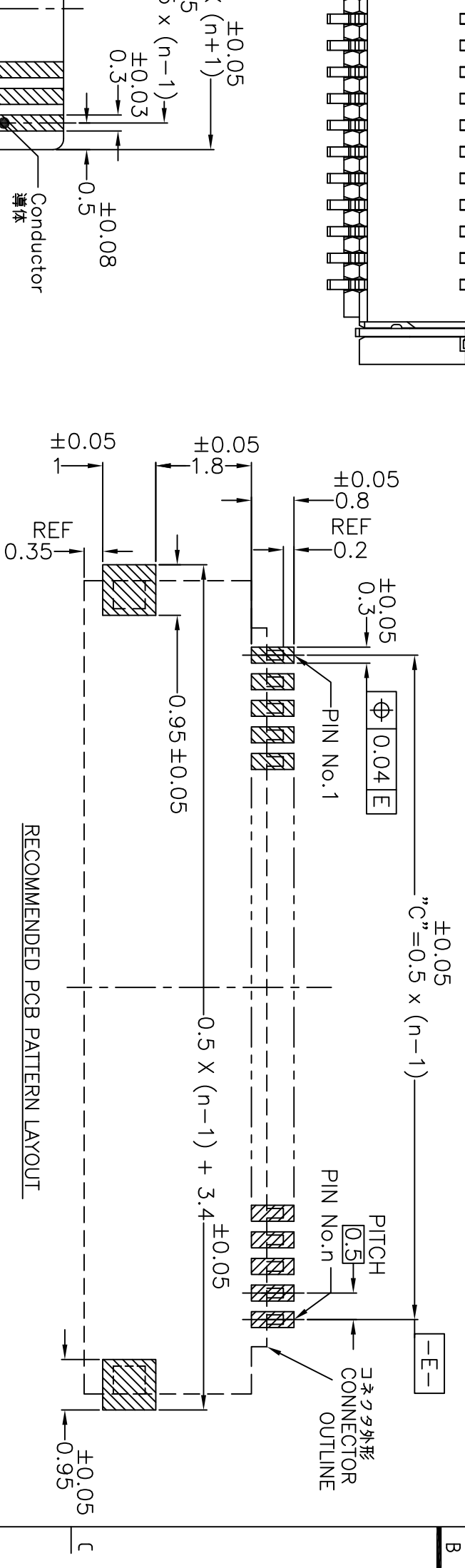
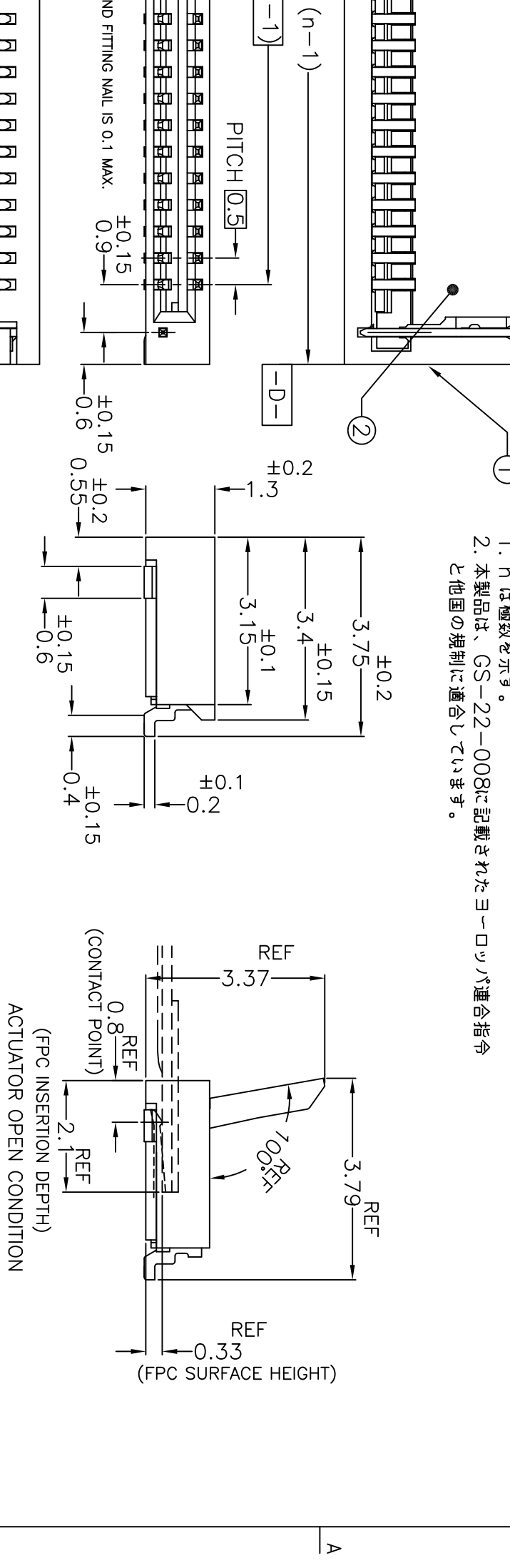


Note

1. "n" shows the number of contacts.
2. This product meets European Union Directives and other country regulations as described in GS-22-008

注記

1. n は極数を示す。
2. 本製品は、GS-22-008に記載されたヨーロッパ連合指令と他国の規制に適合しています。



mat'l. code		surface	tolerance	projection	product family
---		ISO 1302	ISO 406	ISO 1101	59GF FLEX 0.5
ltr	ecn no	dr	date	tolerances unless otherwise specified	title
A	J05-0356	N.S	6/20/05	0.X	ASSEMBLY
E	J08-0283	N.S	2008-7-1	0.XXX	0.5mm PITCH CONNECTOR FOR FPC
F	J09-0178	N.S	2009-5-7	±2°	VLL Series
G	J10-0142	N.S	2010-6-4	linear	scale 10:1
H	J10-0171	N.S	2010-6-23	0.XXX	0.5mm PITCH CONNECTOR FOR FPC
J	FLEX-33203	N.S	2019-04-12	±0.3	10051922
sheet index	revision	J	J	J	type
1	1	J	J	J	Product Customer Drawing
2	2	J	J	J	Rev.
3	3	J	J	J	
4	4	J	J	J	
5	5	J	J	J	
6	6	J	J	J	

CONNECTOR ASSY


POINT PLATING VARIATION (1: Au plating)
 点付け工程の工程数 (1: めっき)
 Number of contacts 接触数

PARTS TABLE 部品表

No.	Part name 部品名	Material 材質	Finish めっき	Note 備考
①	Housing ハウジング	Enter glass fiber LCP resin ガラス繊維入り LCP 樹脂	—	色: 黒色, UL94V-0 Color: Natural, UL94V-0
②	Actuator アクチュエーター	Enter glass fiber 9TPA resin ガラス繊維入り 9TPA 樹脂	—	色: 黒, UL94V-0 Color: Black, UL94V-0
③	Contact コンタクト	Copper alloy 銅合金	Au plating (Nickel underplating) めっき (ニッケル下地めっき)	ニッケル下地あり With Ni dam on the contact
④	Fitting nail (Right side) 補強金具 (右側)	Copper alloy 銅合金	Tin alloy plating (Nickel underplating) スズ合金めっき (ニッケル下地めっき)	—
⑤	Fitting nail (Left side) 補強金具 (左側)	Copper alloy 銅合金	Tin alloy plating (Nickel underplating) スズ合金めっき (ニッケル下地めっき)	—

CONTACT PLATING	DIM "C"	DIM "B"	DIM "A"	FITTING NAIL(L) QTY	FITTING NAIL(R) QTY	CONTACT QTY	ACTUATOR QTY	HOUSING QTY	PRODUCT NO.
	14.5	15.72	17.5	1	1	30	1	1	10051922-301LF
	13.5	14.72	16.5	1	1	28	1	1	10051922-281LF
	12.5	13.72	15.5	1	1	26	1	1	10051922-261LF
	11.5	12.72	14.5	1	1	24	1	1	10051922-241LF
	10.5	11.72	13.5	1	1	22	1	1	10051922-221LF
	9.5	10.72	12.5	1	1	20	1	1	10051922-201LF
	9	10.22	12	1	1	19	1	1	10051922-191LF
	8.5	9.72	11.5	1	1	18	1	1	10051922-181LF
	7.5	8.72	10.5	1	1	16	1	1	10051922-161LF
	7	8.22	10	1	1	15	1	1	10051922-151LF
	6.5	7.72	9.5	1	1	14	1	1	10051922-141LF
	5.5	6.72	8.5	1	1	12	1	1	10051922-121LF
	5	6.22	8	1	1	11	1	1	10051922-111LF
	4.5	5.72	7.5	1	1	10	1	1	10051922-101LF
	3.5	4.72	6.5	1	1	8	1	1	10051922-081LF

mat'l. code		surface		tolerance		projection		product family	
ltr	ecn no	dr	date	ISO 1302	ISO 406	ISO 1101	mm	59GF	FLEX 0.5
A	J05-0356	N.S	6/20/05	angles	tolerances unless otherwise specified	linear	mm		
E	J08-0283	N.S	2008-7-1	±2°	0.XX	±0.3	mm		
F	J09-0178	N.S	2009-5-7	±2°	0.XXX	±0.3	mm		
G	J10-0142	N.S	2010-6-4	engn	N.SASAME	2019-04-12			
H	J10-0171	N.S	2010-6-23	chr	THIO_SOON-HOE	2019-04-12			
J	FLEX-33203	N.S	2019-04-12	ppd	Y.KAMEDA	2019-04-12			



CONNECTOR ASSY

HALOGEN FREE

PARIS TABLE 部品表

No.	Part name 部品名	Material 材質	Finish めっき	Note 備考
①	Housing ハウジング	Enter glass fiber LCP resin ガラス繊維入り LCP 樹脂	—	色：乳白色, UL94V-0 Color : Natural, UL94V-0
②	Actuator アクチュエータ	Enter glass fiber LCP resin ガラス繊維入り LCP 樹脂	—	色：乳白色, UL94V-0 Color : Natural, UL94V-0
③	Contact コンタクト	Copper alloy 銅合金	Au plating (Nickel underplating) 金めっき (ニッケル下地めっき)	ニッケル下地あり With Ni dam on the contact
④	Fitting nail (Right side) 挿着金具 (右側)	Copper alloy 銅合金	Tin alloy plating (Nickel underplating) スズ合金めっき (ニッケル下地めっき)	—
⑤	Fitting nail (Left side) 挿着金具 (左側)	Copper alloy 銅合金	Tin alloy plating (Nickel underplating) スズ合金めっき (ニッケル下地めっき)	—

部品
point plating variation (1: Au plating)
挿着金具のメッキ
挿着金具のメッキ

CONTACT PLATING	DIM "C"	DIM "B"	DIM "A"	⑤ FITTING NAIL(L) QTY	④ FITTING NAIL(R) QTY	③ CONTACT QTY	② ACTUATOR QTY	① HOUSING QTY	PRODUCT NO.
Au	14.5	15.72	17.5	1	1	30	1	1	10051922-301HLF
	13.5	14.72	16.5	1	1	28	1	1	10051922-281HLF
	12.5	13.72	15.5	1	1	26	1	1	10051922-261HLF
	11.5	12.72	14.5	1	1	24	1	1	10051922-241HLF
	10.5	11.72	13.5	1	1	22	1	1	10051922-221HLF
	9.5	10.72	12.5	1	1	20	1	1	10051922-201HLF
	9	10.22	12	1	1	19	1	1	10051922-191HLF
	8.5	9.72	11.5	1	1	18	1	1	10051922-181HLF
	7.5	8.72	10.5	1	1	16	1	1	10051922-161HLF
	7	8.22	10	1	1	15	1	1	10051922-151HLF
	6.5	7.72	9.5	1	1	14	1	1	10051922-141HLF
	5.5	6.72	8.5	1	1	12	1	1	10051922-121HLF
5	6.22	8	1	1	11	1	1	10051922-111HLF	
4.5	5.72	7.5	1	1	10	1	1	10051922-101HLF	
3.5	4.72	6.5	1	1	8	1	1	10051922-081HLF	

mat'l. code		surface		tolerance		projection		product family	
lfr	ecn no	dr	date	ISO 1302	ISO 406	ISO 1001	mm	59GF	FLEX 0.5
				angles	linear	±0.3	mm	ASSEMBLY	
				±2°	0.XX	±0.3	mm	0.5mm PITCH CONNECTOR FOR FPC	
				±2°	0.XXX	±0.3	mm	VLL Series	
G	J10-0142	N.S	2010-6-4	ENGF	N.SASAME	2019-04-12		sheet 3 of 5	
H	J10-0171	N.S	2010-6-23	CHR	THIO_SOON-HOE	2019-04-12		size	
J	FLEX-J-33203	N.S	2019-04-12	QPPD	Y.KAMEDA	2019-04-12		A3	
Sheet	revision							Product Customer Drawing	
index	sheet							Rev.	
								J	

2 | 3

4 |

5 |

6 |

M "E"	CONTACT PLATING	Emboss QTY.	TOOLING AVAILABLE
--	Au	4500	YES YES YES YES YES YES YES YES YES YES
--	Au	4500	YES YES YES YES YES YES YES YES YES YES
28.4	Au	4500	YES YES YES YES YES YES YES YES YES YES

EMBOSS PACKAGE

No.	Part name	Material	QTY.	Note
①	The reel for packaging 梱包用リール	Polystyrene ポリスチレン	1	備考 色：白または黒、電気防止処理品
②	Emboss tape エンボステープ	APET or PS △	1	Electrification prevention processing 帯電防止処理品
③	Cover tape カバーテープ	POLYESTER, POLYETHYLENE ポリエステル, ポリエチレン	1	
④	Connector コネクタ	See sheet 1	4500	APPLIED FOR 8mm PITCH EMBOSS TAPE

NOTE

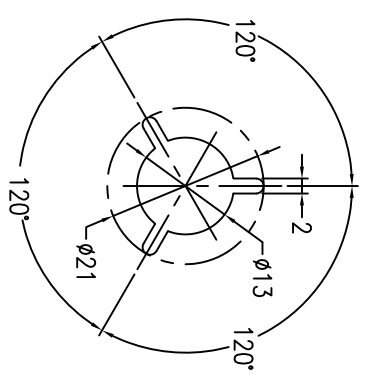
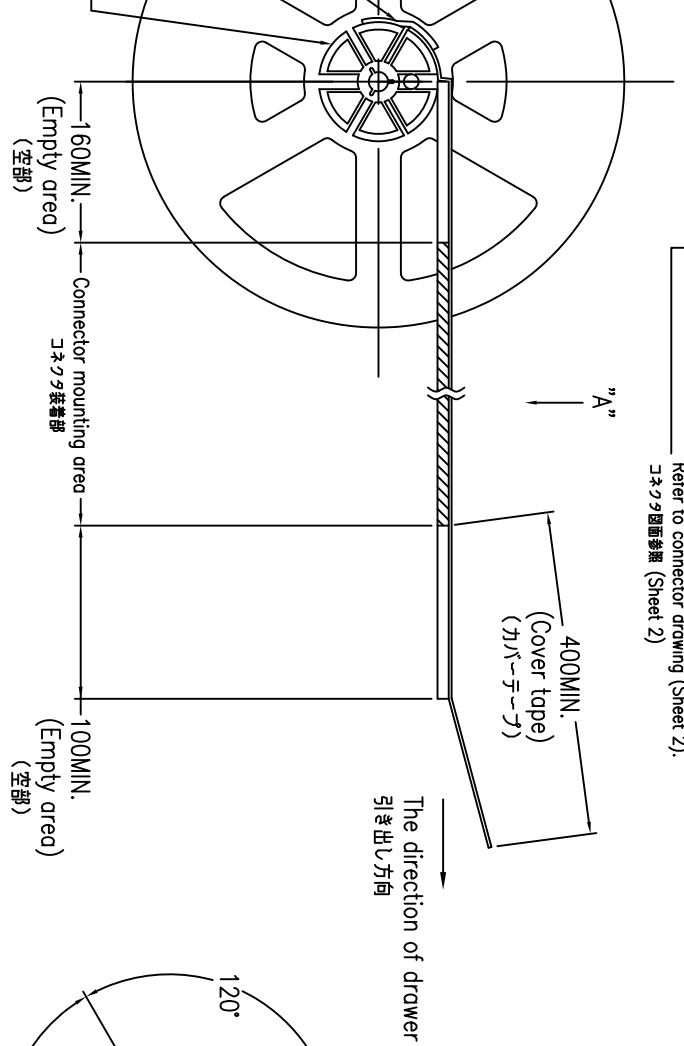
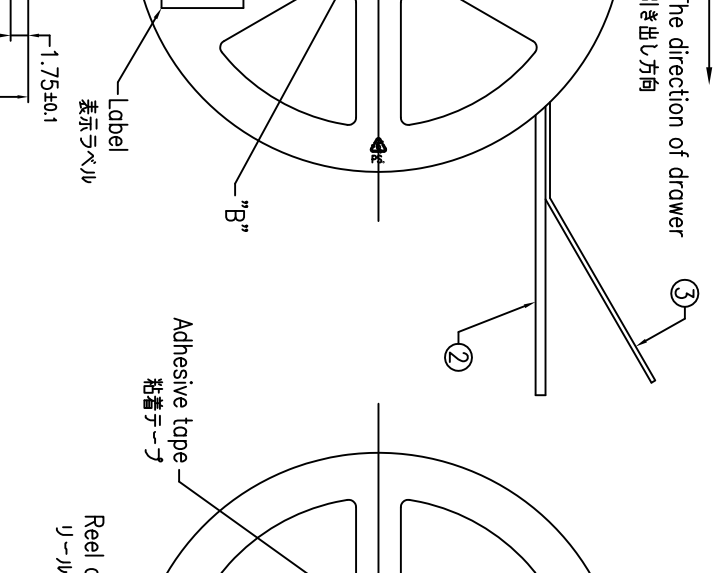
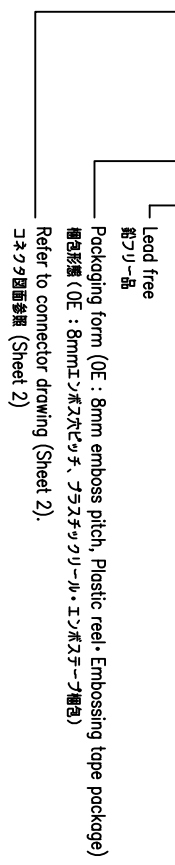
- This article carries out the emboss tape package of the 0.5mm pitch connector for FPC.
- The shape and dimension of this article are based on JIS C 0806.
(Taping of electronic parts (Surface mounted device))

注記

- 本品は 0.5mm ピッチ FPC 用コネクタをエンボステープ梱包したものである。
- 本品の形状及び寸法規定は JIS C 0806 (電子部品のテープング (表面実装部品)) に準拠する。

<P/N composition> <P/N構成>

10051922-16 1 0E LF



DETAIL "B" (1/1)
"B" 部詳細図 (1/1)

mat'l. code	Surface	tolerance	projection	product family
---	ISO 1302	ISO 406	ISO 1101	59GF FLEX 0.5
ltr ecn no	dr	date	tolerances unless otherwise specified	title
A J05-0356	N.S	6/20/05	linear	ASSEMBLY
E J08-0283	N.S	2008-7-1	±2°	0.5mm PITCH CONNECTOR FOR FPC
F J09-0178	N.S	2009-5-7	0.XXX	VLL Series
G J10-0142	N.S	2010-6-4	±0.3	sheet no
H J10-0171	N.S	2010-6-23	±0.3	10051922
J FLEX-33203	N.S	2019-04-12	scale 10:1	sheet 4 of 5
index	revision	sheet	Y.KAMEDA	size
	sheet	index	2019-04-12	A3

2 |

3 |

4 |

5 |

6 |

2 | 3 | 4 | 5 | 6

MIN "E"	CONTACT PLATING	Emboss QTY.	TOOLING AVAILABLE
--	Au	4500	YES
--	Au	4500	YES
28.4	Au	4500	YES

PARTS TABLE 部品表

No.	Part name 部品名	Material 材質	QTY.	Note 備考
①	The reel for packaging 梱包用リール	Polystyrene ポリスチレン	1	Color : White or Black, Electrification prevention processing 色 : 白または黒、帯電防止処理品
②	Emboss tape エンボステープ	APET or PS	1	Electrification prevention processing 帯電防止処理品
③	Cover tape カバーテープ	POLYESTER, POLYETHYLENE ポリエステル, ポリエチレン	1	
④	Connector コネクタ	See sheet 1	4500	APPLIED FOR 8mm PITCH EMBOS TAPE

EMBOSS PACKAGE

HALOGEN FREE

NOTE

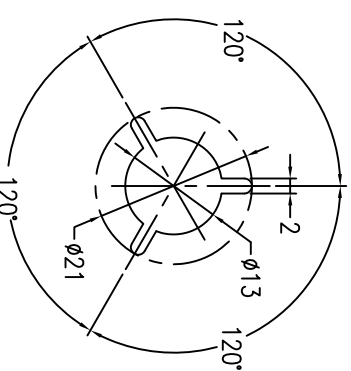
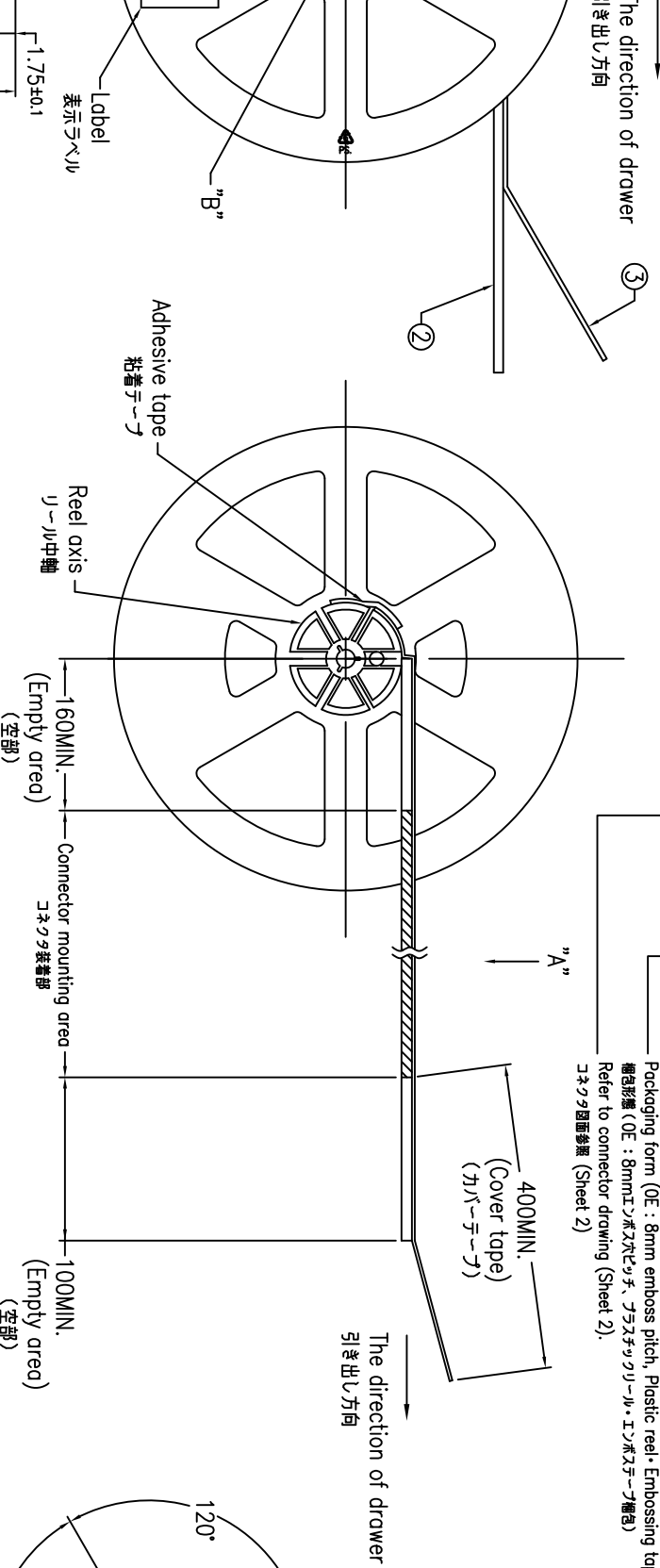
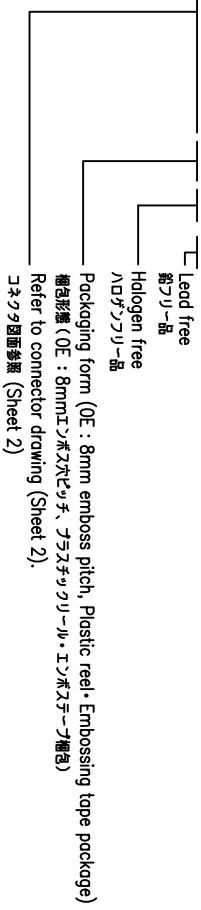
- This article carries out the emboss tape package of the 0.5mm pitch connector for FPC.
- The shape and dimension of this article are based on JIS C 0806. (Taping of electronic parts (Surface mounted device))

注記

- 本品は 0.5mm ピッチ FPC用コネクタをエンボステープ梱包したものである。
- 本品の形状及び寸法規定は JIS C 0806 (電子部品のテープング (表面実装部品)) に準拠する。

<P/N composition> <P/N構成>

10051922-16 1 OE H LF



DETAIL "B" (1/1)
"B" 部詳細図 (1/1)

mat'l. code	Surface	tolerance	projection	product family
---	ISO 1302	ISO 406	ISO 1101	59GF FLEX 0.5
ltr ecn no dr date	tolerances unless otherwise specified			
	angles	linear	mm	
	±2°	0.XX ±0.3	10:1	
		0.XXX ±0.3		
	dr	N.SASAME	2019-04-12	ASSEMBLY
G	J10-0142	N.S	2010-6-4	engf
H	J10-0171	N.S	2010-6-23	chr
J	FLEX-33203	N.S	2019-04-12	ppd
sheet index	revision			
	sheet			

2 | 3 | 4 | 5 | 6

Looking for pricing, stock, or lifecycle information?

Click below to explore more details on WIN SOURCE:

[View 10051922-1210EHLF on WIN SOURCE](#)

[Amphenol FCI Information](#)

Optimize Your Supply Chain with WIN SOURCE Solutions

- ✓ Global Sourcing Solution
- ✓ Obsolete Management
- ✓ Cost Control Management
- ✓ Shortage Management
- ✓ Alternative Solution
- ✓ Excess Inventory Management