



**THE DATASHEET OF  
CRT0402-CZ-3302GLF**





## Features

- Ultra-tight tolerance
- Wide resistance range
- RoHS compliant\*
- Four package sizes available

## Applications

- Current sense
- Precision circuits
- Medical equipment\*\*
- Printers
- Automation equipment
- Navigation equipment

# CRT Series - Thin Film Precision Chip Resistors

## Electrical Characteristics

Characteristic	Model CRT0402	Model CRT0603	Model CRT0805	Model CRT1206
Power Rating @ 70 °C	1/16 watt	1/10 watt	1/8 watt	1/4 watt
Operating Temperature Range	-55 to +155 °C			
Derated to Zero Load at	+155 °C			
Maximum Working Voltage	25 V	75 V	150 V	200 V
Maximum Overload Voltage	50 V	150 V	300 V	400 V
Resistance Range (E-96 + E-24 Values)	(See Standard Values Table)			
Temperature Coefficient of Resistance (TCR)	2 to 50 PPM/°C (See Value - TCR Table on Page 2)			

## Environmental Characteristics

Specification	Test (MIL STD 202)	Limit ( $\Delta R$ ) (Tol. $\leq 0.05\%$ )	Limit ( $\Delta R$ ) (Tol. $> 0.05\%$ )
Short Time Overload	2.5 x Max. Operating Voltage for 5 seconds	$\pm 0.05\%$	$\pm 0.2\%$
Load Life	1000 Hours at Rated Power	$\pm 0.05\%$	$\pm 0.2\%$
Humidity (Steady State)	Method 103B	$\pm 0.05\%$	$\pm 0.3\%$
Thermal Shock	Method 107	$\pm 0.05\%$	$\pm 0.3\%$
Solderability	Method 208H		
Resistance to Soldering Heat	Method 210E	$\pm 0.05\%$	$\pm 0.2\%$

## How to Order

### CRT 0603 - C V - 1003 E LF

Model \_\_\_\_\_  
(CRT = Thin Film Precision Chip Resistor)

Size \_\_\_\_\_

- 0402
- 0603
- 0805
- 1206

Resistance Tolerance \_\_\_\_\_

F =  $\pm 1\%$     B =  $\pm 0.1\%$   
D =  $\pm 0.5\%$     A =  $\pm 0.05\%$   
C =  $\pm 0.25\%$     P =  $\pm 0.01\%$

TCR (PPM/°C) \_\_\_\_\_

Z =  $\pm 50$     V =  $\pm 5$   
Y =  $\pm 25$     U =  $\pm 3$   
X =  $\pm 15$     T =  $\pm 2$   
W =  $\pm 10$

Resistance Value \_\_\_\_\_

<100 ohms: "R" represents decimal point  
(example: 24R3 = 24.3 ohms)  
≥100 ohms: First three digits are significant, fourth digit  
represents number of zeroes to follow  
(example: 8252 = 82.5K ohms)

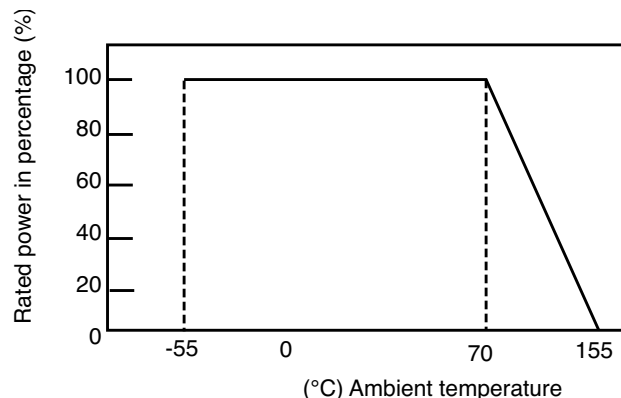
Packaging \_\_\_\_\_

G = Paper tape (10K pcs.) on 7" plastic reel (CRT0402)  
E = Paper tape (5K pcs.) on 7" plastic reel (CRT0603, CRT0805,  
CRT1206)

Termination \_\_\_\_\_

LF = Tin-plated (RoHS compliant)

## Derating Curve



\* RoHS Directive 2002/95/EC Jan. 27, 2003 including annex and RoHS Recast 2011/65/EU June 8, 2011.

\*\*Bourns® products have not been specifically designed and tested for FDA Class III applications and their use in such applications is neither recommended nor supported. Specifications are subject to change without notice.

The device characteristics and parameters in this data sheet can and do vary in different applications and actual device performance may vary over time. Users should verify actual device performance in their specific applications.

# CRT Series - Thin Film Precision Chip Resistors

# BOURNS®

## Value - TCR Table

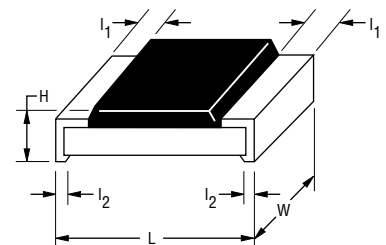
Model	TCR		Resistance Tolerance (Code)					
	(PPM/°C)	(Code)	±0.01 % (P)	±0.05 % (A)	±0.1 % (B)	±0.25 % (C)	±0.5 % (D)	±1 % (F)
CRT0402	±2	(T)	49.9 to 4.99K Ω			N/A		
	±3	(U)	49.9 to 4.99K Ω			N/A		
	±5	(V)	49.9 to 4.99K Ω			N/A		
	±10	(W)	49.9 to 12K Ω		49.9 to 60K Ω			
	±15	(X)			49.9 to 69.8K Ω			
	±25	(Y)			10 to 255K Ω		4.7 to 511K Ω	
	±50	(Z)			10 to 255K Ω		4.7 to 511K Ω	
CRT0603	±2	(T)	24.9 to 15K Ω			N/A		
	±3	(U)	24.9 to 15K Ω			N/A		
	±5	(V)	24.9 to 15K Ω			N/A		
	±10	(W)	24.9 to 100K Ω		4.7 to 332K Ω			
	±15	(X)			4.7 to 332K Ω			
	±25	(Y)			4.7 to 332K Ω		4.7 to 1M Ω	
	±50	(Z)			4.7 to 332K Ω		4.7 to 1M Ω	
CRT0805	±2	(T)	24.9 to 30K Ω			N/A		
	±3	(U)	24.9 to 30K Ω			N/A		
	±5	(V)	24.9 to 30K Ω			N/A		
	±10	(W)	24.9 to 200K Ω		4.7 to 511K Ω			
	±15	(X)			4.7 to 511K Ω		4.7 to 1M Ω	
	±25	(Y)			4.7 to 1M Ω		1 to 1M Ω***	
	±50	(Z)			4.7 to 1M Ω		1 to 1M Ω***	
CRT1206	±2	(T)	24.9 to 49.9K Ω			N/A		
	±3	(U)	24.9 to 49.9K Ω			N/A		
	±5	(V)	24.9 to 49.9K Ω			N/A		
	±10	(W)	24.9 to 499K Ω		24.9 to 49.9K Ω			
	±15	(X)			4.7 to 1M Ω***			
	±25	(Y)			4.7 to 1M Ω***			
	±50	(Z)			4.7 to 1M Ω***			

\*\*\*Select part numbers listed below are not available:

CRT0805-DZ-1504ELF, CRT1206-CY-1R00ELF, CRT1206-DZ-1R74ELF, CRT1206-DZ-2004ELF

## Chip Dimensions

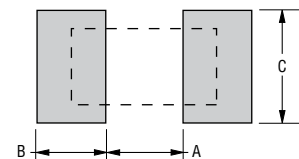
Dimension	Model CRT0402	Model CRT0603	Model CRT0805	Model CRT1206
L	$\frac{1.00 \pm 0.10}{(0.040 \pm 0.004)}$	$\frac{1.55 \pm 0.10}{(0.061 \pm 0.004)}$	$\frac{2.00 \pm 0.15}{(0.079 \pm 0.006)}$	$\frac{3.05 \pm 0.15}{(0.120 \pm 0.006)}$
W	$\frac{0.50 \pm 0.05}{(0.020 \pm 0.002)}$	$\frac{0.80 \pm 0.10}{(0.031 \pm 0.004)}$	$\frac{1.25 \pm 0.15}{(0.049 \pm 0.006)}$	$\frac{1.55 \pm 0.15}{(0.061 \pm 0.006)}$
H	$\frac{0.30 \pm 0.05}{(0.012 \pm 0.002)}$	$\frac{0.45 \pm 0.15}{(0.018 \pm 0.006)}$	$\frac{0.55 \pm 0.10}{(0.022 \pm 0.004)}$	$\frac{0.55 \pm 0.10}{(0.022 \pm 0.004)}$
l <sub>1</sub>	$\frac{0.20 \pm 0.10}{(0.008 \pm 0.004)}$	$\frac{0.30 \pm 0.20}{(0.012 \pm 0.008)}$	$\frac{0.30 \pm 0.20}{(0.012 \pm 0.008)}$	$\frac{0.42 \pm 0.20}{(0.017 \pm 0.008)}$
l <sub>2</sub>	$\frac{0.20 \pm 0.10}{(0.008 \pm 0.004)}$	$\frac{0.30 \pm 0.20}{(0.012 \pm 0.008)}$	$\frac{0.40 \pm 0.25}{(0.016 \pm 0.010)}$	$\frac{0.35 \pm 0.25}{(0.014 \pm 0.010)}$



DIMENSIONS:  $\frac{\text{MM}}{(\text{INCHES})}$

## Recommended Land Pattern

Dimension	Model CRT0402	Model CRT0603	Model CRT0805	Model CRT1206
A	$\frac{0.50}{(0.020)}$	$\frac{0.80}{(0.031)}$	$\frac{1.00}{(0.039)}$	$\frac{2.00}{(0.079)}$
B	$\frac{0.50}{(0.020)}$	$\frac{1.00}{(0.039)}$	$\frac{1.00}{(0.039)}$	$\frac{1.15}{(0.045)}$
C	$\frac{0.60 \pm 0.20}{(0.024 \pm 0.008)}$	$\frac{0.90 \pm 0.20}{(0.035 \pm 0.008)}$	$\frac{1.35 \pm 0.20}{(0.053 \pm 0.008)}$	$\frac{1.70 \pm 0.20}{(0.067 \pm 0.008)}$

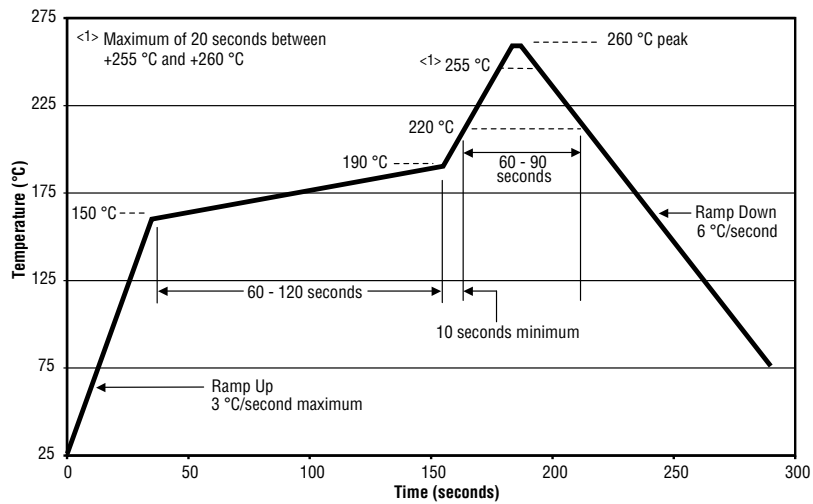


Specifications are subject to change without notice.  
The device characteristics and parameters in this data sheet can and do vary in different applications and actual device performance may vary over time.  
Users should verify actual device performance in their specific applications.

# CRT Series - Thin Film Precision Chip Resistors

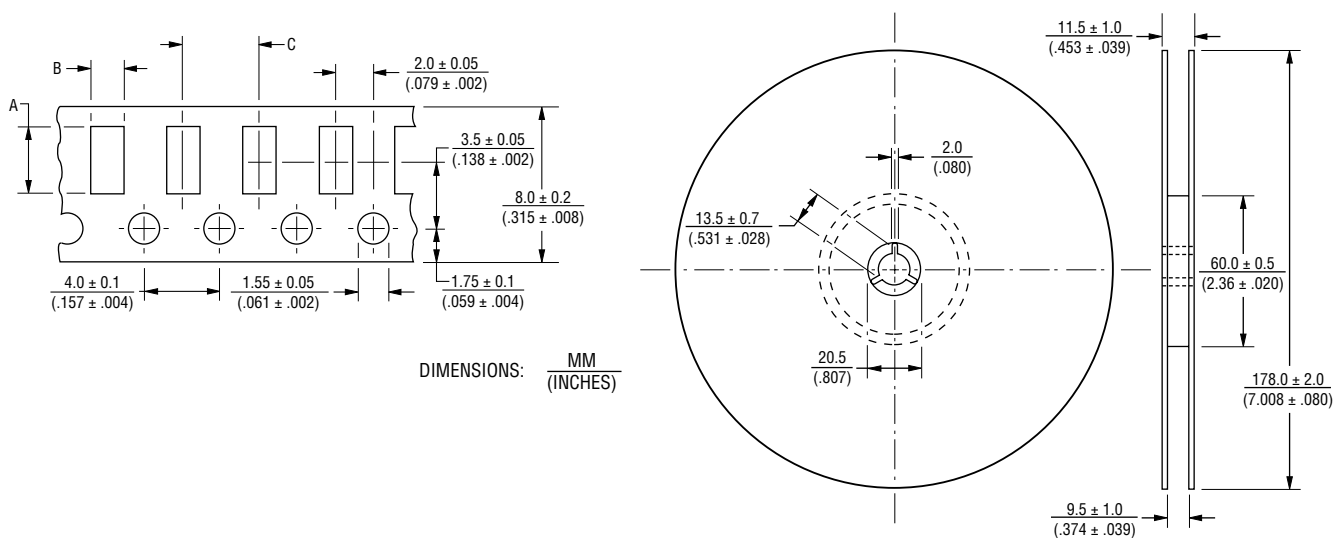
**BOURNS®**

## Soldering Profile



## Packaging Dimensions - Tape

Dimension	Model CRT0402	Model CRT0603	Model CRT0805	Model CRT1206
A	$\frac{1.16 \pm 0.05}{(0.046 \pm 0.002)}$	$\frac{1.90 \pm 0.05}{(0.075 \pm 0.002)}$	$\frac{2.37 \pm 0.05}{(0.094 \pm 0.002)}$	$\frac{3.55 \pm 0.05}{(0.140 \pm 0.002)}$
B	$\frac{0.70 \pm 0.05}{(0.028 \pm 0.002)}$	$\frac{1.10 \pm 0.05}{(0.043 \pm 0.002)}$	$\frac{1.60 \pm 0.05}{(0.063 \pm 0.002)}$	$\frac{2.00 \pm 0.05}{(0.079 \pm 0.002)}$
C	$\frac{2.00 \pm 0.05}{(0.079 \pm 0.002)}$	$\frac{4.00 \pm 0.10}{(0.157 \pm 0.004)}$	$\frac{4.00 \pm 0.10}{(0.157 \pm 0.004)}$	$\frac{4.00 \pm 0.10}{(0.157 \pm 0.004)}$





REV. 05/16

Specifications are subject to change without notice.  
 The device characteristics and parameters in this data sheet can and do vary in different applications and actual device performance may vary over time.  
 Users should verify actual device performance in their specific applications.

## Looking for pricing, stock, or lifecycle information?

Click below to explore more details on WIN SOURCE:

-  [View CRT0402-CZ-3302GLF on WIN SOURCE](#)
-  [Bourns Inc. Information](#)

## Optimize Your Supply Chain with WIN SOURCE Solutions

-  Global Sourcing Solution
-  Obsolete Management
-  Cost Control Management
-  Shortage Management
-  Alternative Solution
-  Excess Inventory Management