



# SB80W10T

## Schottky Barrier Diode 100V, 8A, Low IR, Monolithic Dual TP Common Cathode

ON Semiconductor®

<http://onsemi.com>

### Features

- $V_F \text{ max}=0.8\text{V}$
- $I_R \text{ max}=0.1\text{mA}$
- Halogen free compliance

### Specifications

Absolute Maximum Ratings at  $T_a=25^\circ\text{C}$

Parameter	Symbol	Conditions	Ratings	Unit
Repetitive Peak Reverse Voltage	$V_{RRM}$		100	V
Nonrepetitive Peak Reverse Surge Voltage	$V_{RSM}$		105	V
Average Output Current	$I_O^{*1}$	50Hz resistive load, sine wave $T_c=62^\circ\text{C}$	8	A
	$I_O^{*2}$	50Hz resistive load, sine wave $T_c=121^\circ\text{C}$	4	A
Surge Forward Current	$I_{FSM}$	50Hz sine wave, 1 cycle	40	A
Junction Temperature	$T_j$		-55 to +150	$^\circ\text{C}$
Storage Temperature	$T_{stg}$		-55 to +150	$^\circ\text{C}$

Note) \*1. Indicates the total value

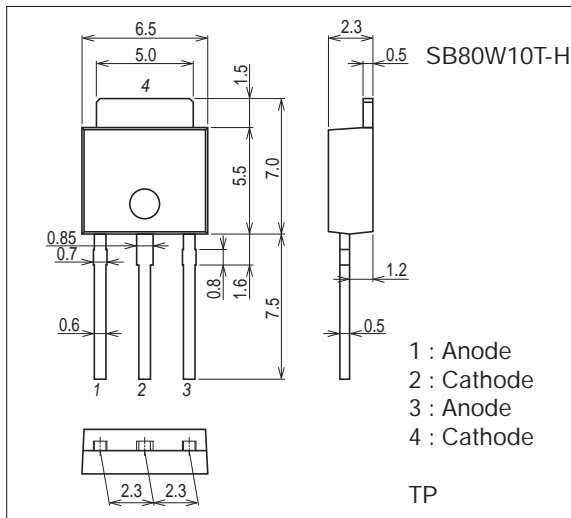
\*2. Value per element

Stresses exceeding Maximum Ratings may damage the device. Maximum Ratings are stress ratings only. Functional operation above the Recommended Operating Conditions is not implied. Extended exposure to stresses above the Recommended Operating Conditions may affect device reliability.

### Package Dimensions

unit : mm (typ)

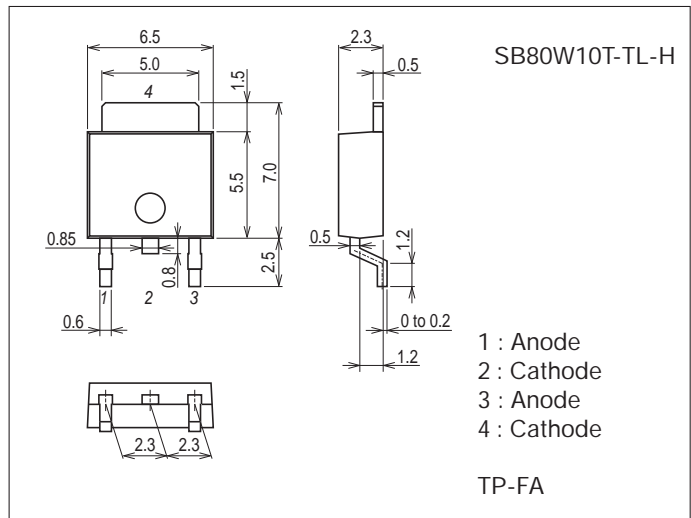
7518-001



### Package Dimensions

unit : mm (typ)

7003-002

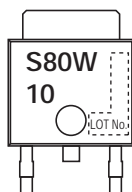


### Product & Package Information

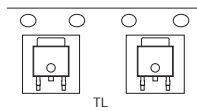
- Package : TP
- JEITA, JEDEC : SC-64, TO-251
- Minimum Packing Quantity : 500 pcs./bag

- Package : TP-FA
- JEITA, JEDEC : SC-63, TO-252
- Minimum Packing Quantity : 700 pcs./reel

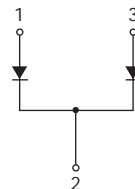
### Marking (TP, TP-FA)



### Packing Type (TP-FA) : TL



### Electrical Connection



# SB80W10T

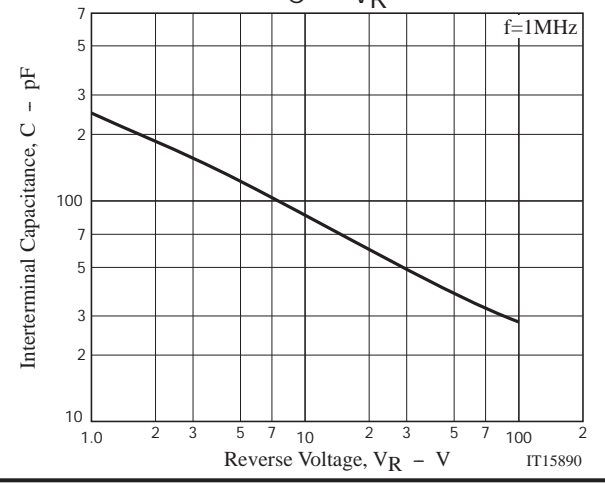
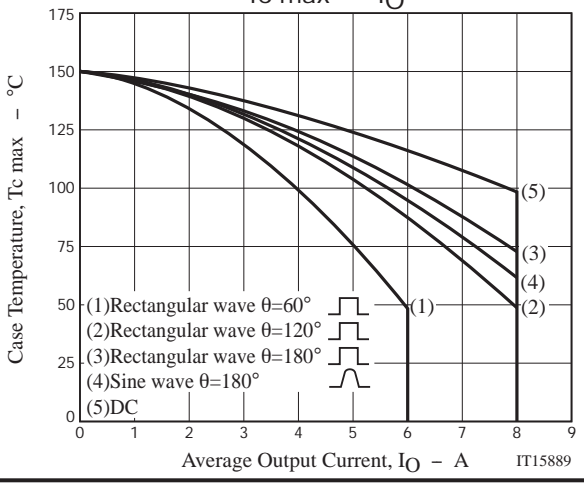
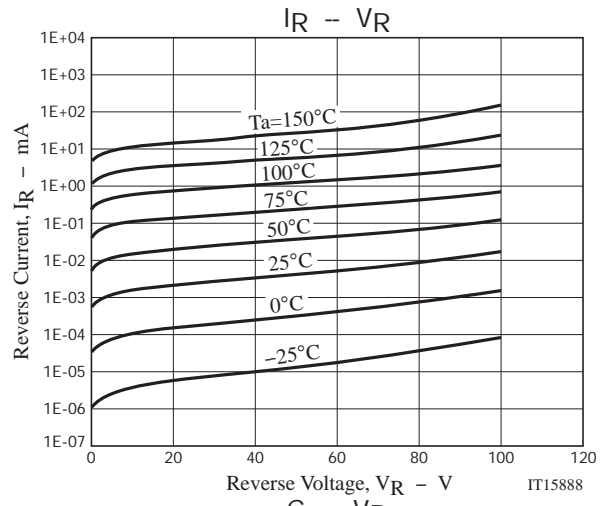
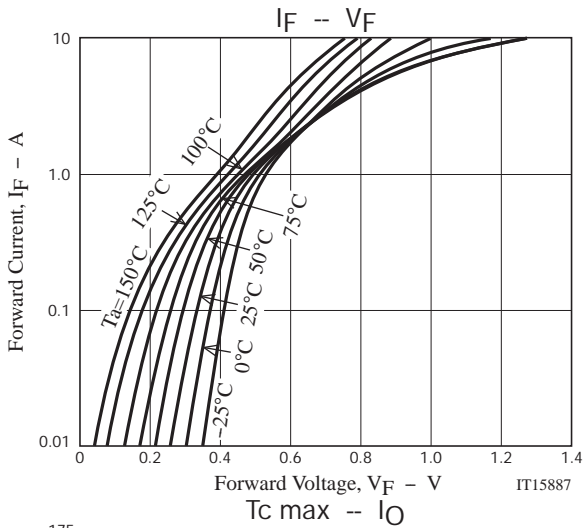
## Electrical Characteristics at Ta=25°C

Parameter	Symbol	Conditions	Ratings			Unit
			min	typ	max	
Reverse Voltage	V <sub>R</sub>	I <sub>R</sub> =1mA, T <sub>j</sub> =25°C *2	100			V
Forward Voltage	V <sub>F</sub>	I <sub>F</sub> =3.0A, T <sub>j</sub> =25°C *2			0.8	V
Reverse Current	I <sub>R</sub>	V <sub>R</sub> =50V, T <sub>j</sub> =25°C *2			0.1	mA
Interterminal Capacitance	C	V <sub>R</sub> =10V, T <sub>j</sub> =25°C *2		90		pF
Transient Thermal Resistance	R <sub>th(j-c)</sub>	Junction-Case : Smoothed DC		6		°C / W

Note) \*2. Value per element

## Ordering Information

Device	Package	Shipping	memo
SB80W10T-H	TP	500pcs./bag	Pb Free and Halogen Free
SB80W10T-TL-H	TP-FA	700pcs./reel	



# SB80W10T

## Taping Specification

SB80W10T-TL-H

### Packing Format

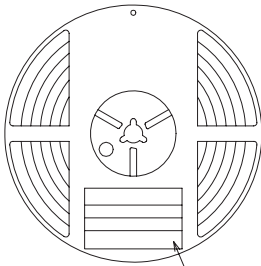
Package Name	Carrier Tape Type	Maximum Number of devices contained (pcs)			Packing format	
		Reel	Inner box	Outer box	Inner BOX (C-1)	Outer BOX (A-7)
TP-FA	TP	700	2,100	12,600	3 reels contained Dimensions:mm (external) 183×72×185	6 inner boxes contained Dimensions:mm (external) 440×195×210

Reel label, Inner box label  
(unit:mm)

Outer box label

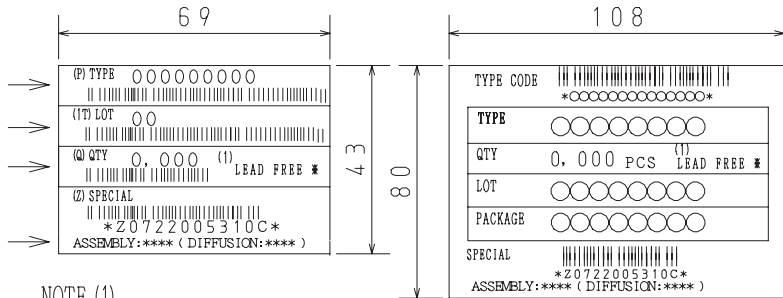
It is a label at the time of factory shipments.  
The form of a label may change in physical distribution process.

### Packing method



Type No.  
LOT No.  
Quantity  
Origin

Reel label



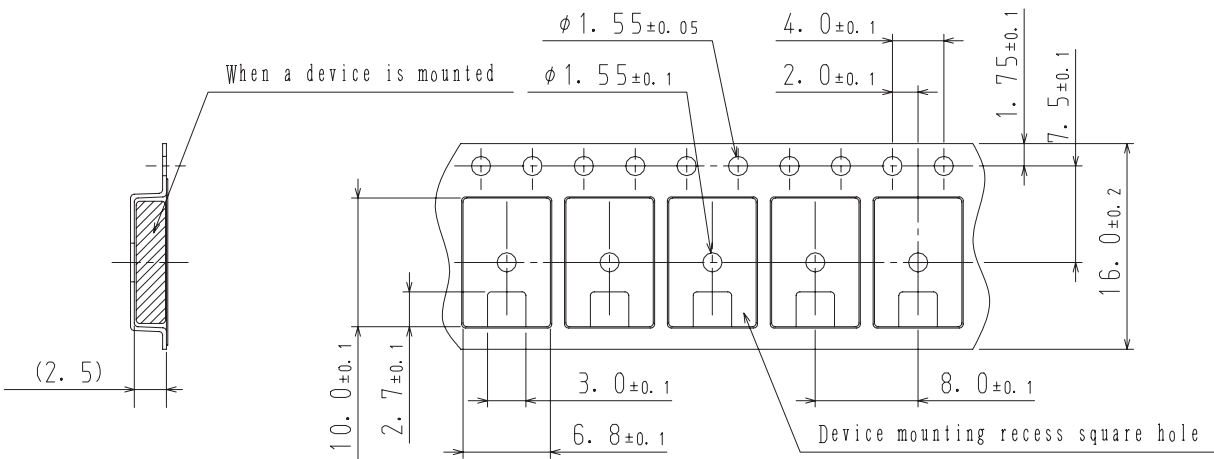
NOTE (1)

The LEAD FREE \* description shows that the surface treatment of the terminal is lead free.

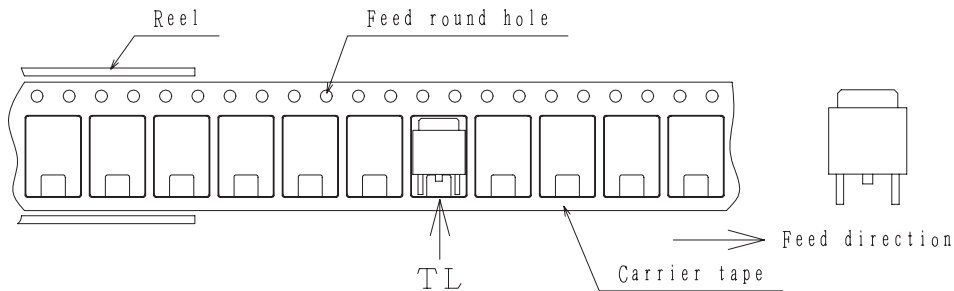
Label	JEITA Phase
LEAD FREE 3	JEITA Phase 3A
LEAD FREE 4	JEITA Phase 3

### Taping configuration

1. Carrier tape size (unit:mm)



2. Device placement direction

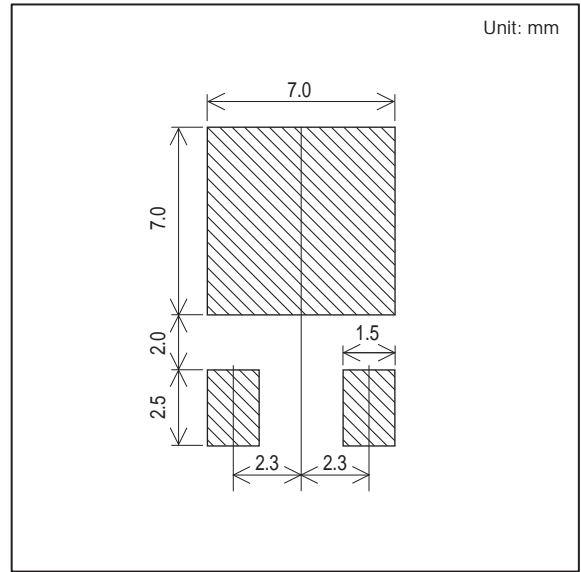
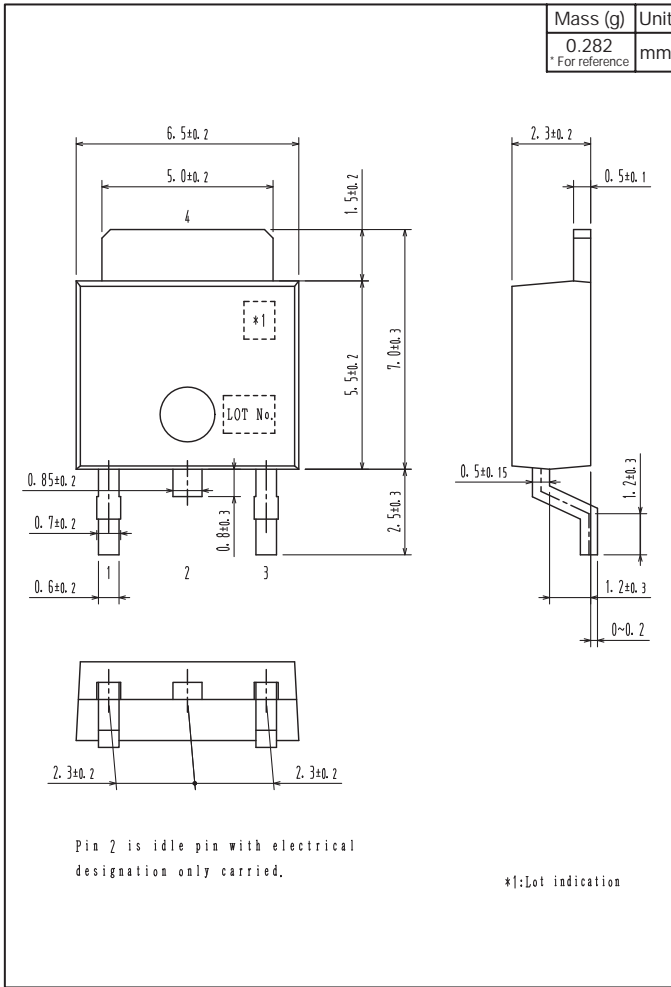


Those with one electrode terminal on the feed hole side.....TL

# SB80W10T

## Outline Drawing SB80W10T-TL-H

## Land Pattern Example



# SB80W10T

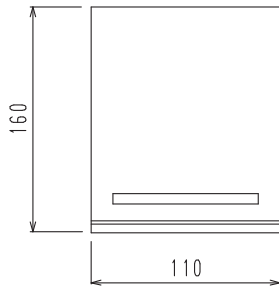
## Bag Packing Specification

SB80W10T-H

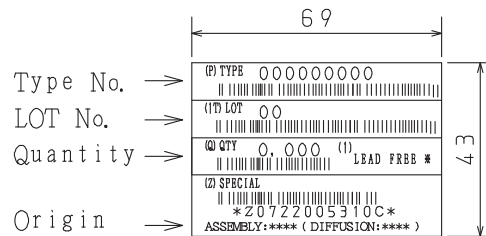
### 1. Packing Format

Package Name	Maximum Number of devices contained (pcs)			
	Bag	Inner box	Outer box	
TP	500	B-1	A-1	A-2
		10,000	50,000	30,000
	Packing format (Dimensions:mm (external))			
		Inner box	Outer box	
		B-1	A-1	A-2
		445×225×55	470×250×300	470×250×190

### 2. Bag dimensions (unit:mm)



### 3. Bag label, Inner box label (unit:mm)



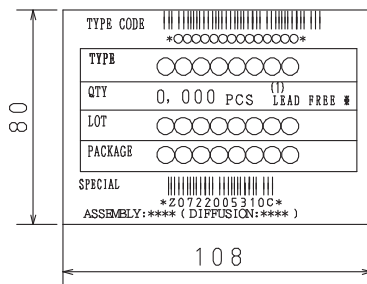
### 4. Outer box label (unit:mm)

It is a label at the time of factory shipments,  
The form of a label may change in physical  
distribution process,

**NOTE (1)**

The LEAD FREE \* description shows that the  
surface treatment of the terminal is lead free.

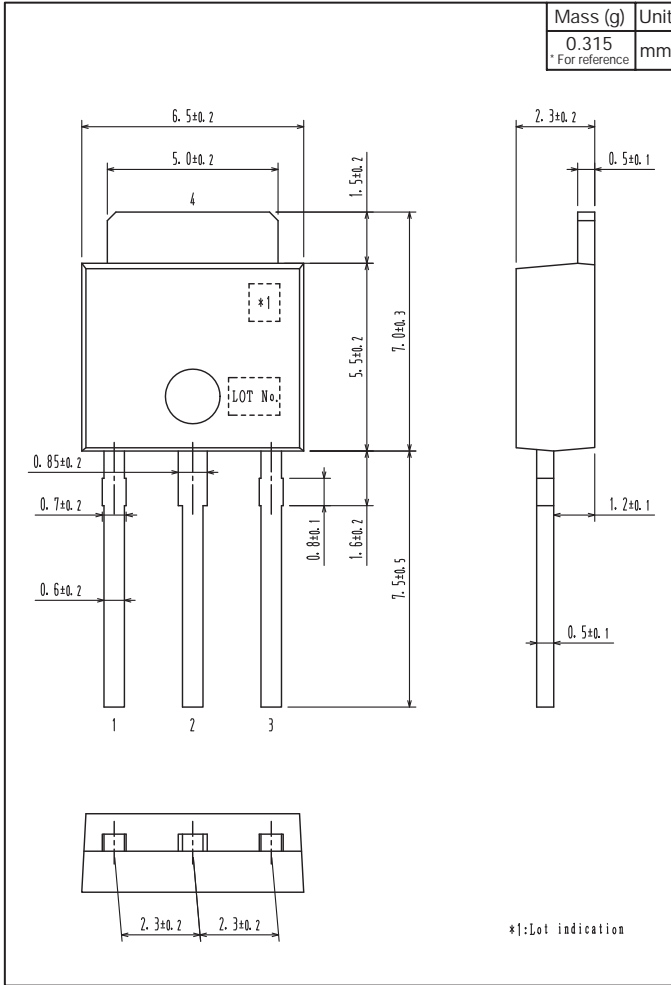
Label	JEITA Phase
LEAD FREE 3	JEITA Phase 3A
LEAD FREE 4	JEITA Phase 3



# SB80W10T

## Outline Drawing

SB80W10T-H



ON Semiconductor and the ON logo are registered trademarks of Semiconductor Components Industries, LLC (SCILLC). SCILLC owns the rights to a number of patents, trademarks, copyrights, trade secrets, and other intellectual property. A listing of SCILLC's product/patent coverage may be accessed at [www.onsemi.com/site/pdf/Patent-Marking.pdf](http://www.onsemi.com/site/pdf/Patent-Marking.pdf). SCILLC reserves the right to make changes without further notice to any products herein. SCILLC makes no warranty, representation or guarantee regarding the suitability of its products for any particular purpose, nor does SCILLC assume any liability arising out of the application or use of any product or circuit, and specifically disclaims any and all liability, including without limitation special, consequential or incidental damages. "Typical" parameters which may be provided in SCILLC data sheets and/or specifications can and do vary in different applications and actual performance may vary over time. All operating parameters, including "Typicals" must be validated for each customer application by customer's technical experts. SCILLC does not convey any license under its patent rights nor the rights of others. SCILLC products are not designed, intended, or authorized for use as components in systems intended for surgical implant into the body, or other applications intended to support or sustain life, or for any other application in which the failure of the SCILLC product could create a situation where personal injury or death may occur. Should Buyer purchase or use SCILLC products for any such unintended or unauthorized application, Buyer shall indemnify and hold SCILLC and its officers, employees, subsidiaries, affiliates, and distributors harmless against all claims, costs, damages, and expenses, and reasonable attorney fees arising out of, directly or indirectly, any claim of personal injury or death associated with such unintended or unauthorized use, even if such claim alleges that SCILLC was negligent regarding the design or manufacture of the part. SCILLC is an Equal Opportunity/Affirmative Action Employer. This literature is subject to all applicable copyright laws and is not for resale in any manner.

## Looking for pricing, stock, or lifecycle information?

Click below to explore more details on WIN SOURCE:

- ⊖ [View SB80W06T-P-TL-H on WIN SOURCE](#)
- ⊖ [ON Semiconductor](#) Information

## Optimize Your Supply Chain with WIN SOURCE Solutions

- ✓ Global Sourcing Solution
- ✓ Obsolete Management
- ✓ Cost Control Management
- ✓ Shortage Management
- ✓ Alternative Solution
- ✓ Excess Inventory Management