



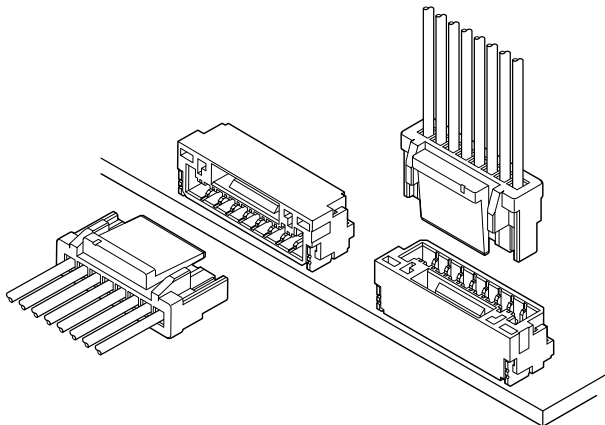
**THE DATASHEET OF  
SM14B-GHS-TB(LF)(SN)**





# GH CONNECTOR

1.25mm pitch/Disconnectable Crimp style connectors



Developed for PDP, LCD or small electronics equipment. This low insertion force type connector realizes easier mating operation. The basic concept of the contact part of this connector is equivalent to the performance proven SHL connector.

- Secure locking structure
- Contact lock structure
- Prevention of contact deformation
- Clear engagement click sounds

## Specifications

- Current rating: 1.0 A AC, DC (AWG #26)
- Voltage rating: 50 V AC, DC
- Temperature range: -25°C to +85°C  
(including temperature rise in applying electrical current)
- Contact resistance: Initial value/ 30 mΩ max.  
After environmental tests/ 50 mΩ max.
- Insulation resistance: 100 MΩ min.
- Withstanding voltage: 500 VAC/minute
- Applicable wire: Conductor size/ AWG #30 to #26  
Insulation O.D./ 0.76 to 1.0 mm

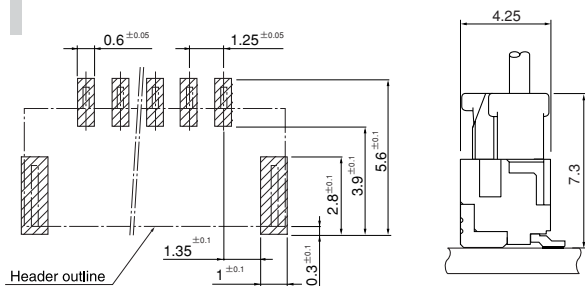
- \* Refer to "General Instruction and Notice when using Terminals and Connectors" at the end of this catalog.
- \* Contact JST for details.
- \* Compliant with RoHS.

## Standards

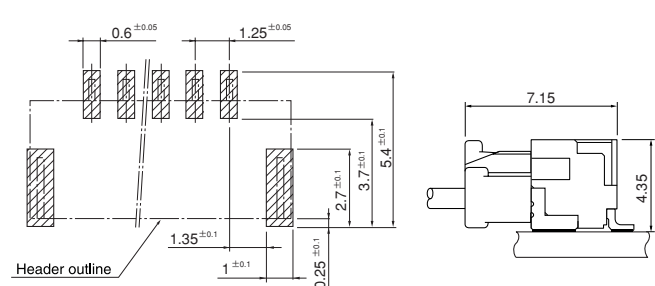
Recognized E60389

## PC board layout and Assembly layout

### Top entry type

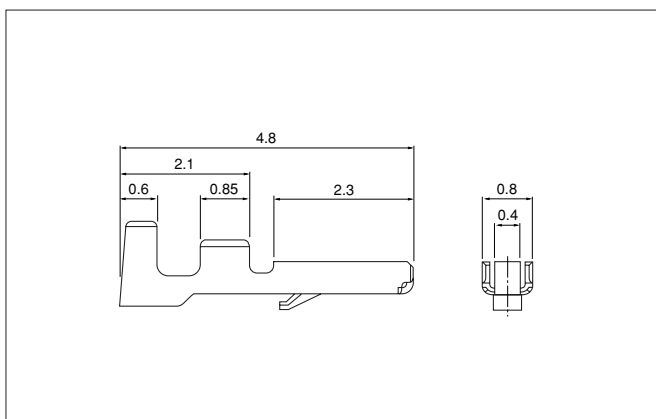


### Side entry type



- Note: 1. The above figure is the figure viewed from the connector mounting side.  
2. Tolerances are non-cumulative: ±0.05 mm for all centers.  
3. The dimensions above should serve as a guideline. Contact JST for details.

## Contact



Model No.	Applicable wire		Insulation O.D. (mm)	Q'ty/reel
	mm <sup>2</sup>	AWG#		
SSHL-002T-P0.2	0.05~0.13	30~26	0.76~1.0	35,000

### Material and Finish

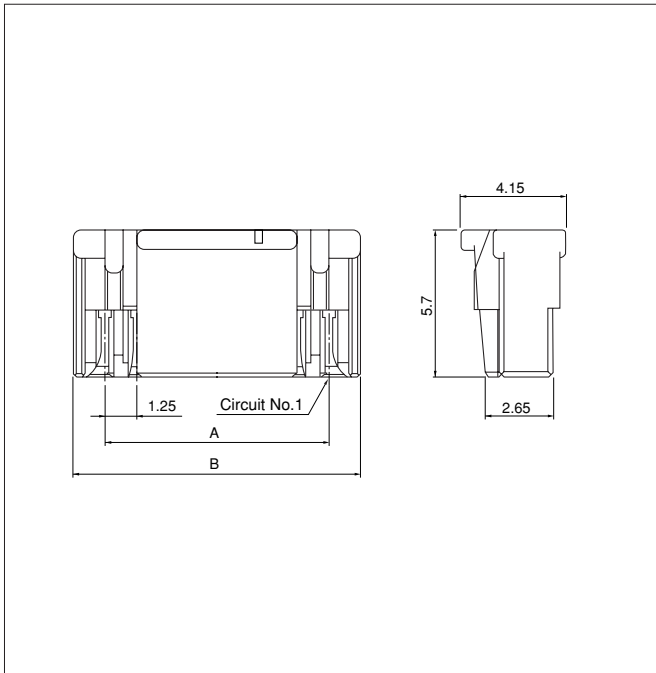
Phosphor bronze, tin-plated (reflow treatment)

### RoHS compliance

- Note: 1. Contact JST for gold-plated product.  
2. This contact can be applied only for the GH connector.  
SSHL-003( )-P0.2 cannot be applied for the GH connector.

Contact	Crimping machine	Applicator		
		Crimp applicator	Dies	Crimp applicator with dies
SSHL-002T-P0.2	AP-K2N	MKS-L-10-3	MK/SSHL-002-02	APLMK SSSL002-02
		-	-	-

## Housing



Circuits	Model No.	Dimensions (mm)		Q'ty/ bag
		A	B	
2	<b>GHR-02V-S</b>	1.25	3.75	3,000
3	<b>GHR-03V-S</b>	2.50	5.00	3,000
4	<b>GHR-04V-S</b>	3.75	6.25	3,000
5	<b>GHR-05V-S</b>	5.00	7.50	3,000
6	<b>GHR-06V-S</b>	6.25	8.75	3,000
7	<b>GHR-07V-S</b>	7.50	10.00	3,000
8	<b>GHR-08V-S</b>	8.75	11.25	3,000
9	<b>GHR-09V-S</b>	10.00	12.50	3,000
10	<b>GHR-10V-S</b>	11.25	13.75	3,000
11	<b>GHR-11V-S</b>	12.50	15.00	3,000
12	<b>GHR-12V-S</b>	13.75	16.25	3,000
13	<b>GHR-13V-S</b>	15.00	17.50	3,000
14	<b>GHR-14V-S</b>	16.25	18.75	3,000
15	<b>GHR-15V-S</b>	17.50	20.00	3,000

### Material

PBT, UL94V-0, natural (white)

### RoHS compliance

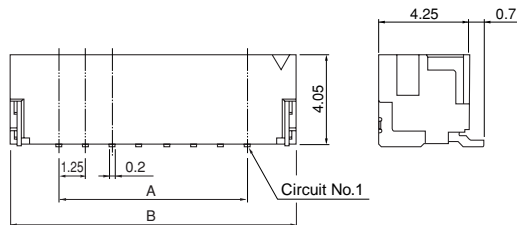
<For reference> As the color identification, the following alphabet shall be put in the underlined part. For availability, delivery and minimum order quantity, contact JST.

ex. **GHR-04V-S**

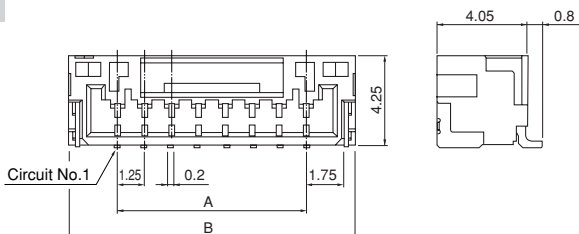
S...natural (white) LE...light blue TR...tomato red K...black  
E...blue O...orange L...lemon yellow MG...moss green  
DPK...dark pink

## Shrouded header

### Top entry type



### Side entry type



Circuits	Model No.		Dimensions (mm)		Q'ty/ reel
	Top entry type	Side entry type	A	B	
2	<b>BM02B-GHS-TBT</b>	<b>SM02B-GHS-TB</b>	1.25	5.75	2,500
3	<b>BM03B-GHS-TBT</b>	<b>SM03B-GHS-TB</b>	2.50	7.00	2,500
4	<b>BM04B-GHS-TBT</b>	<b>SM04B-GHS-TB</b>	3.75	8.25	2,500
5	<b>BM05B-GHS-TBT</b>	<b>SM05B-GHS-TB</b>	5.00	9.50	2,500
6	<b>BM06B-GHS-TBT</b>	<b>SM06B-GHS-TB</b>	6.25	10.75	2,500
7	<b>BM07B-GHS-TBT</b>	<b>SM07B-GHS-TB</b>	7.50	12.00	2,500
8	<b>BM08B-GHS-TBT</b>	<b>SM08B-GHS-TB</b>	8.75	13.25	2,500
9	<b>BM09B-GHS-TBT</b>	<b>SM09B-GHS-TB</b>	10.00	14.50	2,500
10	<b>BM10B-GHS-TBT</b>	<b>SM10B-GHS-TB</b>	11.25	15.75	2,500
11	<b>BM11B-GHS-TBT</b>	<b>SM11B-GHS-TB</b>	12.50	17.00	2,500
12	<b>BM12B-GHS-TBT</b>	<b>SM12B-GHS-TB</b>	13.75	18.25	2,500
13	<b>BM13B-GHS-TBT</b>	<b>SM13B-GHS-TB</b>	15.00	19.50	2,500
14	<b>BM14B-GHS-TBT</b>	<b>SM14B-GHS-TB</b>	16.25	20.75	2,500
15	<b>BM15B-GHS-TBT</b>	<b>SM15B-GHS-TB</b>	17.50	22.00	2,500

### Material and Finish

Contact: Phosphor bronze, copper-undercoated, tin-plated (reflow treatment)  
Housing: PA 9T, UL94V-0, natural (ivory)  
Reinforcement: Brass, copper-undercoated, tin-plated

**RoHS compliance** This product displays (LF)(SN) on a label.  
Note: Contact JST for gold-plated product.

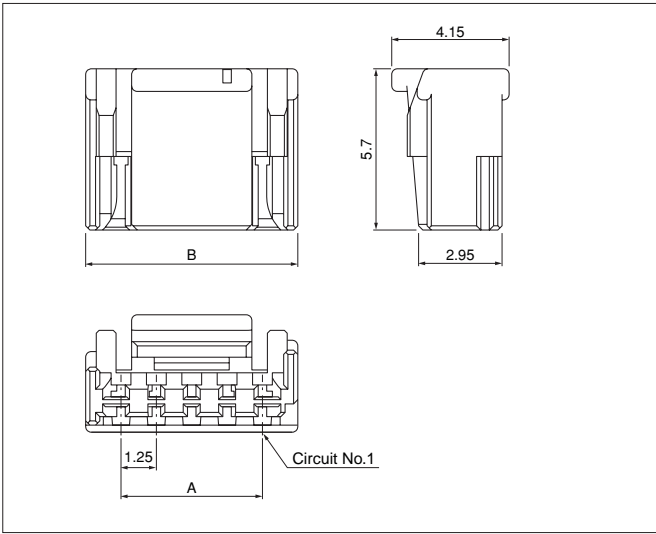
<For reference> As the color identification, the following alphabet shall be put in the underlined part. For availability, delivery and minimum order quantity, contact JST.

ex. **BM04B-GHS-TBT**

S...natural (ivory) LE...light blue TR...tomato red K...black  
E...blue O...orange L...lemon yellow MG...moss green  
DPK...dark pink

# GH CONNECTOR

## Housing (Keying pattern A)



Circuits	Model No.	Dimensions (mm)		Q'ty/ bag
		A	B	
2	<b>GHR-02V-2P</b>	1.25	3.75	3,000
4	<b>GHR-04V-2P</b>	3.75	6.25	3,000
5	<b>GHR-05V-2P</b>	5.00	7.50	3,000

### Material

PBT, UL94V-0, purple

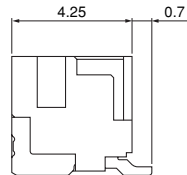
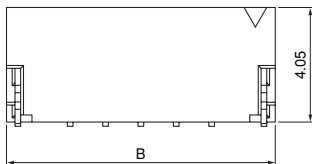
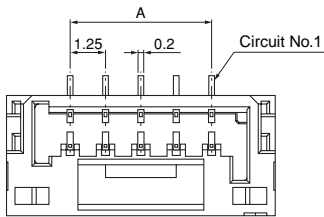
### RoHS compliance

<For reference> As the color identification, the following alphabet shall be put in the underlined part. For availability, delivery and minimum order quantity, contact JST.

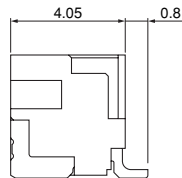
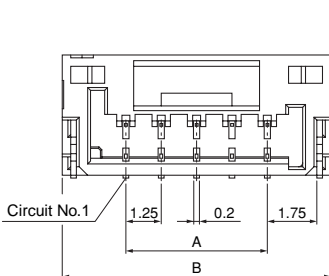
ex. **GHR-04V-2P**  
 P...purple (for keying pattern A)  
 HD...dark gray (for keying pattern B)

## Shrouded header (Keying pattern A)

### Top entry type



### Side entry type



Circuits	Model No.		Dimensions (mm)		Q'ty/ reel
	Top entry type	Side entry type	A	B	
2	<b>BM02B-GHP-A-TBT</b>	<b>SM02B-GHP-A-TB</b>	1.25	5.75	2,500
4	<b>BM04B-GHP-A-TBT</b>	<b>SM04B-GHP-A-TB</b>	3.75	8.25	2,500
5	<b>BM05B-GHP-A-TBT</b>	<b>SM05B-GHP-A-TB</b>	5.00	9.50	2,500

### Material and Finish

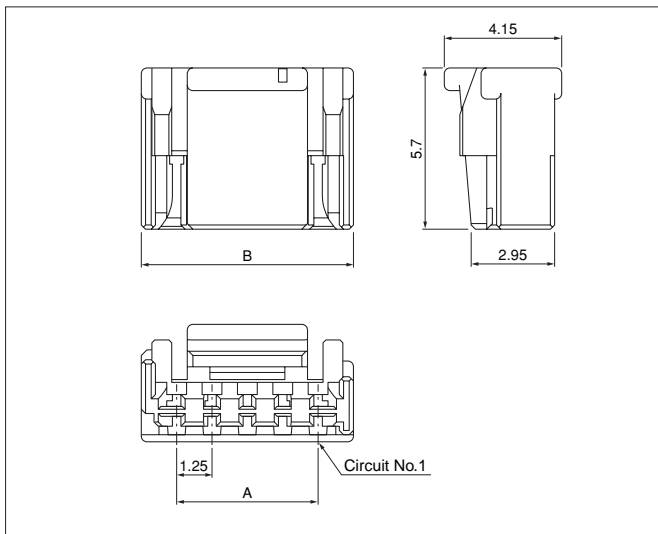
Contact: Phosphor bronze, copper-undercoated, tin-plated (reflow treatment)  
 Housing: PA 9T, UL94V-0, purple  
 Reinforcement: Brass, copper-undercoated, tin-plated

### RoHS compliance

This product displays (LF)(SN) on a label. <For reference> As the color identification, the following alphabet shall be put in the underlined part. For availability, delivery and minimum order quantity, contact JST.

ex. **BM04B-GHP-A-TBT**  
 P...purple (for keying pattern A)  
 HD...dark gray (for keying pattern B)

## Housing (Keying pattern B)



Circuits	Model No.	Dimensions (mm)		Qty/ bag
		A	B	
2	<b>GHR-02V-3HD</b>	1.25	3.75	3,000
4	<b>GHR-04V-3HD</b>	3.75	6.25	3,000
5	<b>GHR-05V-3HD</b>	5.00	7.50	3,000

### Material

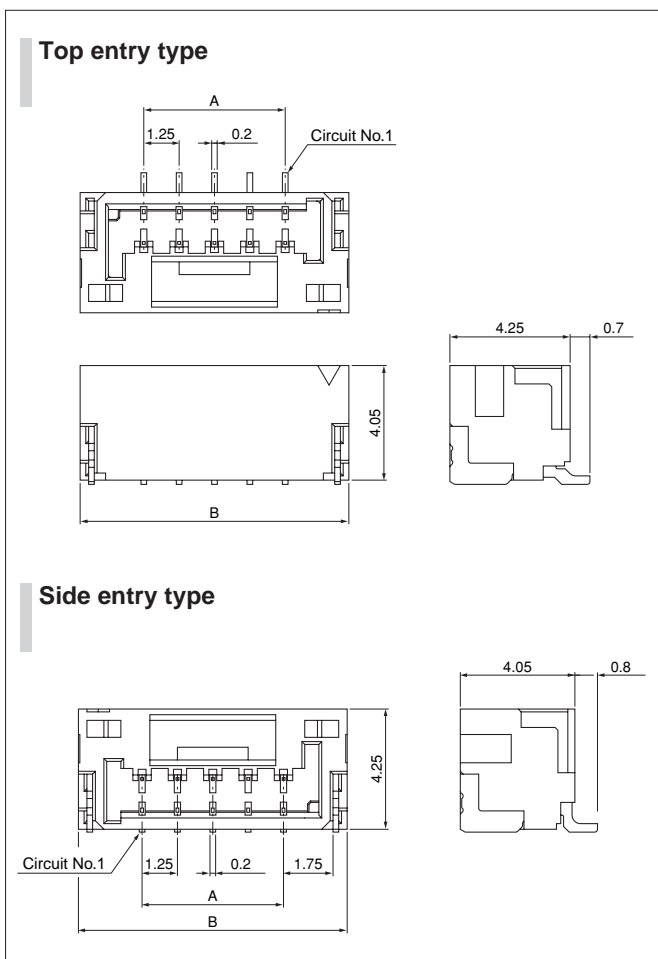
PBT, UL94V-0, dark gray

### RoHS compliance

<For reference> As the color identification, the following alphabet shall be put in the underlined part. For availability, delivery and minimum order quantity, contact JST.

ex. **GHR-02V-3HD**  
 P...purple (for keying pattern A)  
 HD...dark gray (for keying pattern B)

## Shrouded header (Keying pattern B)



Circuits	Model No.		Dimensions (mm)		Qty/ reel
	Top entry type	Side entry type	A	B	
2	<b>BM02B-GHHD-B-TBT</b>	<b>SM02B-GHHD-B-TB</b>	1.25	5.75	2,500
4	<b>BM04B-GHHD-B-TBT</b>	<b>SM04B-GHHD-B-TB</b>	3.75	8.25	2,500
5	<b>BM05B-GHHD-B-TBT</b>	<b>SM05B-GHHD-B-TB</b>	5.00	9.50	2,500

### Material and Finish

Contact: Phosphor bronze, copper-undercoated, tin-plated (reflow treatment)  
 Housing: PA 9T, UL94V-0, dark gray  
 Reinforcement: Brass, copper-undercoated, tin-plated

**RoHS compliance** This product displays (LF)(SN) on a label.  
 Note: Contact JST for gold-plated products.

<For reference> As the color identification, the following alphabet shall be put in the underlined part. For availability, delivery and minimum order quantity, contact JST.

ex. **BM04B-GHHD-B-TBT**  
 P...purple (for keying pattern A)  
 HD...dark gray (for keying pattern B)

## Looking for pricing, stock, or lifecycle information?

Click below to explore more details on WIN SOURCE:

- ⊖ [View SM14B-GHS-TB\(LF\)\(SN\) on WIN SOURCE](#)
- ⊖ [JST Sales America Inc. Information](#)

## Optimize Your Supply Chain with WIN SOURCE Solutions

- ✓ Global Sourcing Solution
- ✓ Obsolete Management
- ✓ Cost Control Management
- ✓ Shortage Management
- ✓ Alternative Solution
- ✓ Excess Inventory Management