




**THE DATASHEET OF  
TR/3216LV375-R**



# 3216LV

## Fast-acting Line-voltage Chip™ surface mount fuse



**Product features**

- Surface mount fuse, fast acting, 125Vac
- Utilize thick and thin metal film technologies for superior fusing action and enhanced reliability.

**Agency information**

- UL Recognition Guide & File numbers: JDYX2 & E19180.
- CSA Component Acceptance: 053787 C 000 & Class No: 1422 30

**Environmental data**

- Operating Temperature Range: -65 °C to +125 °C, with proper derating
- Thermal Shock: MIL-STD-202, Method 107, Test Condition B (-65 °C to 125 °C), 1000 cycles, fuses soldered to FR-4 glass-epoxy circuit board
- Vibration: MIL-STD-202, Method 204, Test Condition C (55 Hz to 2000 HZ, 10 G)
- Solderability: Withstands 60 seconds above 200 °C, 260 °C maximum
- Moisture Resistance: MIL-STD-202, Method 106, 10 day cycle
- Solder Leach Resistance & Terminal Adhesion: EIA-576 (30 seconds submersion in 260 °C (tin-lead solder)

**Soldering method**

- Wave Immersion: 260 °C, 10 sec max.
- Infrared Reflow: 260 °C, 30 sec max.

**Ordering**

- Specify packaging and product code (i.e., TR/3216LV1-R)

ELECTRICAL CHARACTERISTICS	
% of Amp Rating	Opening Time
100%	4 hours minimum
250%	5 seconds maximum

SPECIFICATIONS							
Part Number	Current Rating (Amps)	Voltage Rating Vac/dc	Interrupting Rating @125Vac/dc (amps)	Typical Melting Integral @ 10X Rated Current (A <sup>2</sup> * sec)		Typ. Resistance @ ≤ 10% Rated Current (Ω)	Typ. Voltage Drop @ Rated Current (Volts)
				AC	DC		
3216LV250-R	250mA	125	50	0.00016	0.000084	4.5	1.4
3216LV375-R	375mA	125	50	0.001	0.0002	1.80	0.73
3216LV750-R	750mA	125	50	0.0033	0.00379	0.75	0.63
3216LV1-R	1	125	50	0.020	0.0084	0.52	0.63
3216LV1.25-R	1.25	125	50	0.035	0.021	0.40	0.62
3216LV1.5-R	1.5	125	50	0.038	0.024	0.26	0.49

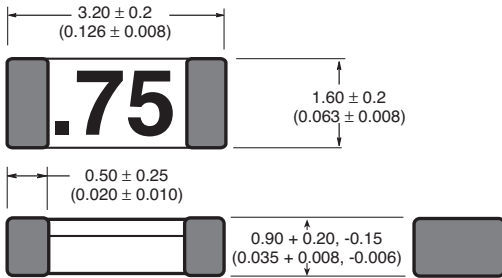
Notes:

1. AC interrupting rating, melting integral and total clearing integral measured at 125V, unity power factor
2. DC interrupting rating, melting integral and total clearing integral measured at 125V with a battery source
3. Voltage drop measured at 23 ± 3°C ambient temperature with the device mounted on a suitable circuit board trace
4. It is recommended that fuses be mounted with ceramic (white) side facing up
5. Device designed to carry rated current for four hours minimum. An operating current of 80% or less of rated current is recommended, with further derating required at elevated ambient temperatures

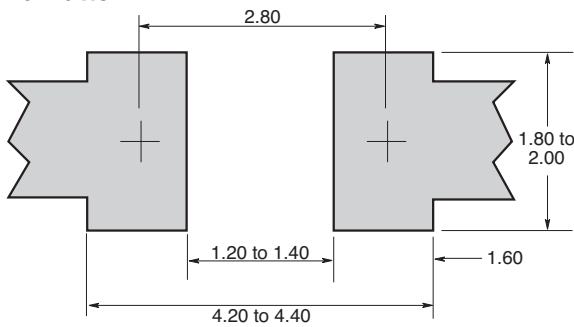


Powering Business Worldwide

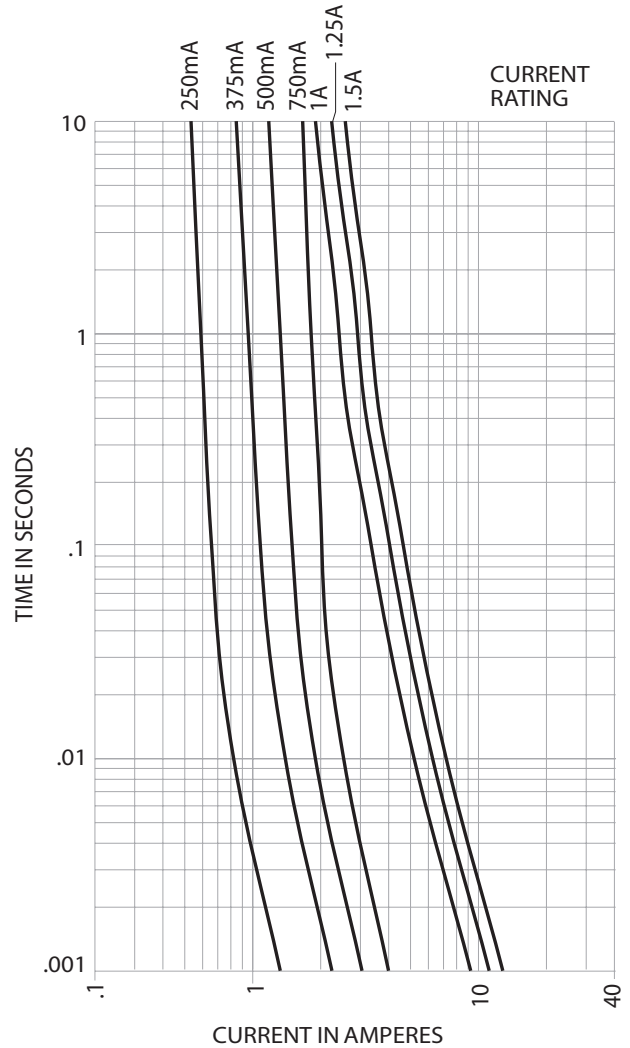
**Dimensions** mm/(inches)  
Drawing Not to Scale



**Land Pattern**



**TIME CURRENT CURVE**



PACKAGING CODE	
Packaging Code	Description
TR	3000 fuses on 8mm tape-and-reel on a 7 inch (178mm) reel per EIA Standard 481

Life Support Policy: Eaton does not authorize the use of any of its products for use in life support devices or systems without the express written approval of an officer of the Company. Life support systems are devices which support or sustain life, and whose failure to perform, when properly used in accordance with instructions for use provided in the labeling, can be reasonably expected to result in significant injury to the user.

Eaton reserves the right, without notice, to change design or construction of any products and to discontinue or limit distribution of any products. Eaton also reserves the right to change or update, without notice, any technical information contained in this bulletin.

**Eaton**  
**Electronics Division**  
1000 Eaton Boulevard  
Cleveland, OH 44122  
United States  
www.eaton.com/electronics

© 2017 Eaton  
All Rights Reserved  
Printed in USA  
Publication No. 2541  
May 2017

## Looking for pricing, stock, or lifecycle information?

Click below to explore more details on WIN SOURCE:

 [View TR/3216LV375-R on WIN SOURCE](#)

 [Eaton Bussmann Information](#)

## Optimize Your Supply Chain with WIN SOURCE Solutions

-  Global Sourcing Solution
-  Obsolete Management
-  Cost Control Management
-  Shortage Management
-  Alternative Solution
-  Excess Inventory Management