




**THE DATASHEET OF
ESD5V0H1U-02LS E6327**



Ultra-Low Capacitance TVS Diode

- Avalanche diode with low clamping / trigger voltage designed for replacement of polymer suppressor devices
- ESD / transient protection of high-speed data lines exceeding IEC61000-4-2 (ESD): 16 kV (contact)
IEC61000-4-4 (EFT): 2.5 kV / 50 A (5/50 ns)
- No degradation or shifting of characteristics even after 1000 ESD pulses and lower peak voltage than polymer devices
(see curve on page 4)
- Very low capacitance: 0.2 pF typ. @ 1.8 GHz
- Smallest form factor: 0.6 x 0.3 x 0.3 mm
- Working voltage: 5 V (can be extended to 60 V)
- Response time typ. < 0.5 ns @ 8 kV
- Pb-free (RoHS) compliant) package

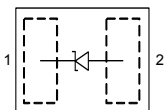


Applications

- 10/100/1000 Ethernet
- HDMI & DVI Interfaces
- Mobile communication and LCD displays
- Consumer products (STB, MP3, DVD, DSC...)
- Notebooks and desktop computers, peripherals



ESD5V0H1U-02LS



Type	Package	Configuration	Marking
ESD5V0H1U-02LS	TSSLP-2-1	1 line, uni-directional	P

Maximum Ratings at $T_A = 25^\circ\text{C}$, unless otherwise specified

Parameter	Symbol	Value	Unit
ESD contact discharge ¹⁾	V_{ESD}	16	kV
Operating temperature range	T_{op}	-55...125	°C
Storage temperature	T_{stg}	-65...150	

Electrical Characteristics at $T_A = 25^\circ\text{C}$, unless otherwise specified

Parameter	Symbol	Values			Unit
		min.	typ.	max.	

Characteristics

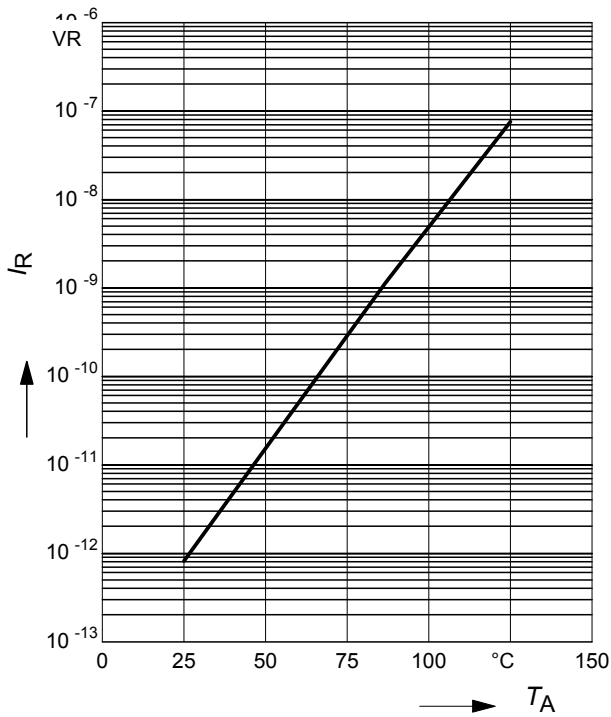
Reverse working voltage	V_{RWM}	-	-	5	V
Avalanche breakdown voltage $I_{(\text{BR})} = 1 \text{ mA}$, from pin 2 to 1	$V_{(\text{BR})}$	-	200	-	
Reverse current $V_{\text{R}} = 5 \text{ V}$	I_{R}	-	-	0.1	μA
Clamping voltage ¹⁾ after 30 ns $V_{\text{ESD}} = 8 \text{ kV}$, contact, from pin 2 to 1	V_{CL}	-	40	-	V
Line capacitance ²⁾ $V_{\text{R}} = 0 \text{ V}$, $f = 1.8 \text{ GHz}$ $V_{\text{R}} = 0 \text{ V}$, $f = 1 \text{ MHz}$	C_{T}	-	0.2	0.4	pF
		-	0.27	0.42	
Series inductance	L_{S}	-	0.2	-	nH

¹⁾ V_{ESD} according to IEC61000-4-2

²⁾Total capacitance line to ground

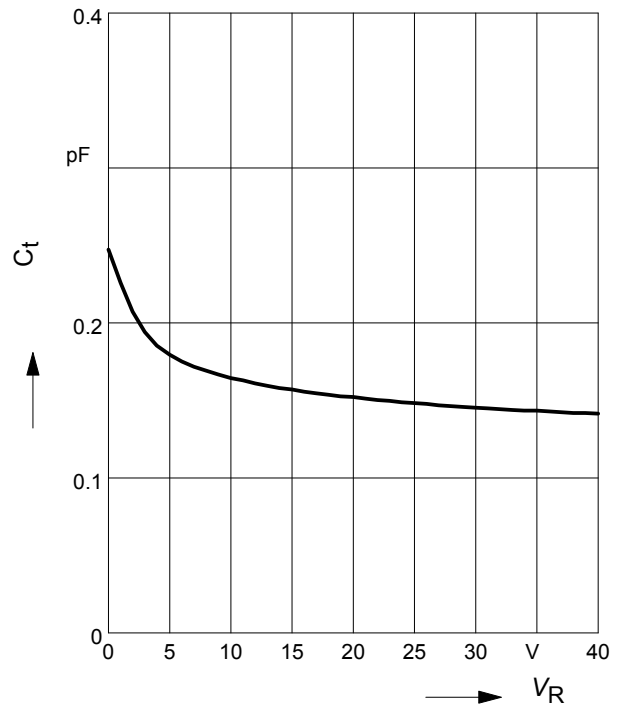
Reverse current $I_R = f(T_A)$

$V_R = 5\text{ V}$



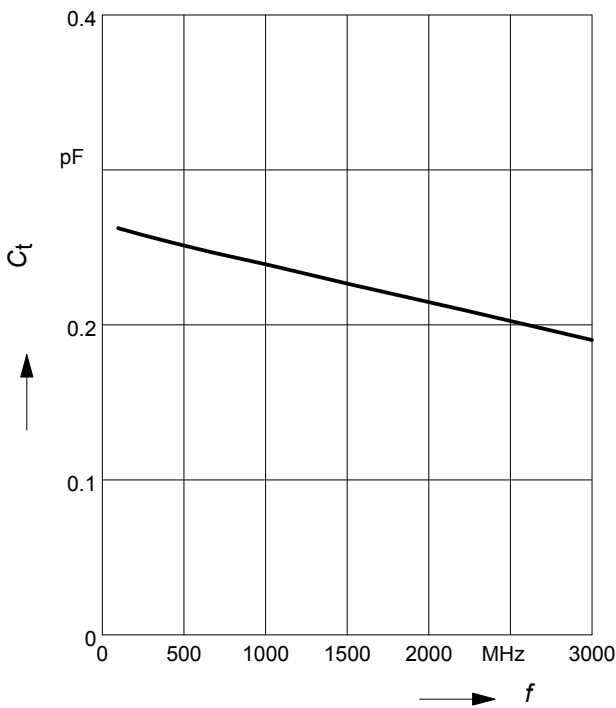
Diode capacitance $C_T = f(V_R)$

$f = 1\text{ GHz}$

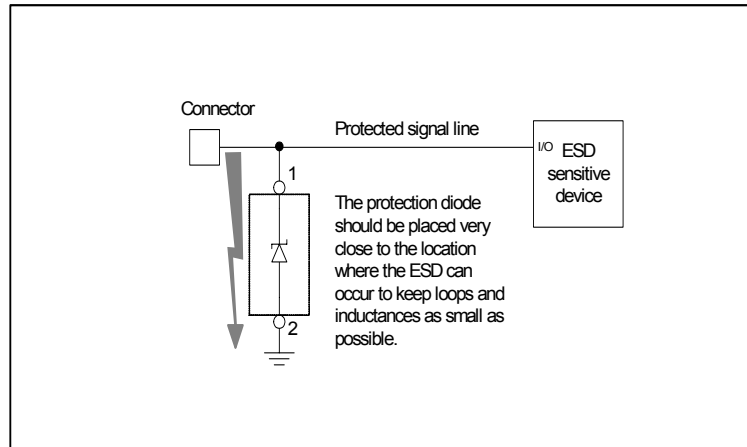


Line capacitance $C_T = f(f)$

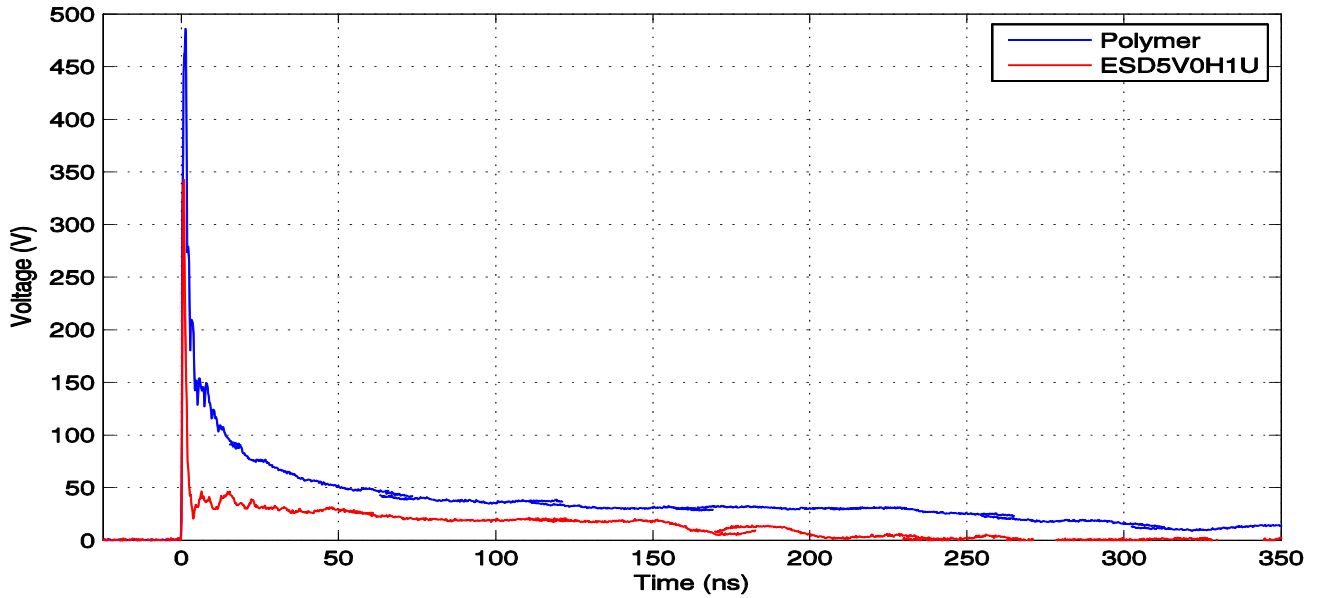
$V_R = 0\text{ V}$



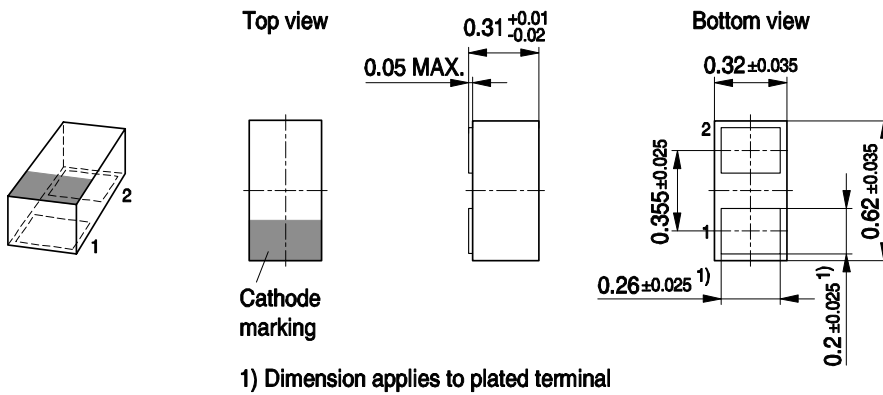
Application example
single channel, uni-directional



Clamping voltage at real ESD event according to IEC61000-4-2, 8 kV
contact discharge: comparison with polymer suppressor.
ESD gun: C=150pF/R=330Ω... with 6 GHz oscilloscope (50Ω)

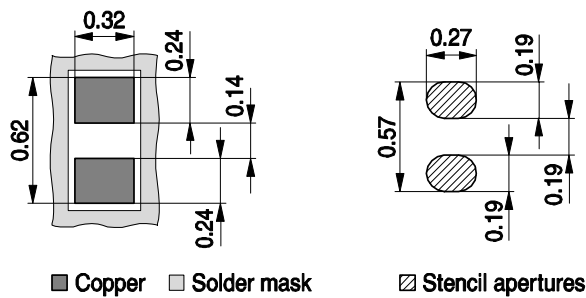


Package Outline

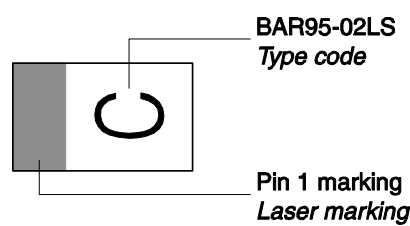


Foot Print

For board assembly information please refer to Infineon website "Packages"

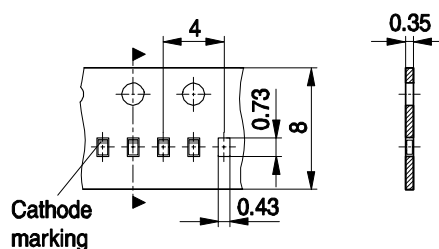


Marking Layout (Example)



Standard Packing

Reel ø180 mm = 15.000 Pieces/Reel



Edition 2009-11-16

**Published by
Infineon Technologies AG
81726 Munich, Germany**

**© 2009 Infineon Technologies AG
All Rights Reserved.**

Legal Disclaimer

The information given in this document shall in no event be regarded as a guarantee of conditions or characteristics. With respect to any examples or hints given herein, any typical values stated herein and/or any information regarding the application of the device, Infineon Technologies hereby disclaims any and all warranties and liabilities of any kind, including without limitation, warranties of non-infringement of intellectual property rights of any third party.

Information

For further information on technology, delivery terms and conditions and prices, please contact the nearest Infineon Technologies Office (www.infineon.com).

Warnings

Due to technical requirements, components may contain dangerous substances. For information on the types in question, please contact the nearest Infineon Technologies Office.

Infineon Technologies components may be used in life-support devices or systems only with the express written approval of Infineon Technologies, if a failure of such components can reasonably be expected to cause the failure of that life-support device or system or to affect the safety or effectiveness of that device or system. Life support devices or systems are intended to be implanted in the human body or to support and/or maintain and sustain and/or protect human life. If they fail, it is reasonable to assume that the health of the user or other persons may be endangered.

Looking for pricing, stock, or lifecycle information?

Click below to explore more details on WIN SOURCE:

- ⊖ [View ESD5V0H1U-02LS E6327 on WIN SOURCE](#)
- ⊖ [Infineon Technologies](#) Information

Optimize Your Supply Chain with WIN SOURCE Solutions

- ✓ Global Sourcing Solution
- ✓ Obsolete Management
- ✓ Cost Control Management
- ✓ Shortage Management
- ✓ Alternative Solution
- ✓ Excess Inventory Management